

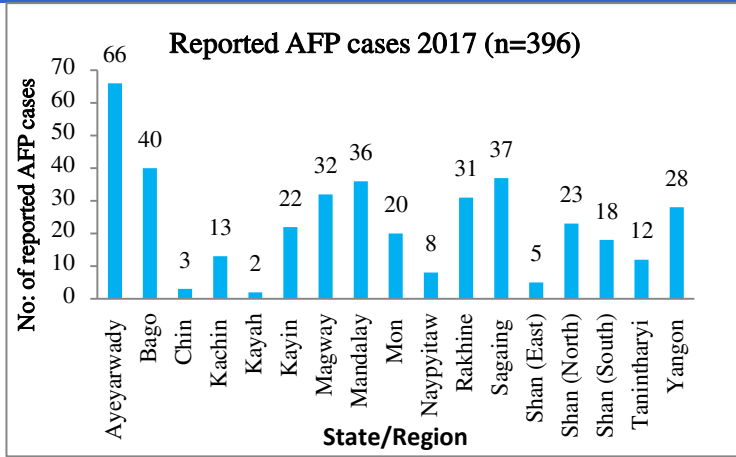


1. Vaccine Preventable Diseases Surveillance

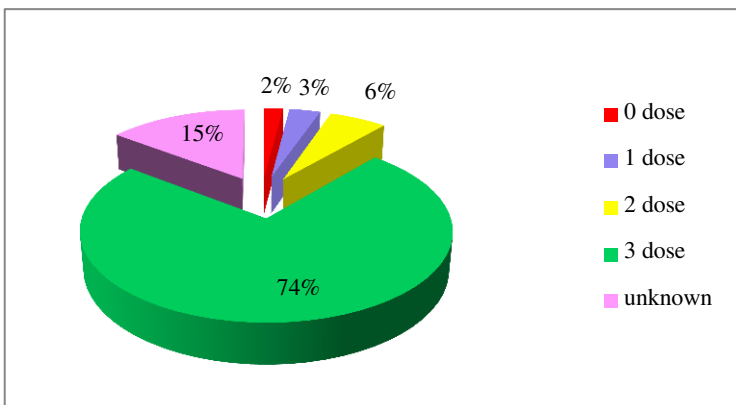
1(a). Acute Flaccid Paralysis (AFP)

Reported AFP cases by States and Regions in 2017 (n=373)

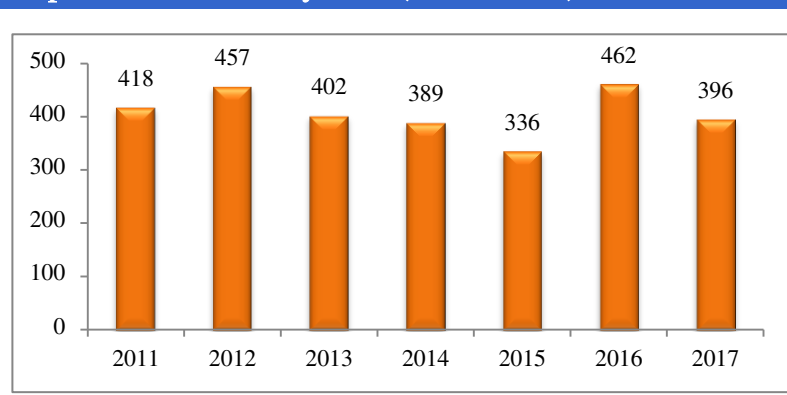
No.	State & Region	<15 Population	Minimum Expected Non Polio AFP Cases (3/100,000 pop)	Total number of reported AFP Cases
1	AYEYARWADY	1,627,861	49	66
2	BAGO	1,277,135	39	40
3	CHIN	184,675	6	3
4	KACHIN	414,457	13	13
5	KAYAH	95,391	2	2
6	KAYIN	546,324	15	22
7	MAGWAY	989,525	29	32
8	MANDALAY	1,453,125	43	36
9	MON	595,095	18	20
10	NAY PYI TAW	307,594	11	8
11	RAKHINE	1,021,544	30	31
12	SAGAING	1,371,823	38	37
13	SHAN(EAST)	213,556	5	5
14	SHAN(NORTH)	694,188	22	23
15	SHAN(SOUTH)	667,053	20	18
16	TANINTHARYI	447,298	12	12
17	YANGON	1,608,582	44	28
Total		13,515,236	396	396



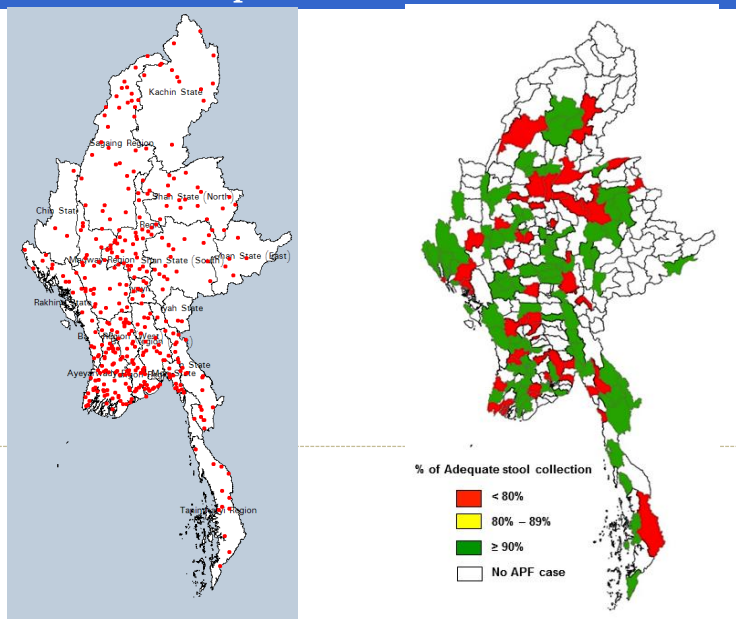
Vaccination Status of Reported AFP cases in 2017 (n=396)



Reported AFP cases by Year (2011 - 2017)



Distribution of reported AFP cases in 2017



Target AFP Case = 396
 Total Reported AFP Cases = 396
 (In 2017)
 Annualized AFP rate = 2.93
 Non-Polio AFP Rate = 2.80
 Adequate Stool Rate = 95%

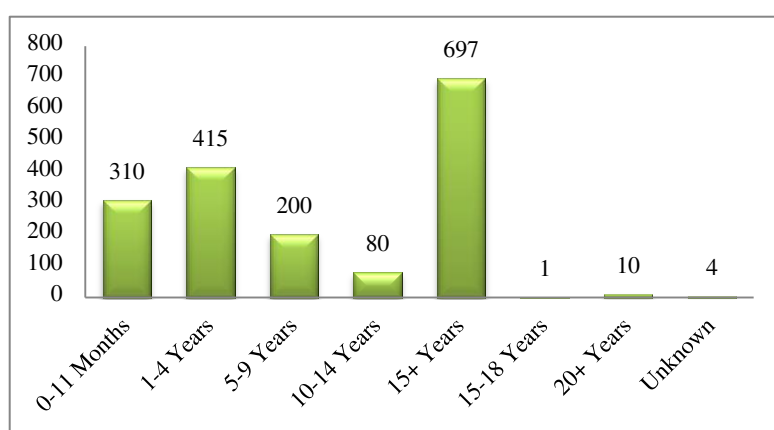
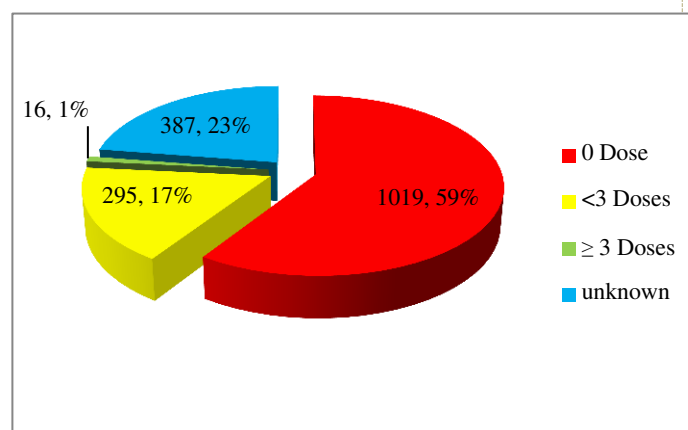
1 Data sources: (1) Central Epidemiology Unit, (2) National Health Laboratory, (3) Health Information Management System, (4) National Surveillance Coordinator Office (WHO) *(Data as of 7-2-18)*

1(b). Fever with Rash

Reported fever with rash cases in states and regions by months in 2017

Sr. No	Region & State	Report Msl Case	Month(2017)											
			Jan	FEB	Mar	April	May	June	July	Aug	Sep	Oct	Nov	Dec
1	Ayeyarwady	155	14	40	38	10	16	18	6	4	9	0	0	0
2	Bago	124	23	37	23	8	16	4	6	3	2	1	0	1
3	Chin	3	1	0	0	0	0	0	0	1	1	0	0	0
4	Kachin	9	0	3	1	1	0	4	0	0	0	0	0	0
5	Kayah	7	0	0	1	0	0	0	2	3	0	0	1	0
6	Kayin	15	2	0	4	1	0	2	0	2	0	1	1	2
7	Magway	50	9	4	5	0	3	15	8	3	1	0	2	0
8	Mandalay	68	24	22	4	1	5	8	0	2	2	0	0	0
9	Mon	82	26	11	7	5	8	5	9	9	0	1	1	0
10	NayPyiTaw	30	3	5	9	7	5	1	0	0	0	0	0	0
11	Rakhine	102	15	44	17	5	7	1	0	5	4	0	1	3
12	Sagaing	7	5	0	0	0	0	1	1	0	0	0	0	0
13	Shan (S)	13	2	1	0	5	0	0	3	1	1	0	0	0
14	Shan (N)	64	0	7	12	16	7	7	5	2	0	0	8	0
15	Tanintharyi	61	2	4	0	6	4	4	6	16	17	1	0	1
16	Yangon	891	229	221	194	65	35	23	18	31	20	5	17	33
17	Shan (East)	0	0	0	0	0	0	0	0	0	0	0	0	0
18	KoKant	36	0	0	0	0	0	23	8	0	0	0	0	5
	Total	1717	355	399	315	130	106	116	72	82	57	9	31	45

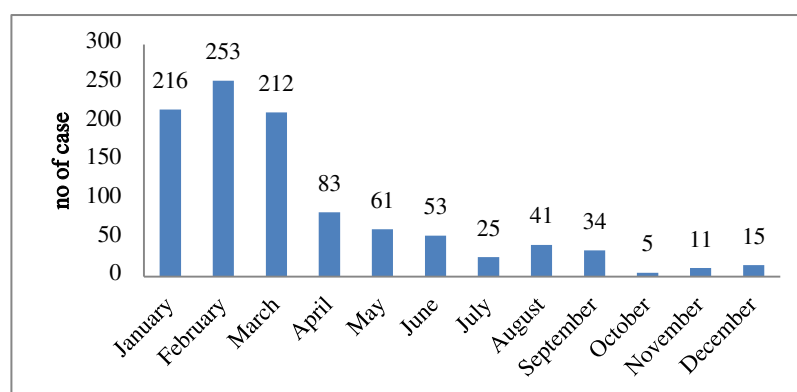
Vaccination status and age distribution among reported fever with rash cases in 2017 (n=1717)



Classification of reported fever with rash in 2017

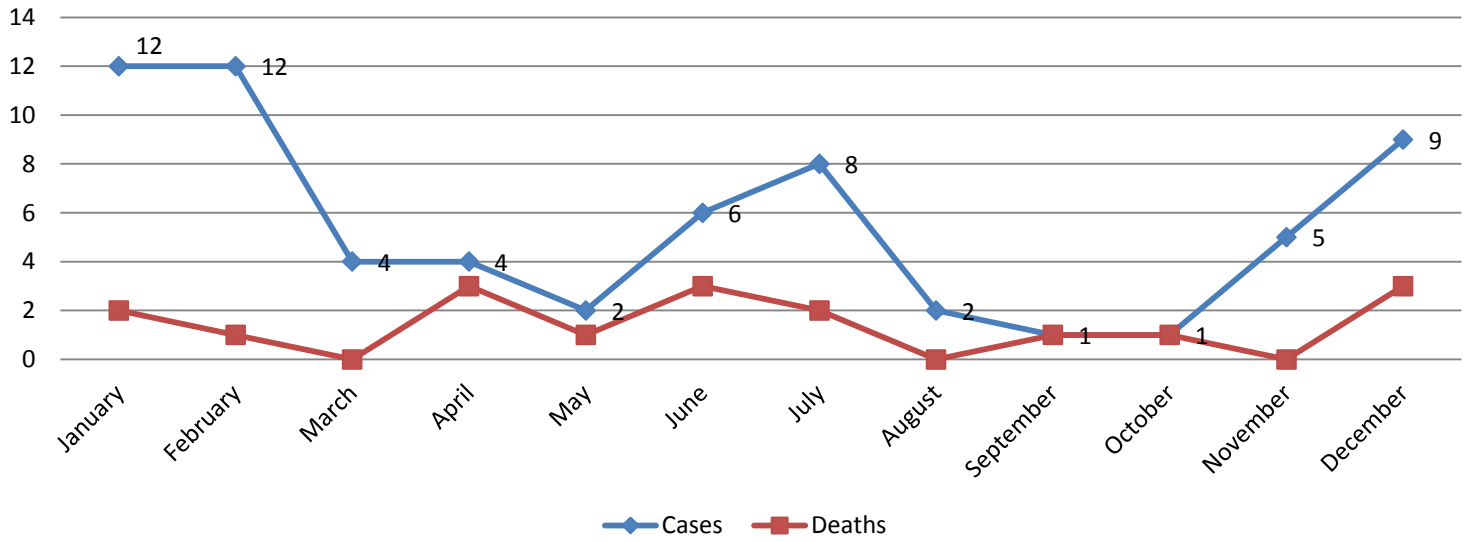
Clinically Confirmed Measles	75
Lab Confirmed measles	1009
EPID Confirmed measles	206
Lab Confirmed Rubella	4
Discard	423
Total	1717

Distribution of Laboratory confirmed measles in 2017 (n=1717)

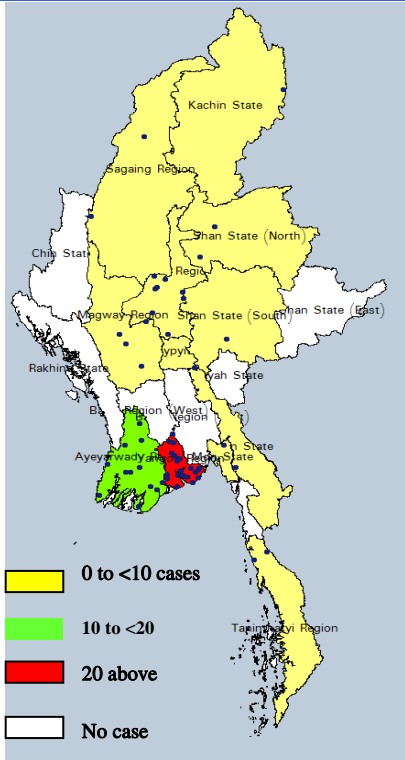


1(c). Diphtheria

Distribution of reported diphtheria cases and deaths in states and regions in 2017 (n = 66)

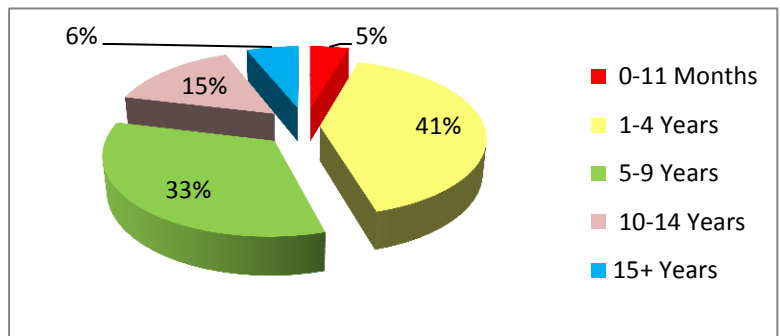


Distribution of reported diphtheria cases in states and regions in 2017 (n= 66)

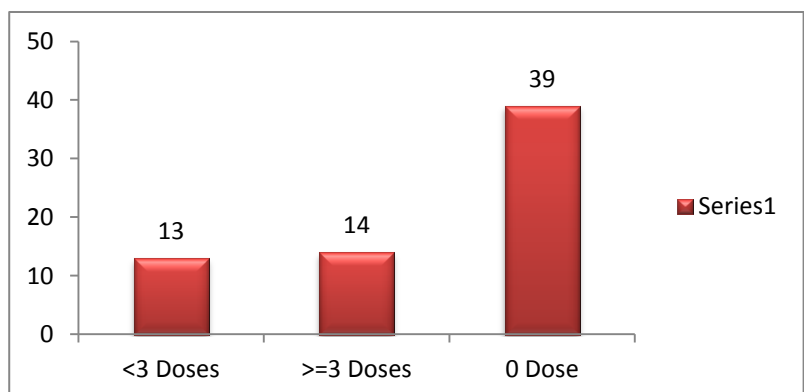


State & Region	Diphtheria Cases
Yangon	21
Ayeyarwady	16
Kachin	2
Kayin	1
Magway	4
Mandalay	9
Mon	1
Naypyitaw	1
Sagaing	2
Shan State(N)	2
Shan State(S)	1
Tanintharyi	2
Total	66

Age distribution among reported diphtheria cases in 2017 (n= 66)



Vaccination status among reported diphtheria cases in 2017 (n=47)

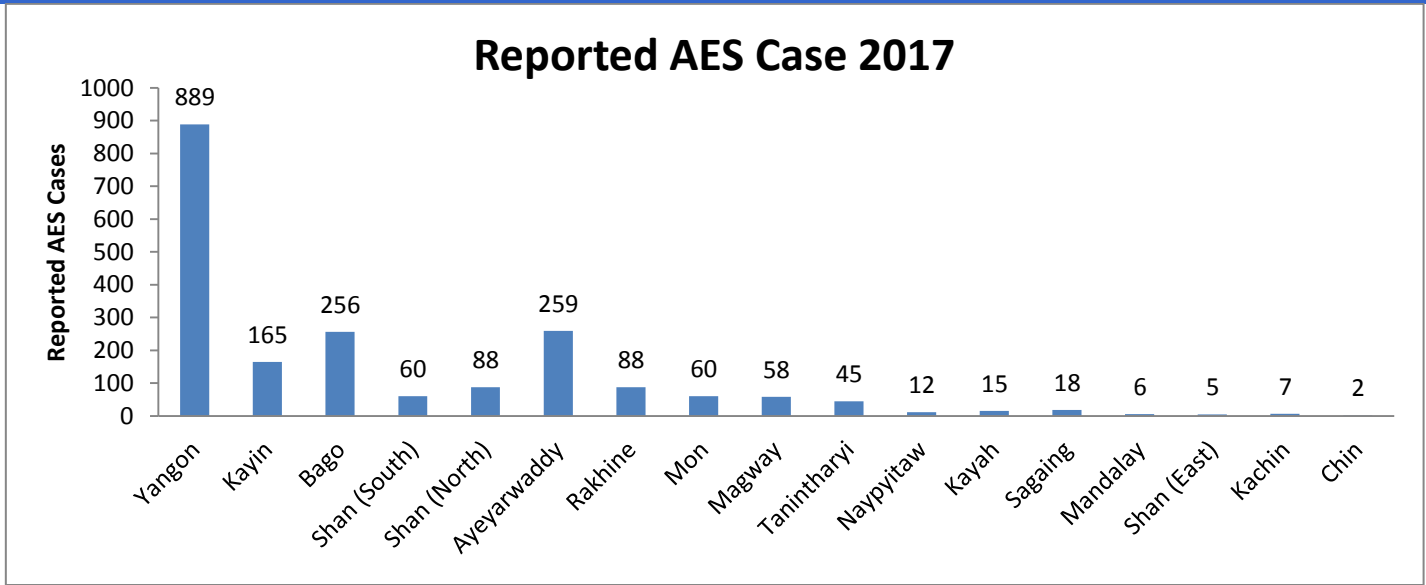


Reported diphtheria cases and deaths by years (2011 – 2017)

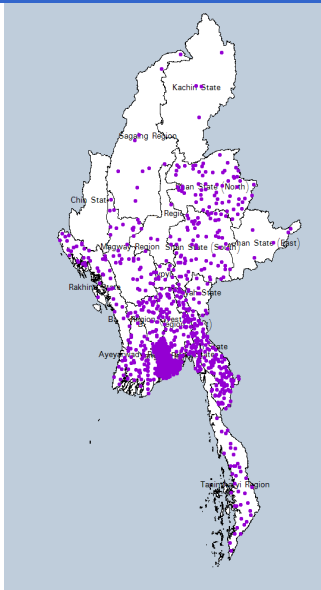
Year	2011	2012	2013	2014	2015	2016	2017
Reported diphtheria cases	3	17	26	68	68	105	56
Deaths	4	3	13	16	16	12	13

1(d). Acute Encephalitis Syndrome

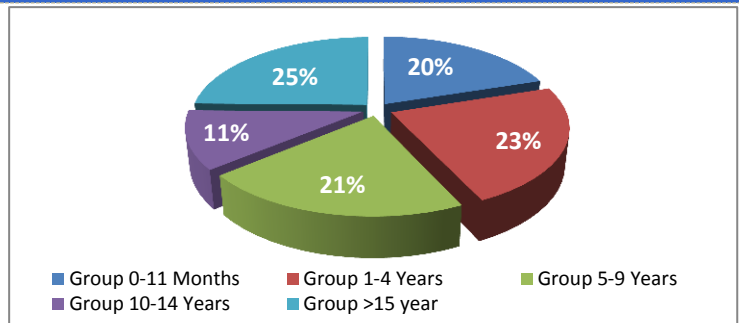
Reported AES cases in states and regions in 2017 (n=2033)



Distribution of reported AES cases in states and regions in 2017 (n=2033)



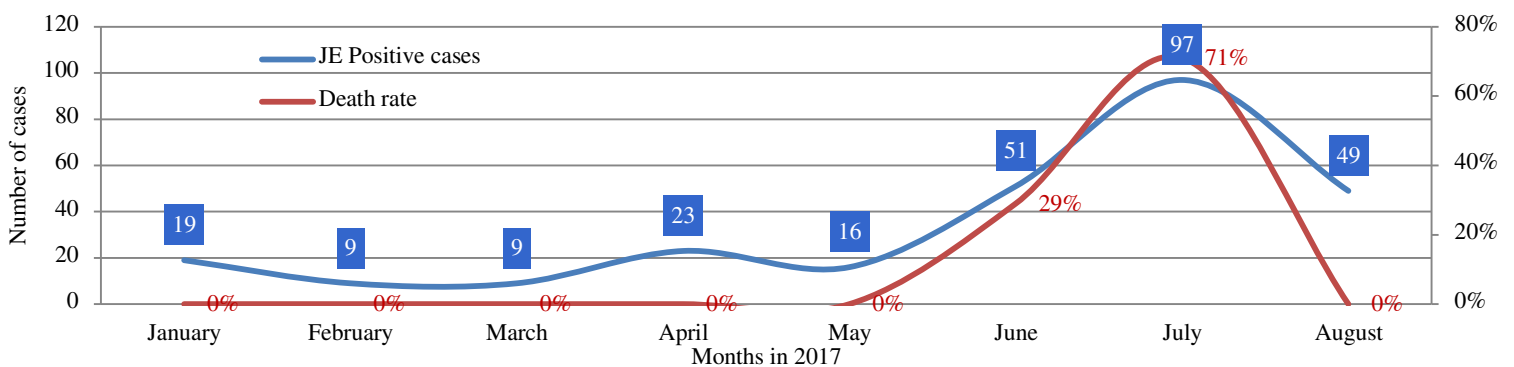
Age distribution among reported AES cases in 2017 (n=2033)



IgM results by Inbios ELISA for Japanese Encephalitis

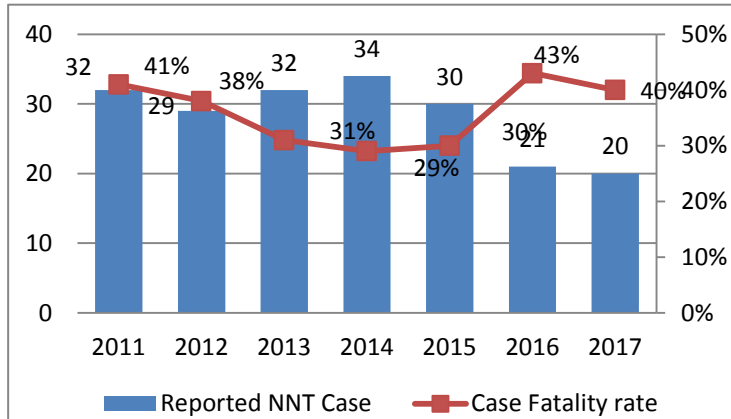
	Total tested cases for JE	Positive	Negative	Equi vocal
Serum Samples	460	124	276	0
CSF Samples	363	44	291	0

Japanese Encephalitis positive cases associated with CFR among reported AES cases in 2017 by months (n=273)

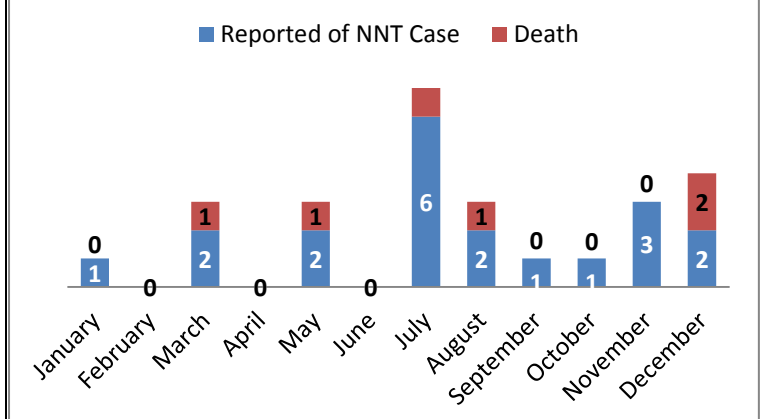


1(e). Neonatal Tetanus

Reported NNT cases related to case fatality rate by years from 2011 to 31st August 2017



Reported NNT cases and deaths by months in 2017 (n=17)



Vaccination status of mothers during pregnancy in reported NNT cases

0 dose	13
<2 dose	2
>=2dose	5
Unknown	0
Total	20

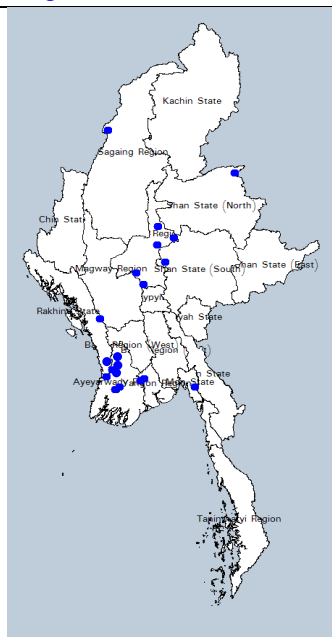
Place of birth among reported NNT cases

Hospital	1
Health center	0
Private hospital	0
Home	18
Other	1
Total	20

Reported NNT cases are delivered by

Doctor	0
Basis Health Staff	1
Trained TBA	0
TBA	15
Other	2
Not Attended	2
Total	20

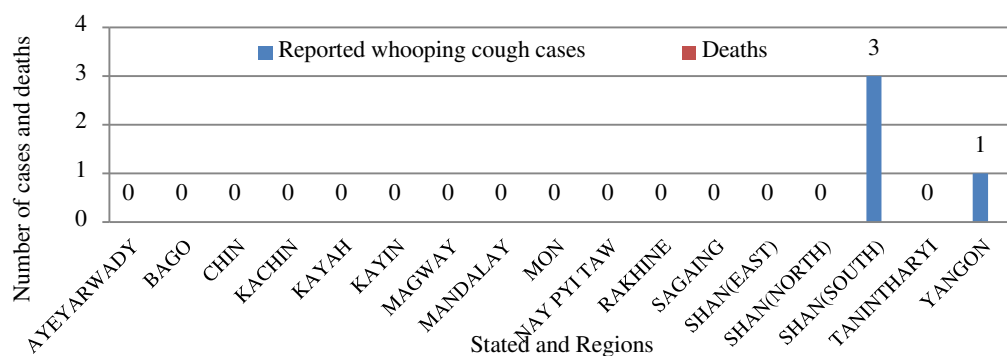
Distribution of reported NNT cases in states and regions in 2017 (n=17)



State & Region	NNT Case
Ayeyarwady Region	8
Magway Region	1
Mandalay Region	5
Mon State	1
Sagaing Region	1
Shan State (North)	1
Shan State (South)	1
Yangon Region	2
Total	20

1(f). Whooping Cough

Reported whooping cough cases by states and regions in 2017



Age group	
0 - 11 months	0
1 - 4 years	0
5 - 9 years	4
10 - 14 years	0
Above 15 years	0
Total	4