



Ministry of Health and Sports (Myanmar)

Department of Public Health

Central Epidemiology Unit

(13 September 2020)

Coronavirus Disease 2019 (COVID-19)

Situation Report - 159

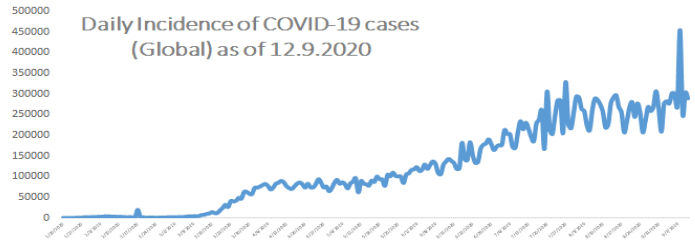
Data as reported by States and Regions by 12 September 2020

WHO Coronavirus Disease (COVID-19) Dashboard data as of 3:59 PM CEST 12 September 2020

Confirmed cases
28,239,790

Deaths
906,092

Case Fatality Rate
3.2 %



Myanmar Situation

Total Tested
194,732

Confirmed Cases
2,796

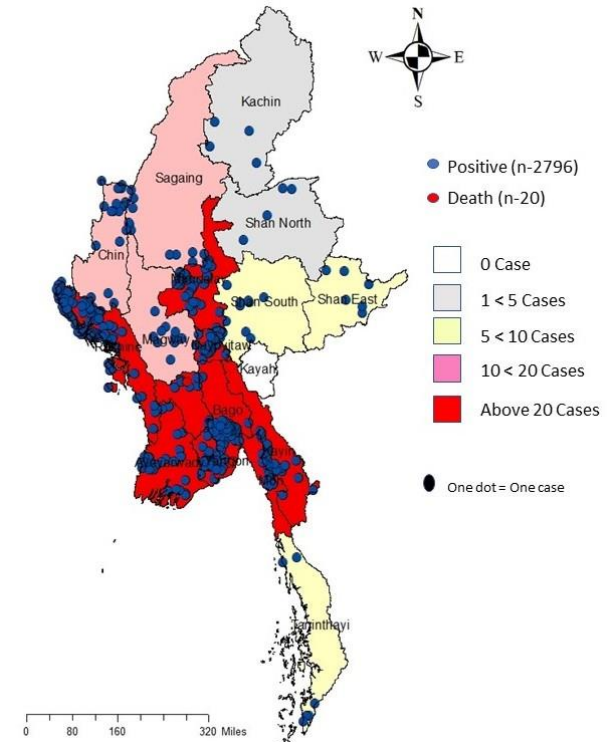
Negative
191,936

Discharged
705
25.2% of Confirmed cases

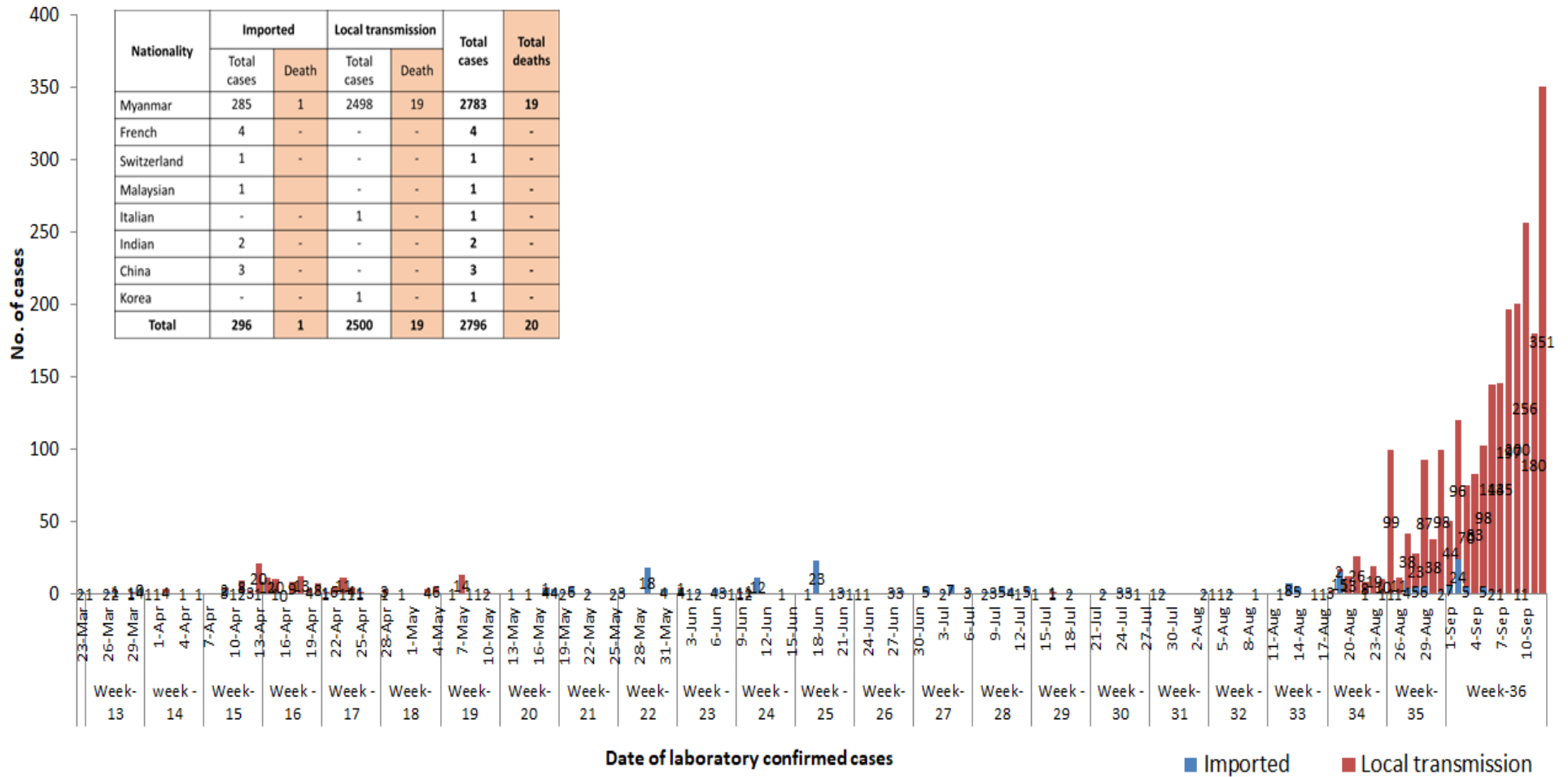
Death
20
0.7% of Confirmed cases

No	State/Region	COVID-19 Confirmed case	Discharged	Deaths
1	Yangon	1666 (272 new)	278	18
2	Rakhine	731 (34 new)	323	-
3	Mandalay	96 (6 new)	3	1
4	Mon	69 (21 new)	3	-
5	Bago	64 (1 new)	7	-
6	Naypyitaw	34 (7 new)	2	1
7	Kayin	32	29	-
8	Ayeyarwaddy	32 (4 new)	11	-
9	Chin	18	18	-
10	Sagaing	13 (2 new)	10	-
11	Magway	12 (2 new)	4	-
12	Shan(South)	8	6	-
13	Thanintharyi	8 (2 new)	3	-
14	Shan(East)	6	3	-
15	Kachin	4	2	-
16	Shan(North)	3	3	-
17	Kayar		0	-
Total		2796(351 new)	705	20

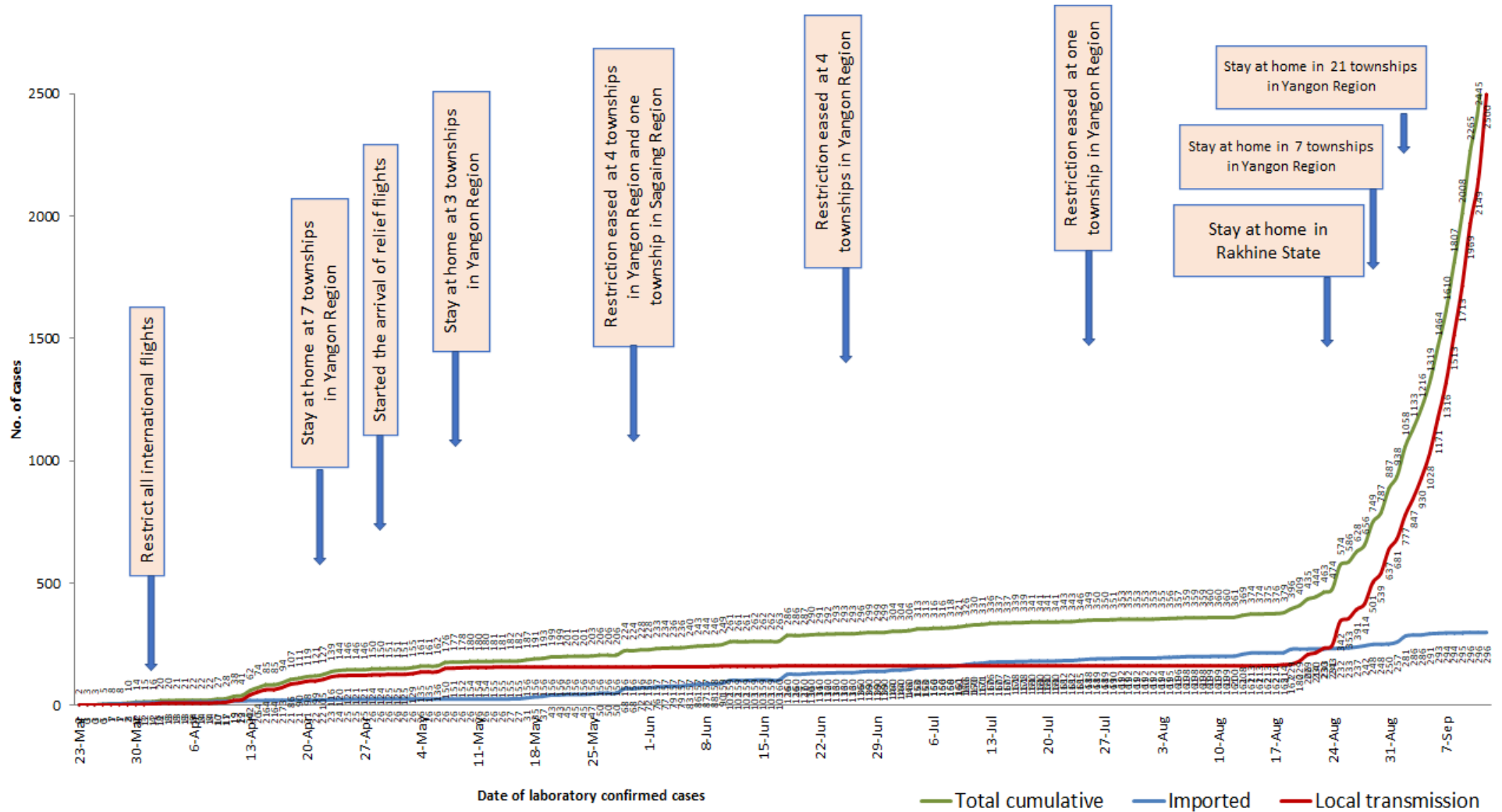
Map showing COVID-19 laboratory confirmed cases



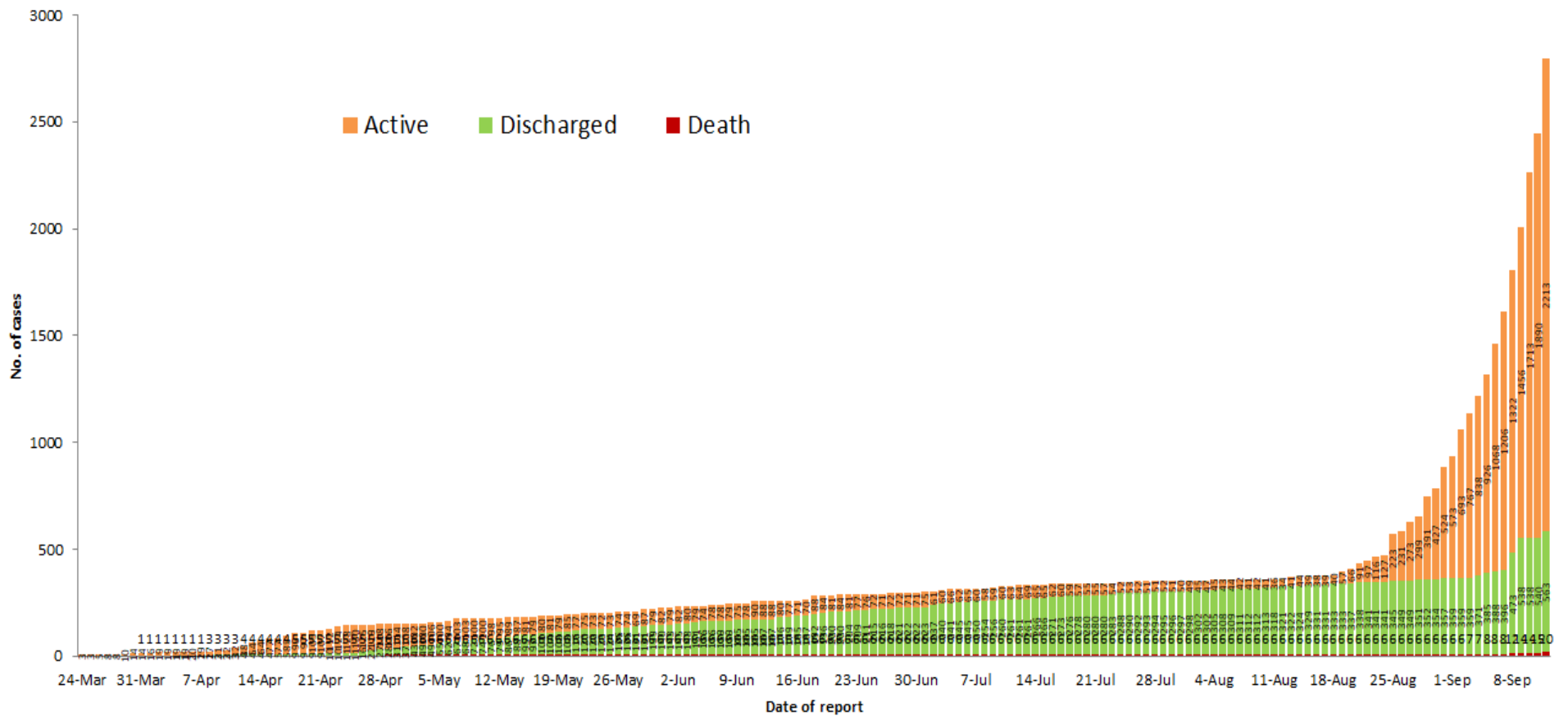
COVID-19 confirmed cases by types of transmissions (as of 12.9.2020) n=2,796



Total laboratory confirmed cases by date (as of 12.9.2020), n= 2,796



Cumulative Number of active confirmed cases, recovered and deaths (23.3.2020 – 12.9.2020), n (cumulative)=2,796



Summary of current situation

Type	New (11.9.2020-12.9.2020)	Total (on 12.9.2020)
Suspected and Person Under Investigation (PUI)	231	765
Hospital Quarantine	63	293
Facility Quarantine	2,973	35,762

Person under Investigation (PUI) by State/Region hospitals (31.1.2020 – 12.9.2020) n= 9,367

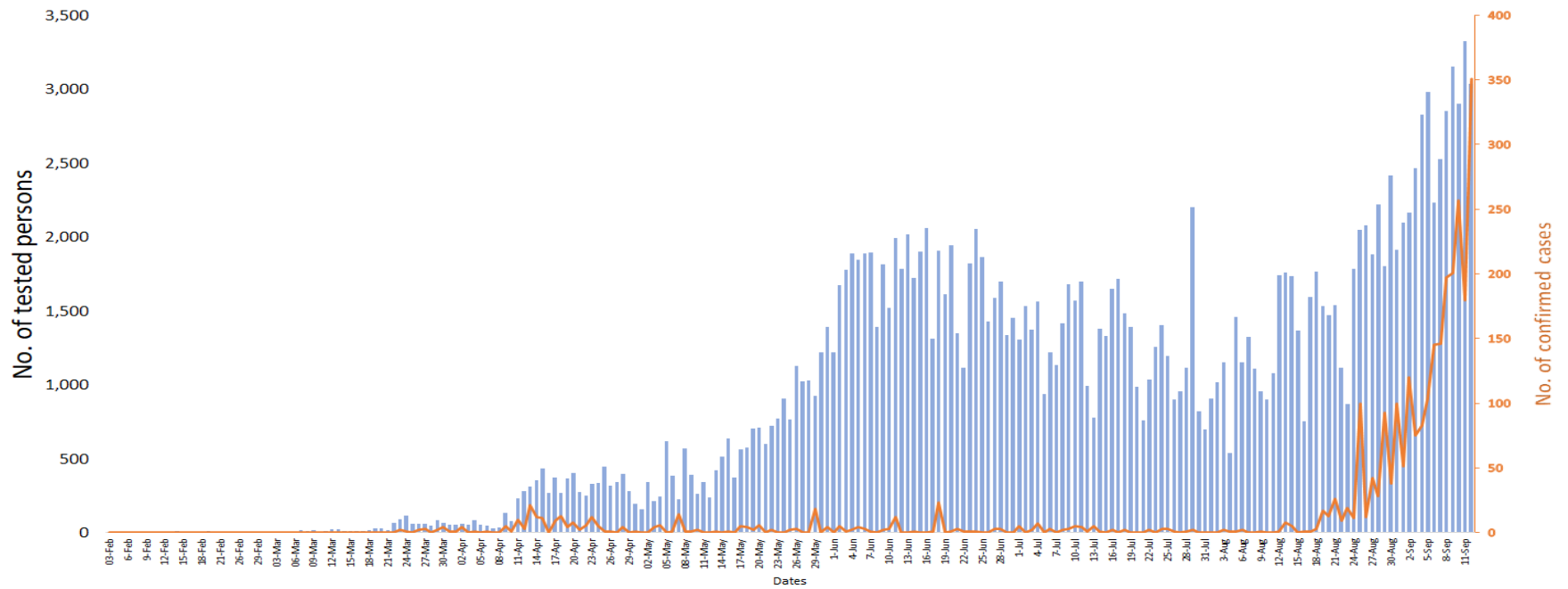
No. of Facility Quarantine sites and Quarantined people on 12.9.2020

No.	State/Region	PUI	No.	State/Region	No. of facilities	Total no. of quarantine
1	Yangon	5032	1	Yangon	86	6231
2	Mandalay	1759	2	Ayeyarwaddy	659	3887
3	Kayin	413	3	Mandalay	332	3244
4	Mon	380	4	Mon	228	2845
5	Magway	294	5	Bago	222	2789
6	Shan (N)	279	6	Sagaing	375	2712
7	Bago	209	7	Magway	337	2706
8	Rakhine	170	8	Rakhine	422	2474
9	Ayeyarwaddy	147	9	Kayin	365	2220
10	Shan (E)	134	10	Tanintharyi	189	1850
11	Shan (S)	119	11	Kachin	169	1451
12	Sagaing	96	12	Naypyitaw	9	1450
13	Thanintharyi	95	13	Shan South	78	1138
14	Kayah	84	14	Shan North	299	299
15	Naypyitaw	70	15	Chin	23	245
16	Kachin	47	16	Shan East	16	136
17	Chin	39	17	Kayah	18	85
Total		9,367	Total		3,827	3,5762

*Facility quarantine rule changed from 21 days to 14 days on 11-9-2020 while 7 days home quarantine rule remain unchanged.

- First two confirmed cases were detected on 23 March 2020.
- Local transmission are increased during April and May 2020 due to big religious cluster in Yangon.
- After religious cluster, imported cases were mainly detected due to returnees from other countries.
- In August, local transmission were dramatically raised in Rakhine State firstly and other big clusters were detected in –
 - Mandalay- Myingyan cluster
 - Yangon – Thingangyun cluster.

COVID-19 confirmed cases among tested by date (as of 12.9.2020)

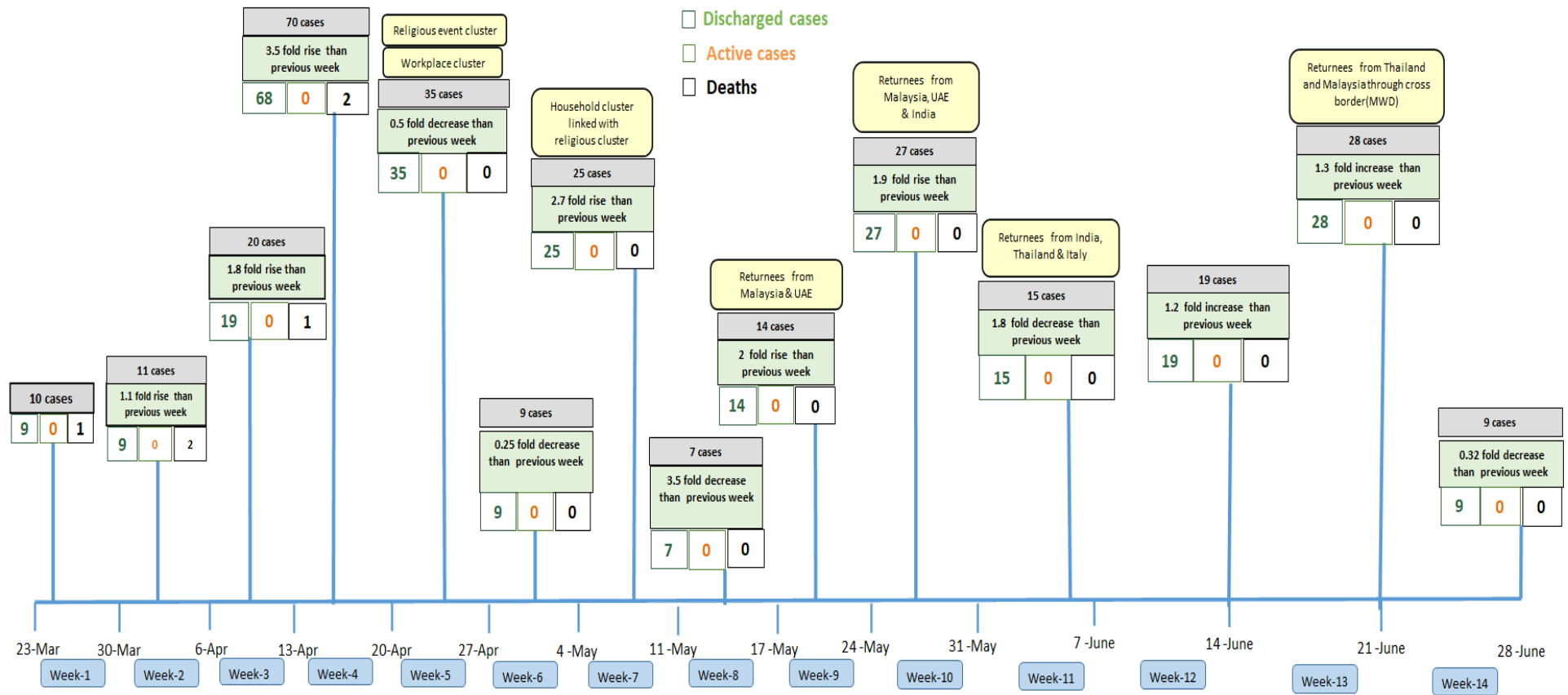


Total tested persons - 194,732

Total confirmed cases - 2,796

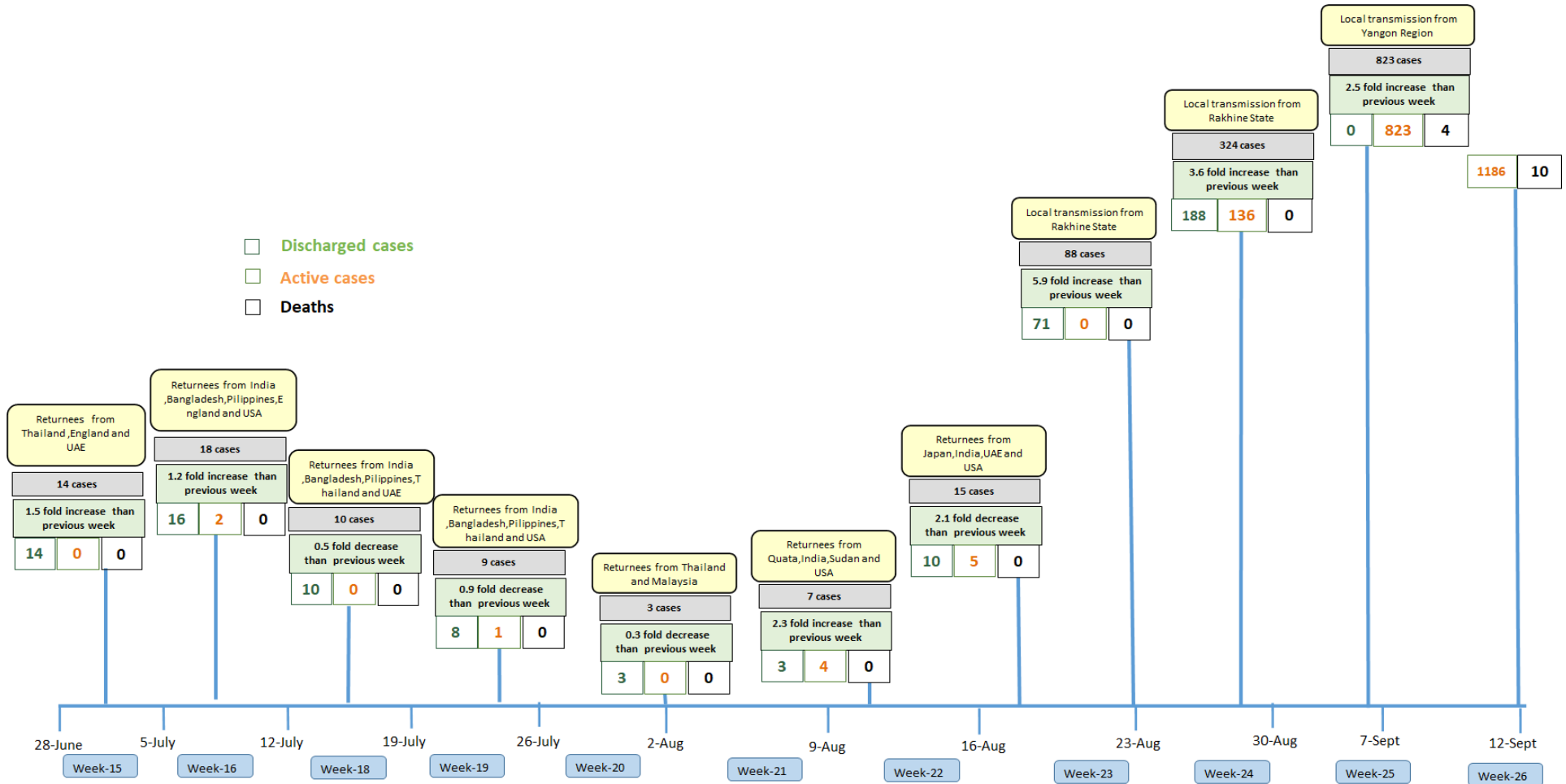
Tested person Confirmed case

Summary of new confirmed cases detection after first two cases (as of 12.9.2020)



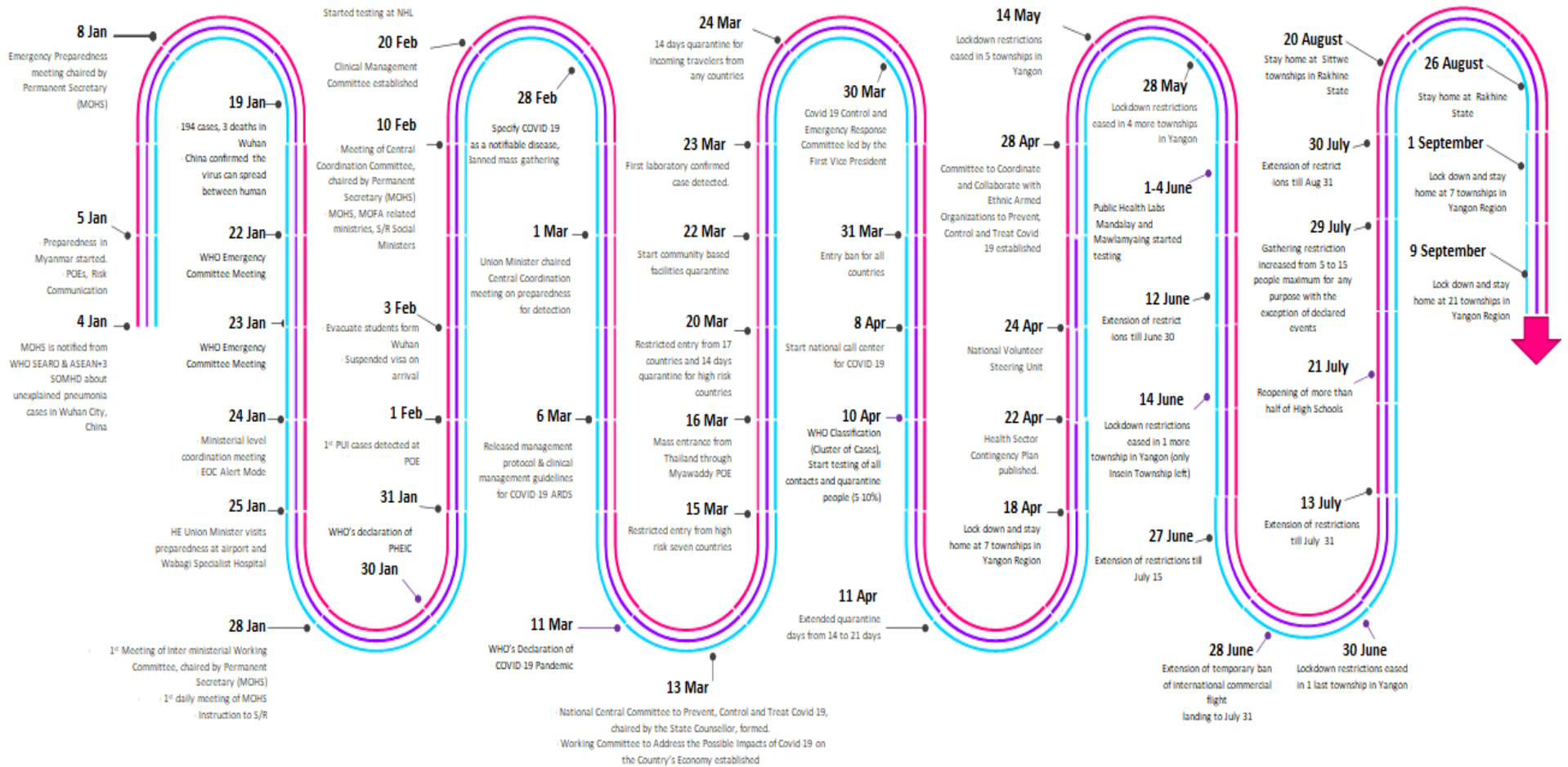
- Confirmed cases were detected as a peak in the 4th week after first confirmed cases due to the religious event cluster.
- Confirmed cases were decreased but still raised than the first 3 weeks due to the religious event cluster and workplace cluster.
- There were an increased in numbers of cases in the 7th week after the first two cases due to the household cluster linked with a religious cluster.
- Confirmed cases were detected by a nearly two-fold rise in the 9th and 10th weeks after the first two cases because of returnees coming back by relief flights.

Summary of new confirmed cases detection after first two cases (as of 12.9.2020)



- Confirmed cases were detected as a peak in the 4th week after first confirmed cases due to the religious event cluster.
- Confirmed cases were decreased but still raised than the first 3 weeks due to the religious event cluster and workplace cluster.
- There were an increased in numbers of cases in the 7th week after the first two cases due to the household cluster linked with a religious cluster.
- Confirmed cases were detected by a nearly two-fold rise in the 9th and 10th weeks after the first two cases because of returnees coming back by relief flights.

Timeline of Preparedness and Response to COVID-19 in Myanmar (as of 12.9.2020)



Hotline Number— 0673 420 268

Data source - CEU, DMS, NHL, PHL (MDY and MLM), DMR, DSGH, State and Region Health Departments