



Ministry of Health and Sports (Myanmar)

Department of Public Health

Central Epidemiology Unit

(12 September 2020)

Coronavirus Disease 2019 (COVID-19)

Situation Report - 158

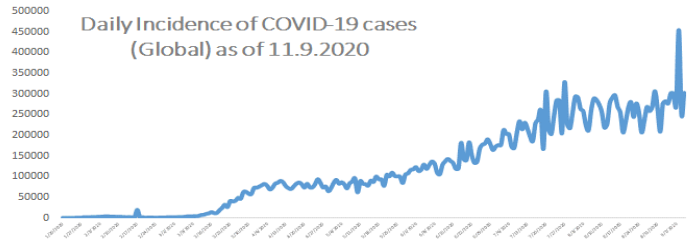
Data as reported by States and Regions by 11 September 2020

WHO Coronavirus Disease (COVID-19) Dashboard data as of 7:08 PM CEST 11 September 2020

Confirmed cases
28,040,853

Deaths
906,092

Case Fatality Rate
3.2 %



Myanmar Situation

Total Tested
191,696

Confirmed Cases
2,445

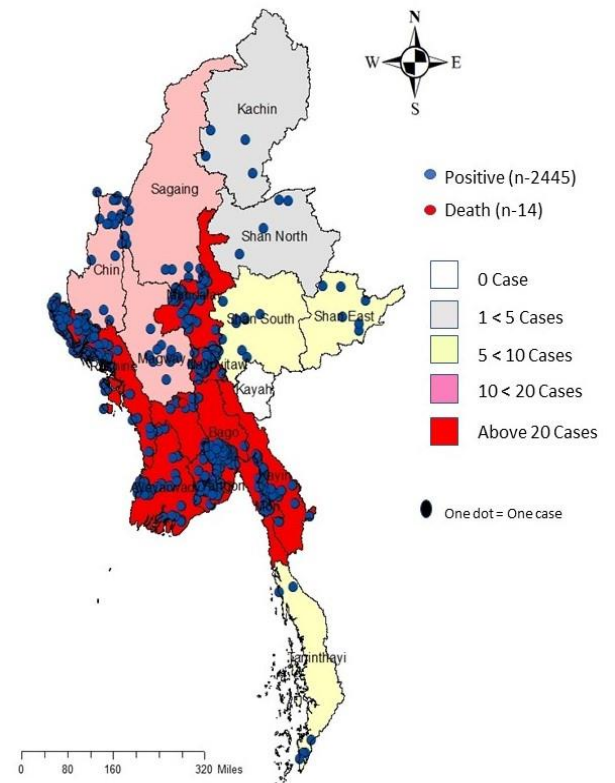
Negative
189,251

Discharged
540
22.1% of Confirmed cases

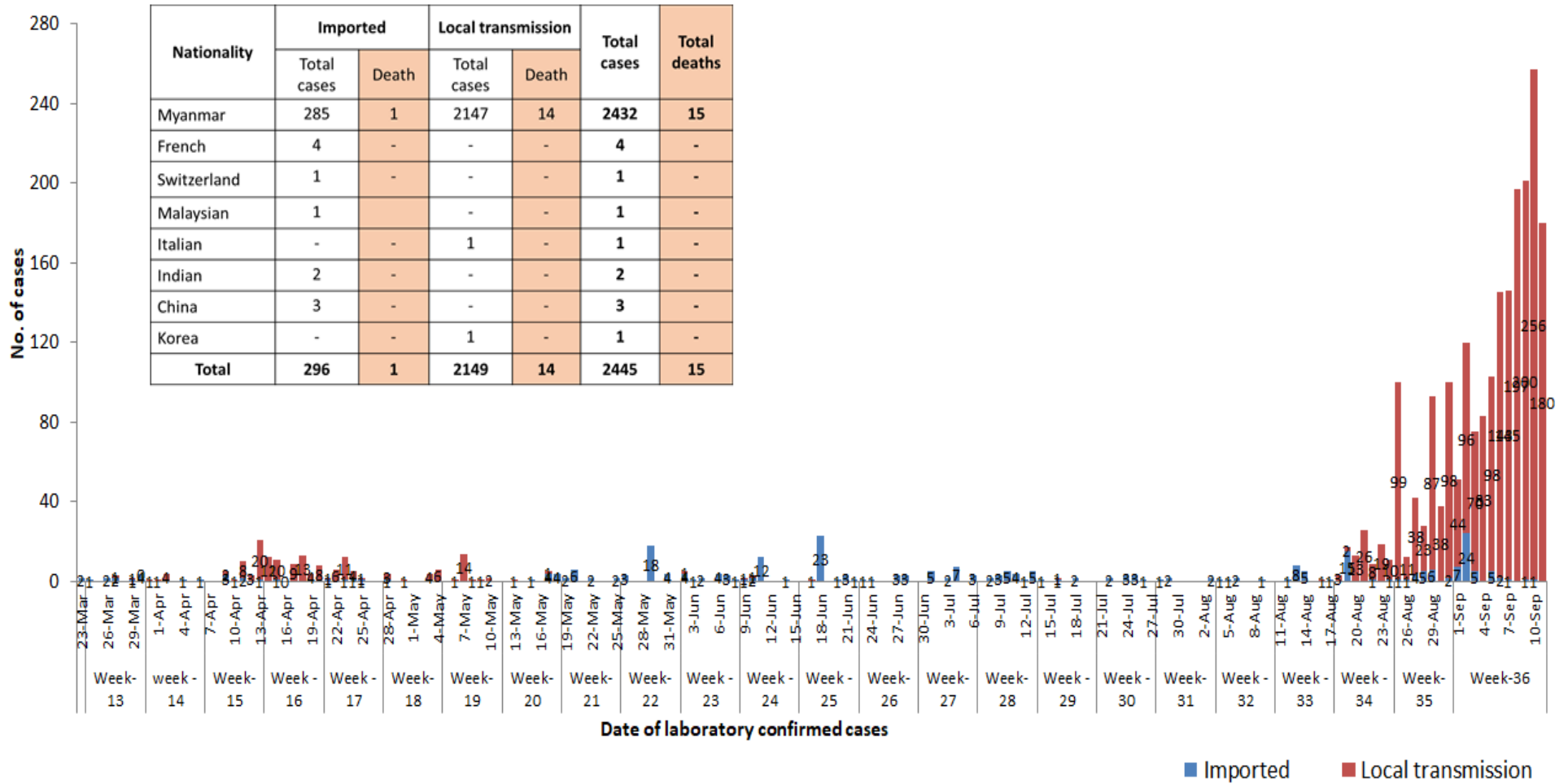
Death
15
0.6% of Confirmed cases

No	State/Region	COVID-19 Confirmed case	Discharged	Deaths
1	Yangon	1394 (126 new)	278	13
2	Rakhine	697 (7 new)	164	-
3	Mandalay	90 (11 new)	5	1
4	Bago	63 (3 new)	7	-
5	Mon	48 (19 new)	29	-
6	Kayin	32	3	1
7	Ayeyarwaddy	28 (7 new)	2	-
8	Naypyitaw	27 (5 new)	18	-
9	Chin	18	3	-
10	Sagaing	11	10	-
11	Magway	10 (2 new)	6	-
12	Shan (South)	8	4	-
13	Thanintharyi	6	3	-
14	Shan (East)	6	3	-
15	Kachin	4	2	-
16	Shan (North)	3	3	-
17	Kayar	-	-	-
Total		2445(180 new)	540	15

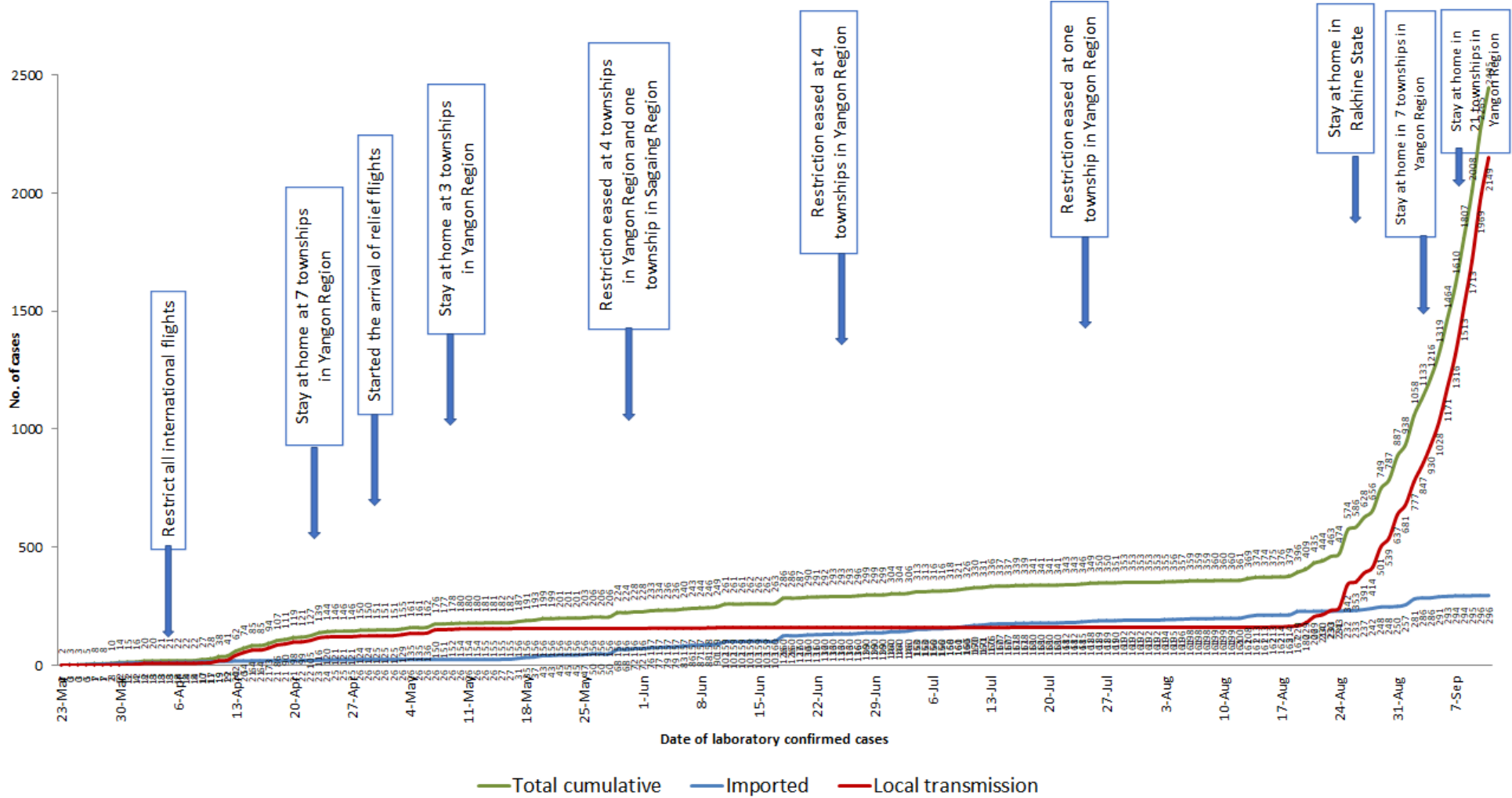
Map showing COVID-19 laboratory confirmed cases



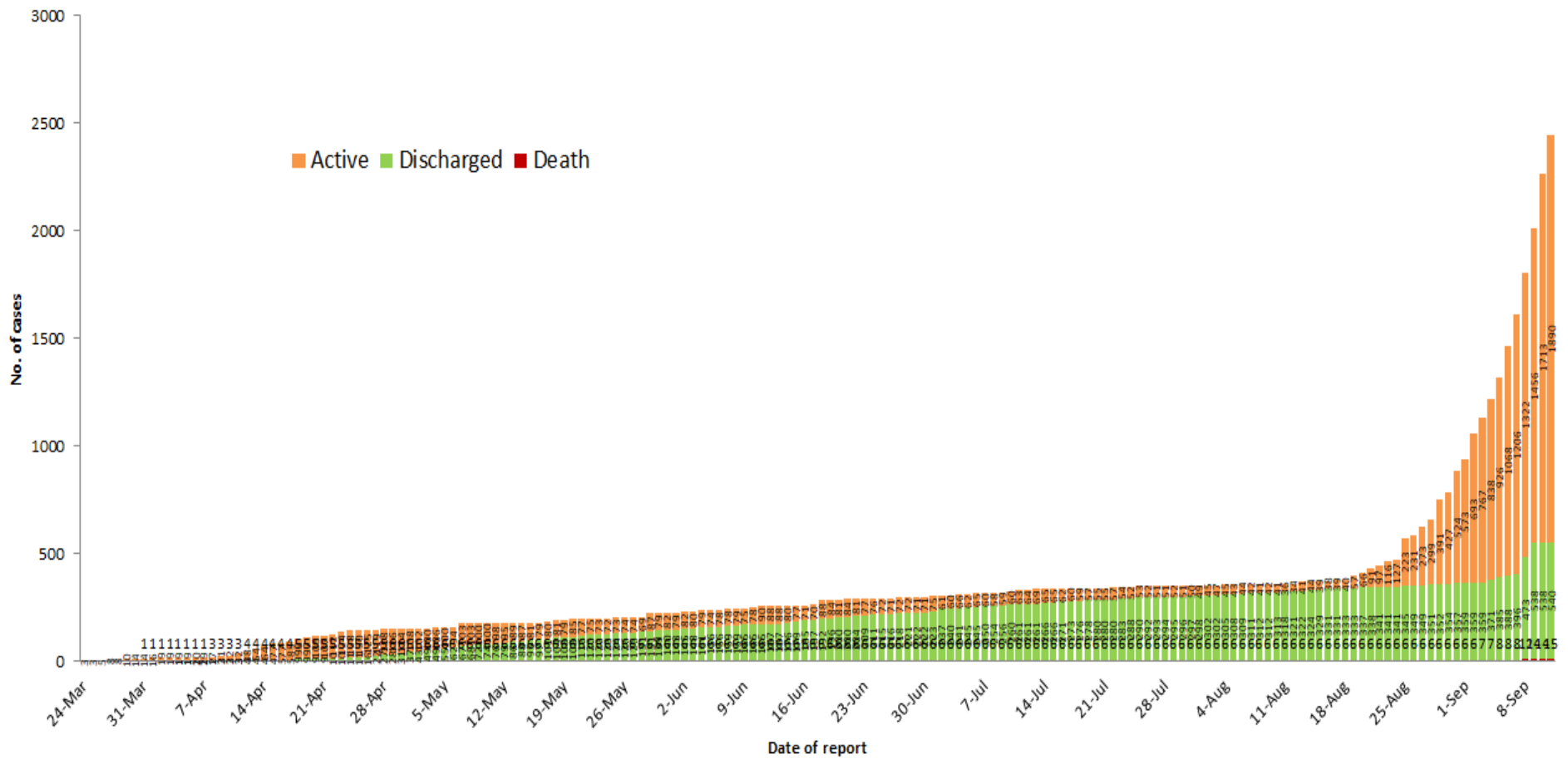
COVID-19 confirmed cases by types of transmissions (as of 11.9.2020) n=2,445



Total laboratory confirmed cases by date (as of 11.9.2020), n= 2,445



Cumulative Number of active confirmed cases, recovered and deaths (23.3.2020 – 11.9.2020), n (cumulative)=2,445



Summary of current situation

Type	New (10.9.2020-11.9.2020)	Total (on 11.9.2020)
Suspected and Person Under Investigation (PUI)	195	711
Hospital Quarantine	38	246
Facility Quarantine	3,306	34,540

Person under Investigation (PUI) by State/Region hospitals (31.1.2020 – 11.9.2020) n= 9,136

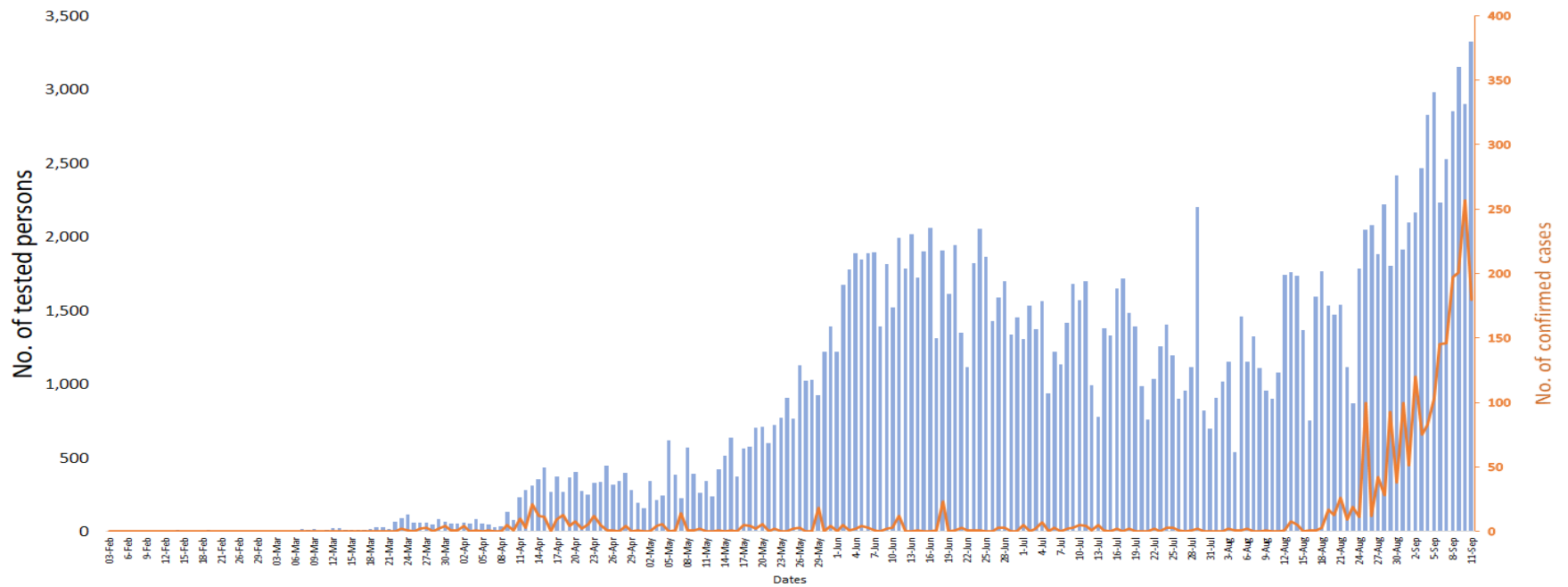
No. of Facility Quarantine sites and Quarantined people on 11.9.2020

No.	State/Region	PUI	No.	State/Region	No. of facilities	Total no. of quarantine
1	Yangon	4881	1	Yangon	86	6211
2	Mandalay	1732	2	Ayeyarwaddy	548	3102
3	Kayin	410	3	Mandalay	306	3020
4	Mon	371	4	Rakhine	458	2844
5	Magway	281	5	Mon	240	2807
6	Shan (N)	278	6	Bago	225	2800
7	Bago	205	7	Magway	337	2706
8	Rakhine	164	8	Sagaing	375	2424
9	Ayeyarwaddy	136	9	Kayin	366	2335
10	Shan (E)	134	10	Tanintharyi	189	1907
11	Shan (S)	119	11	Kachin	163	1261
12	Sagaing	96	12	Naypyitaw	9	1242
13	Thanintharyi	92	13	Shan South	78	1169
14	Kayah	84	14	Shan North	299	299
15	Naypyitaw	69	15	Chin	22	208
16	Kachin	47	16	Shan East	7	131
17	Chin	37	17	Kayah	18	74
Total		9,136	Total		3,726	34,540

*Facility quarantine rule changed from 21 days to 14 days on 11-9-2020 while 7 days home quarantine rule remain unchanged.

- First two confirmed cases were detected on 23 March 2020.
- Local transmission are increased during April and May 2020 due to big religious cluster in Yangon.
- After religious cluster, imported cases were mainly detected due to returnees from other countries.
- In August, local transmission were dramatically raised in Rakhine State firstly and other big clusters were detected in –
 - Mandalay- Myingyan cluster
 - Yangon – Thingangyun cluster.

COVID-19 confirmed cases among tested by date (as of 11.9.2020)

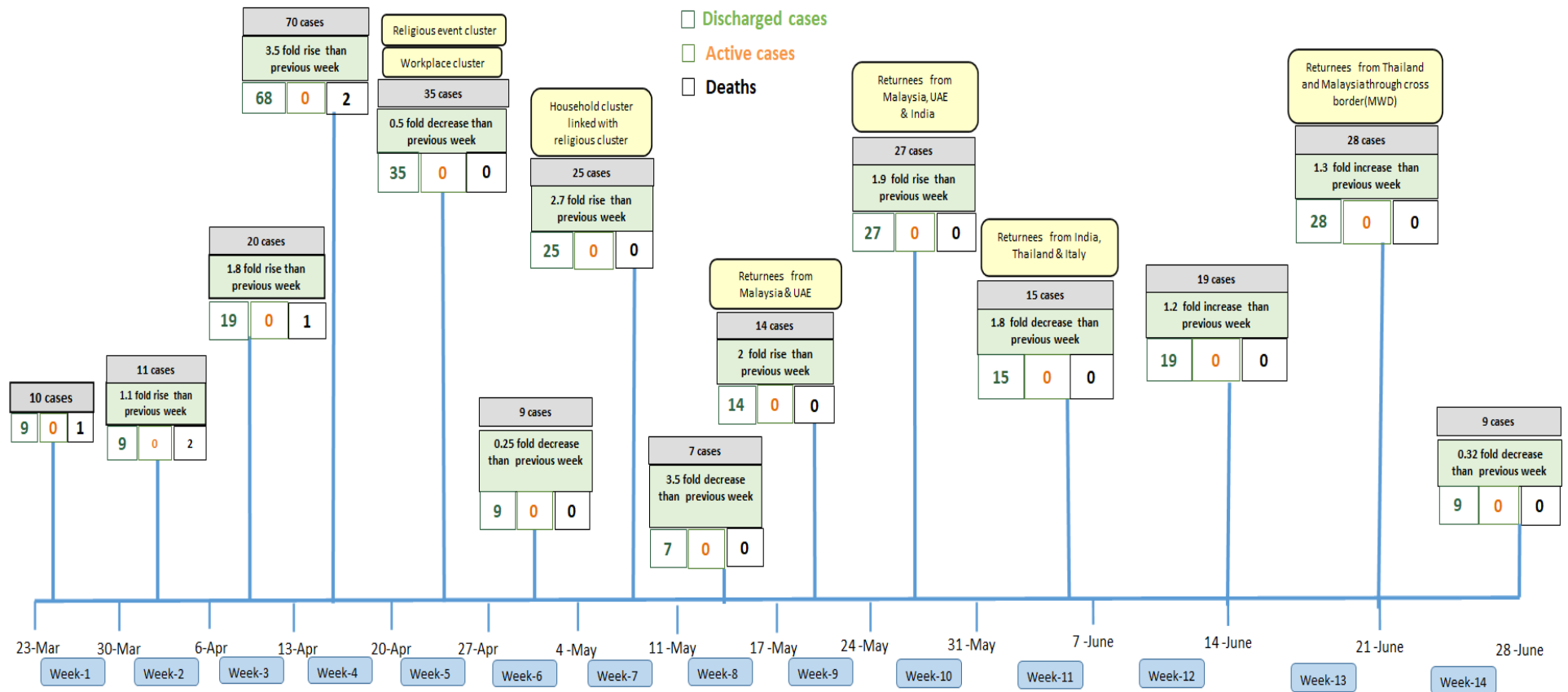


Total tested persons - 191,696

Total confirmed cases - 2,445

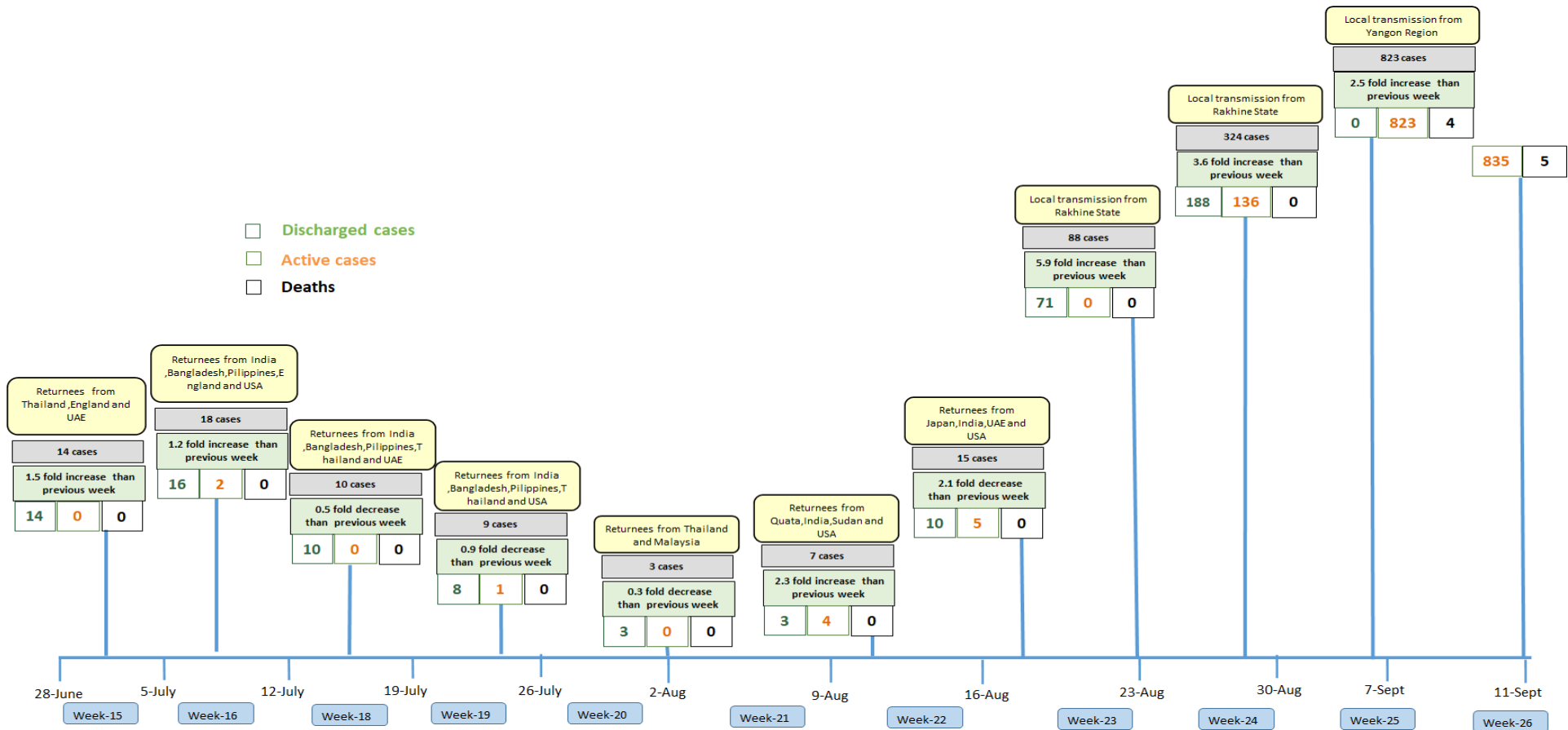
■ Tested person — Confirmed case

Summary of new confirmed cases detection after first two cases (as of 11.9.2020)



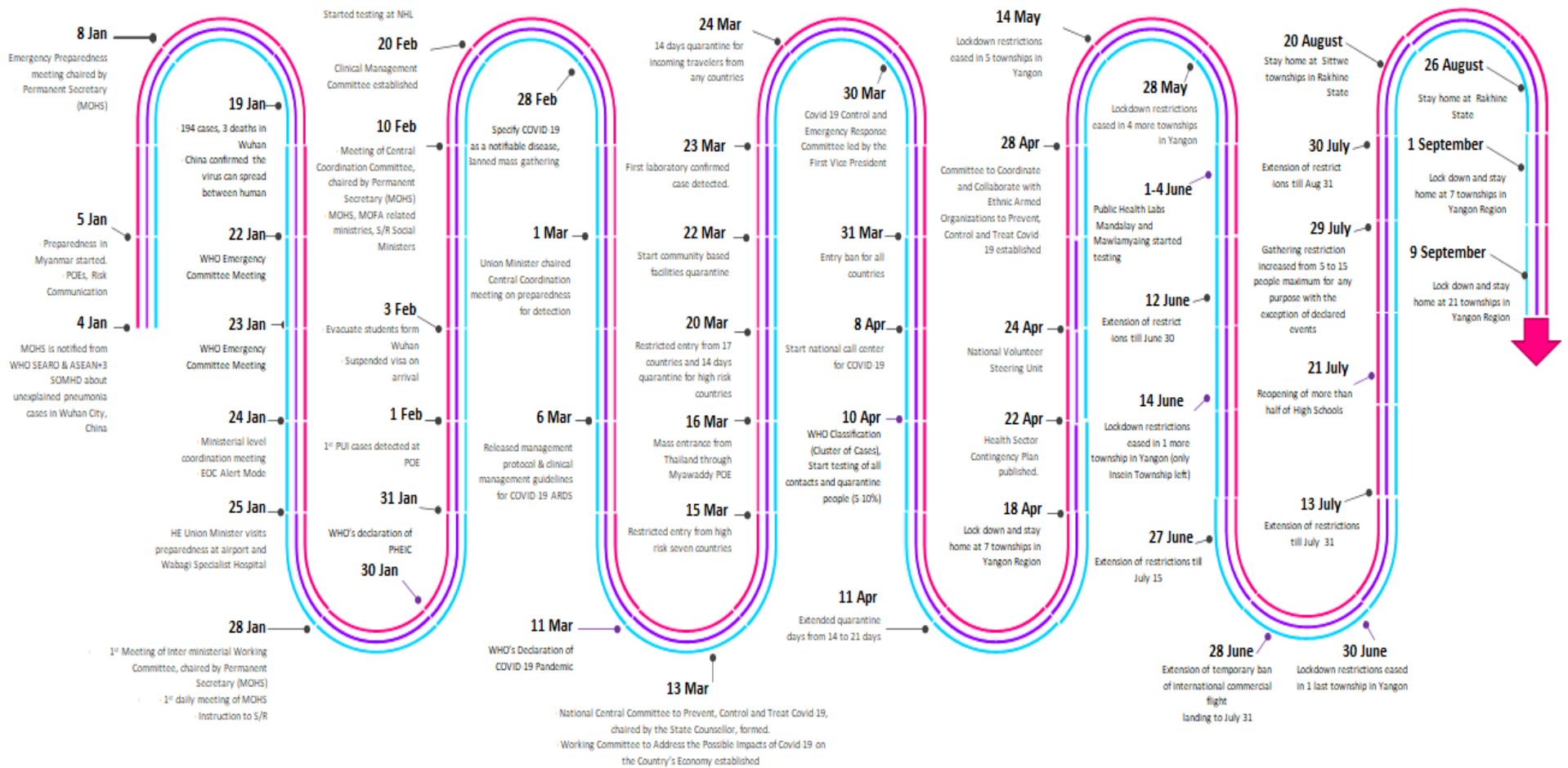
- Confirmed cases were detected as a peak in the 4th week after first confirmed cases due to the religious event cluster.
- Confirmed cases were decreased but still raised than the first 3 weeks due to the religious event cluster and workplace cluster.
- There were an increased in numbers of cases in the 7th week after the first two cases due to the household cluster linked with a religious cluster.
- Confirmed cases were detected by a nearly two-fold rise in the 9th and 10th weeks after the first two cases because of returnees coming back by relief flights.

Summary of new confirmed cases detection after first two cases (as of 11.9.2020)



- Confirmed cases were detected as a peak in the 4th week after first confirmed cases due to the religious event cluster.
- Confirmed cases were decreased but still raised than the first 3 weeks due to the religious event cluster and workplace cluster.
- There were an increased in numbers of cases in the 7th week after the first two cases due to the household cluster linked with a religious cluster.
- Confirmed cases were detected by a nearly two-fold rise in the 9th and 10th weeks after the first two cases because of returnees coming back by relief flights.

Timeline of Preparedness and Response to COVID-19 in Myanmar (as of 11.9.2020)



Hotline Number — 0673 420 268

Data source - CEU, DMS, NHL, PHL (MDY and MLM), DMR, DSGH, State and Region Health Departments