



Ministry of Health and Sports (Myanmar)

Department of Public Health

Central Epidemiology Unit

(22 October 2020)

Situation Report -198

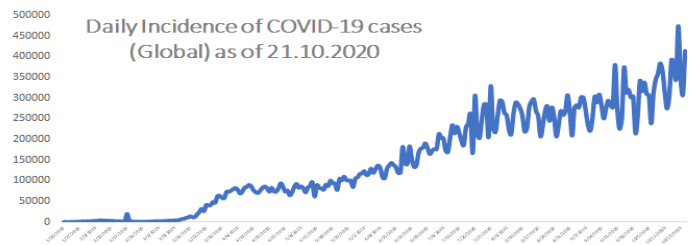
Coronavirus Disease 2019 (COVID-19)

WHO Coronavirus Disease (COVID-19) Dashboard data as of 5:47 PM CEST 21 October 2020

Confirmed cases
40,655,438

Deaths
1,121,843

Case Fatality Rate
2.8%



Myanmar Situation

Data as reported by States and Regions by 21 October 2020

Total Tested-506,842

39,696

Confirmed Cases

467,146

Negative

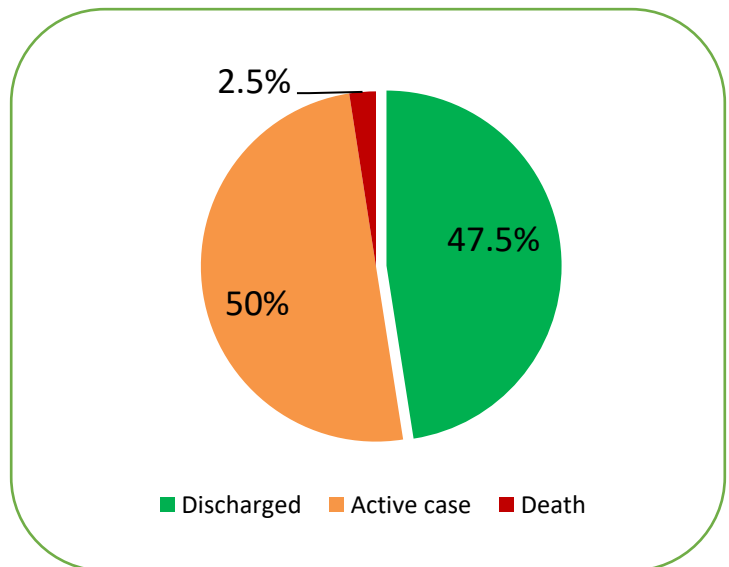
18,865

Discharged

972

Death

Current Situation of Confirmed cases (23.3.2020-21.10.2020), n=39,696



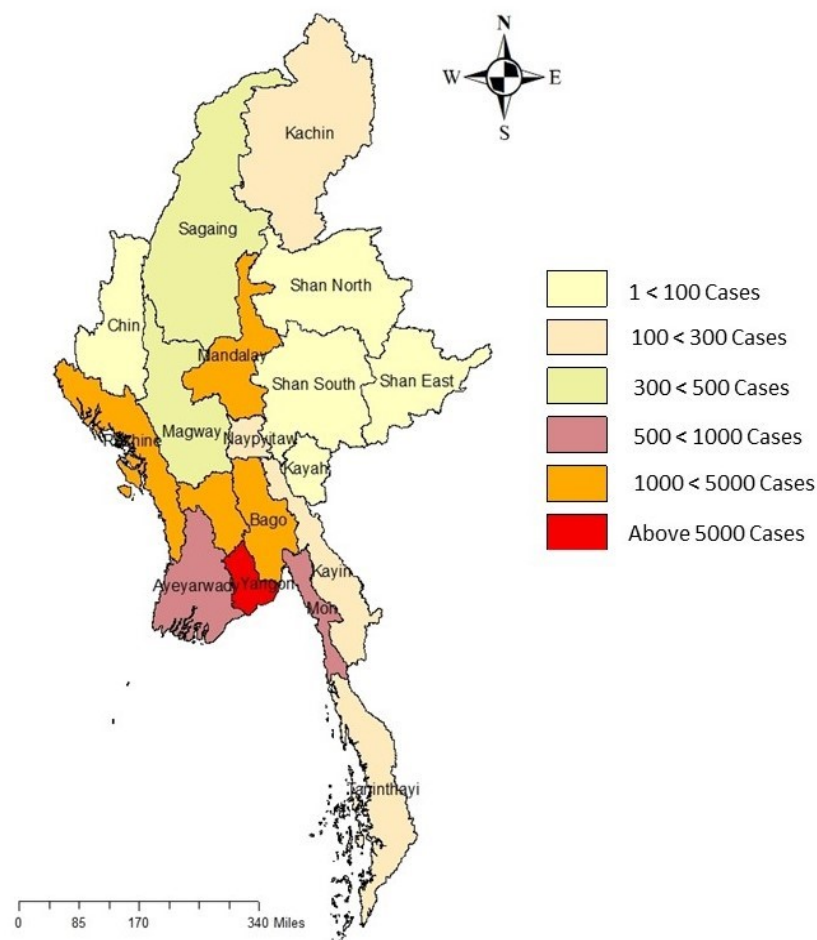
COVID-19 confirmed cases by two phases (23.3.2020 – 21-10-2020), n=39,696

Date	Local transmission		Imported		Total cases	Total Death
	No. of cases	Death	No. of case	Death		
(23.3.2020-15.8.2020)	161	5	213	1	374	6
(16.8.2020-21.10.2020)	39176	966	146	-	39322	966
Total	39337	971	359	1	39696	972

COVID-19 confirmed cases and death by State/Region (23.3.2020 – 21-10-2020), n=39,696

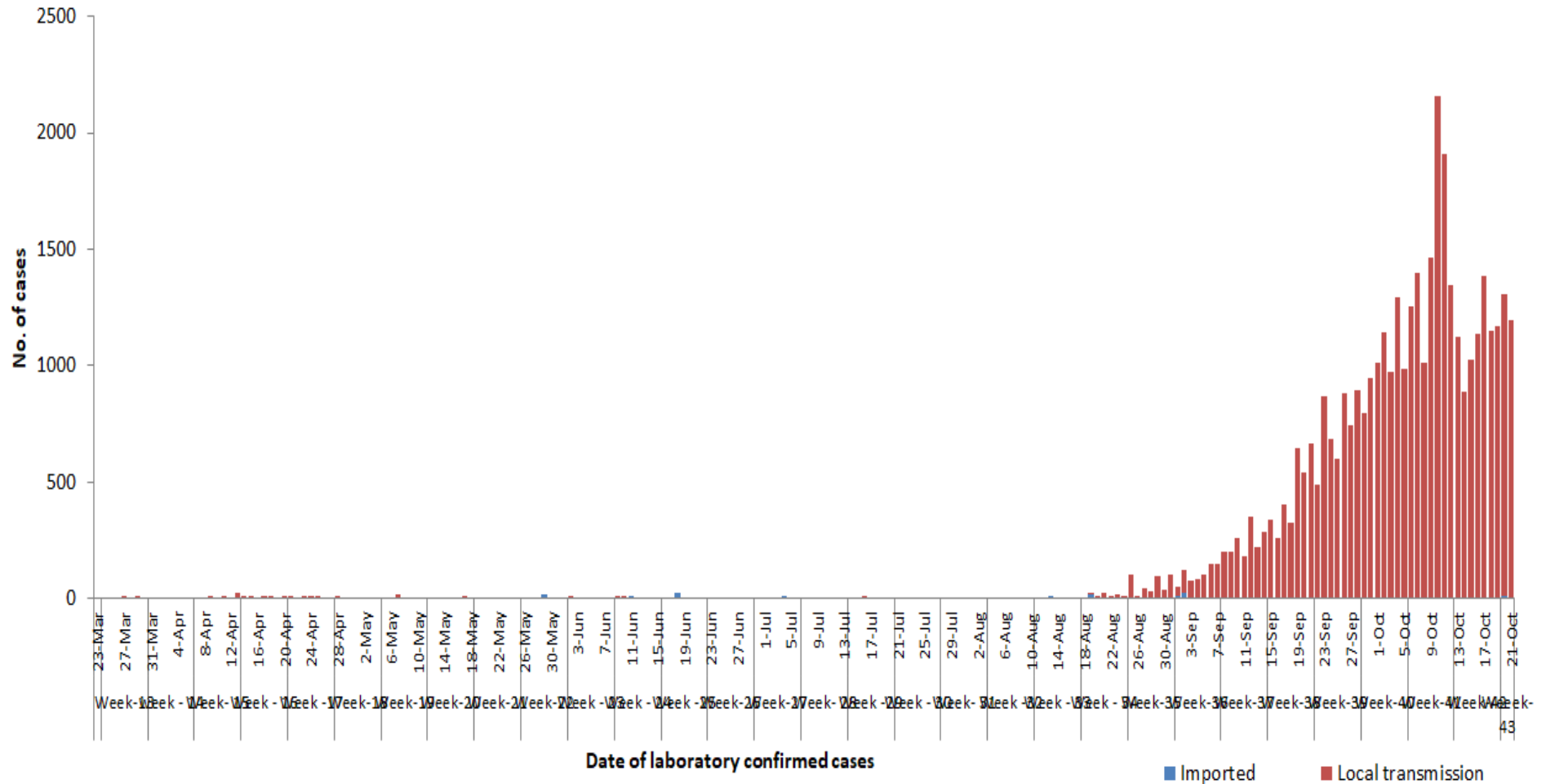
No	State/Region	COVID –19 Confirmed case	New confirmed cases within 24 hours	Deaths
1	Yangon	31,137	884	932
2	Rakhine	2,625	25	12
3	Bago	1,773	131	3
4	Mandalay	1,298	85	2
5	Ayeyarwaddy	753	24	5
6	Mon	562	9	8
7	Magway	385	7	1
8	Sagaing	300	8	-
9	Naypyitaw	261	-	3
10	Kayin	160	2	3
11	Thanintharyi	152	1	1
12	Kachin	126	2	-
13	Shan (South)	65	9	1
14	Chin	63	-	1
15	Shan (North)	25	7	-
16	Shan (East)	10	-	-
17	Kayah	1	-	-
Total		39,696	1,194	972

Map showing COVID-19 laboratory confirmed cases

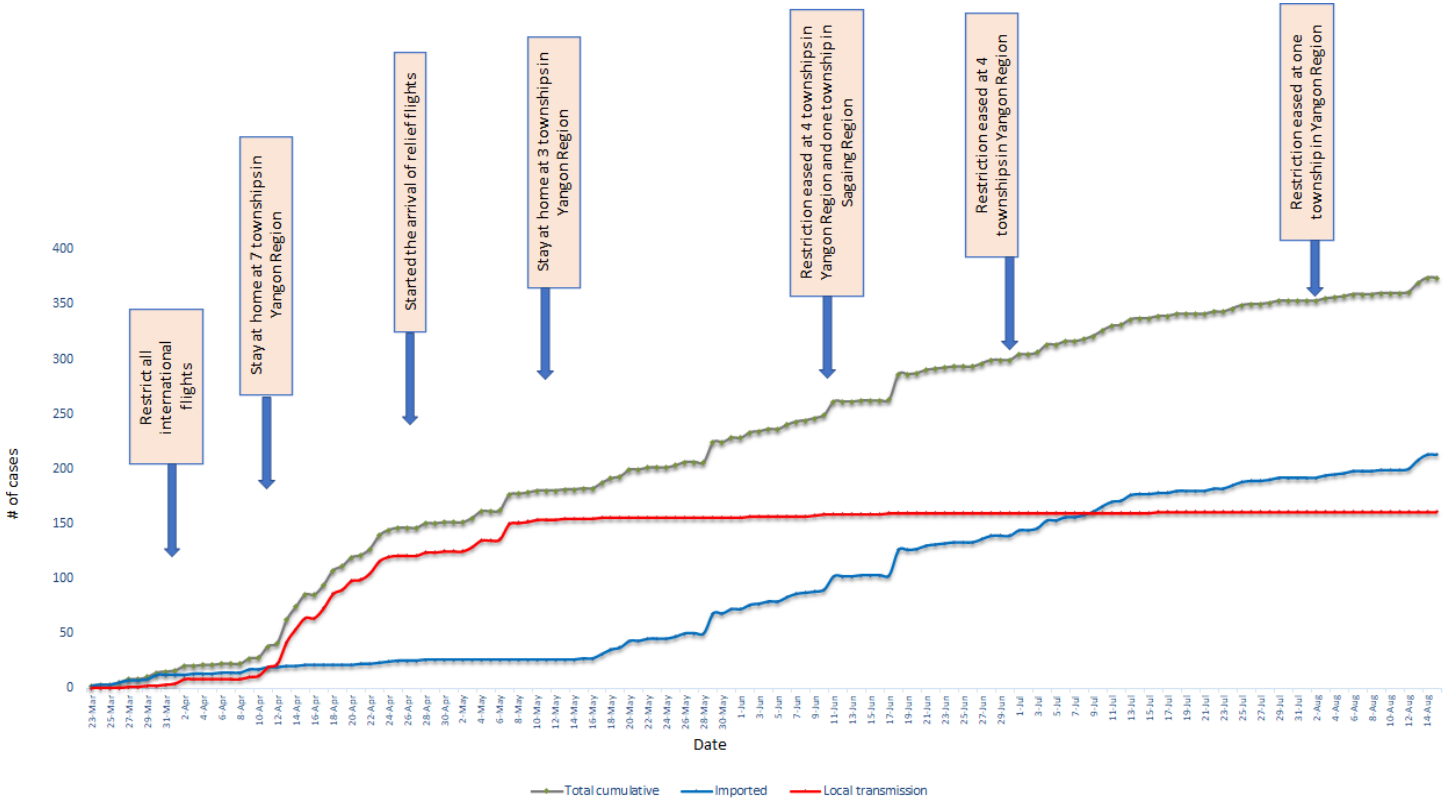


*No. of new cases by State and Region are counted according to epidemiology situation

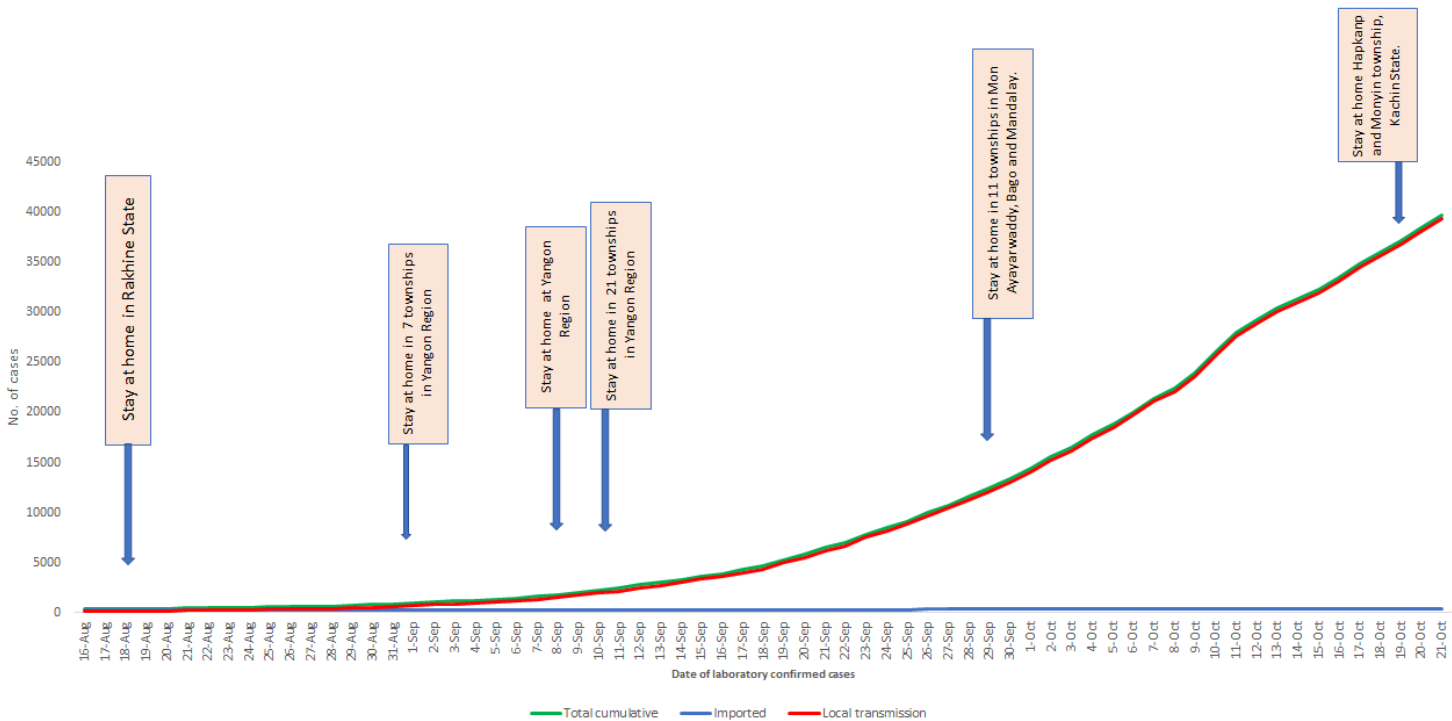
COVID-19 confirmed cases by types of transmissions (as of 21.10.2020) n=39,696



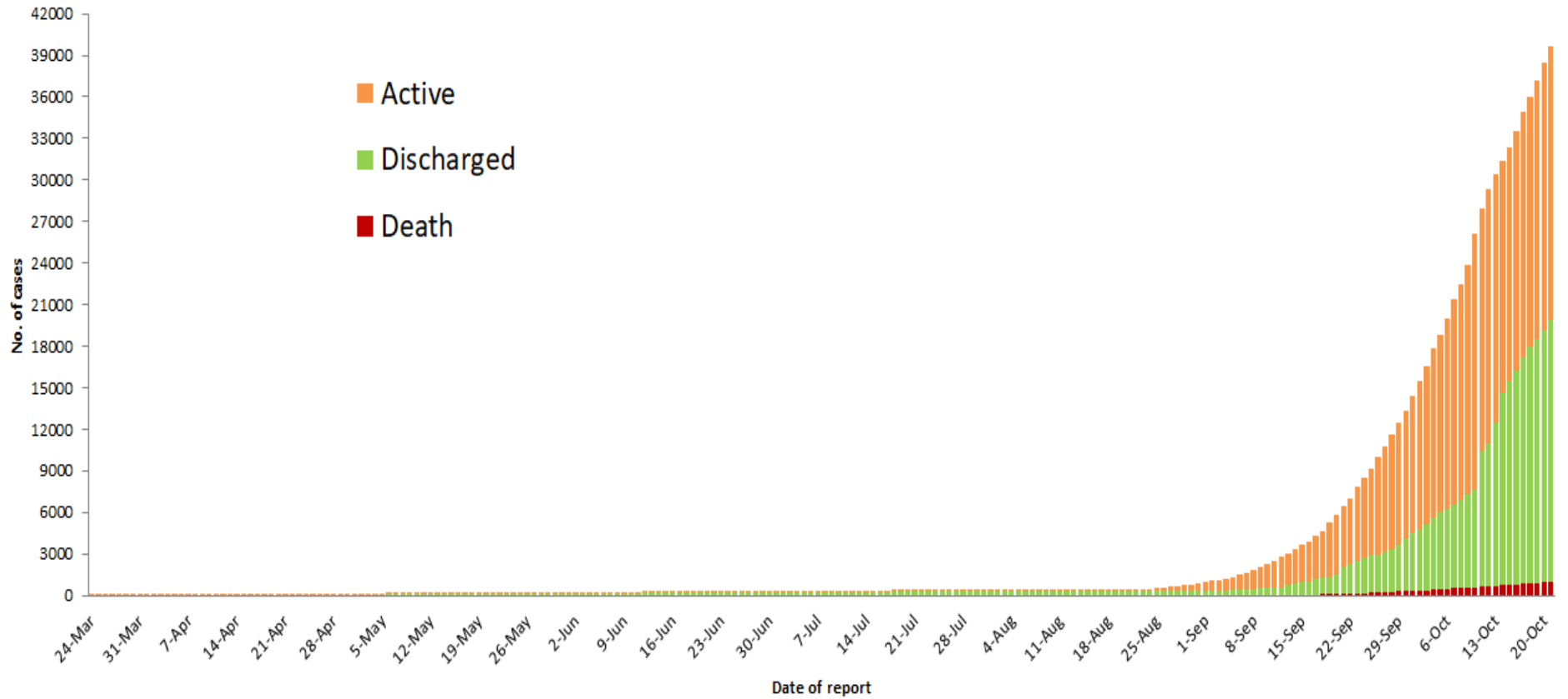
Total cumulative number of cases, imported and local transmission cases by date (23.3.2020- 15.8.2020), n= 374



Total cumulative number of cases, imported and local transmission cases by date (16.8.2020- 21.10.2020)



Cumulative Number of active confirmed cases, discharged and deaths (23.3.2020 – 21.10.2020), n (cumulative)=39,696



* Discharged criteria for COVID-19 patients was changed on 10.10.2020

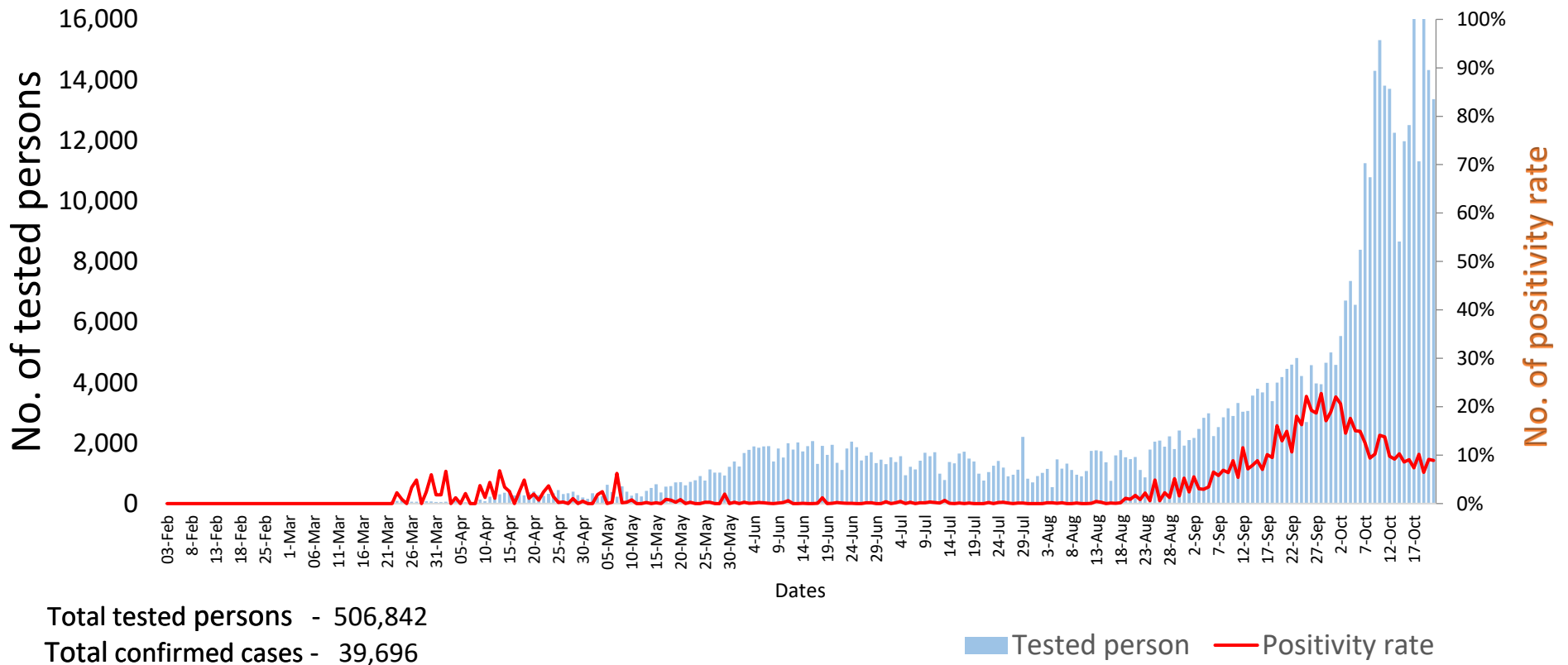
Summary of current situation		
Type	New (20.10.2020-21.10.2020)	Total (on 21.10.2020)
Suspected and Person Under Investigation (PUI)	565	1,821
Hospital Quarantine	34	279
Facility Quarantine	3,854	61,908

Person under Investigation (PUI) by State/Region hospitals (31.1.2020 – 21.10.2020) n= 26,851	No. of Facility Quarantine sites and Quarantined people on 21.10.2020
---	---

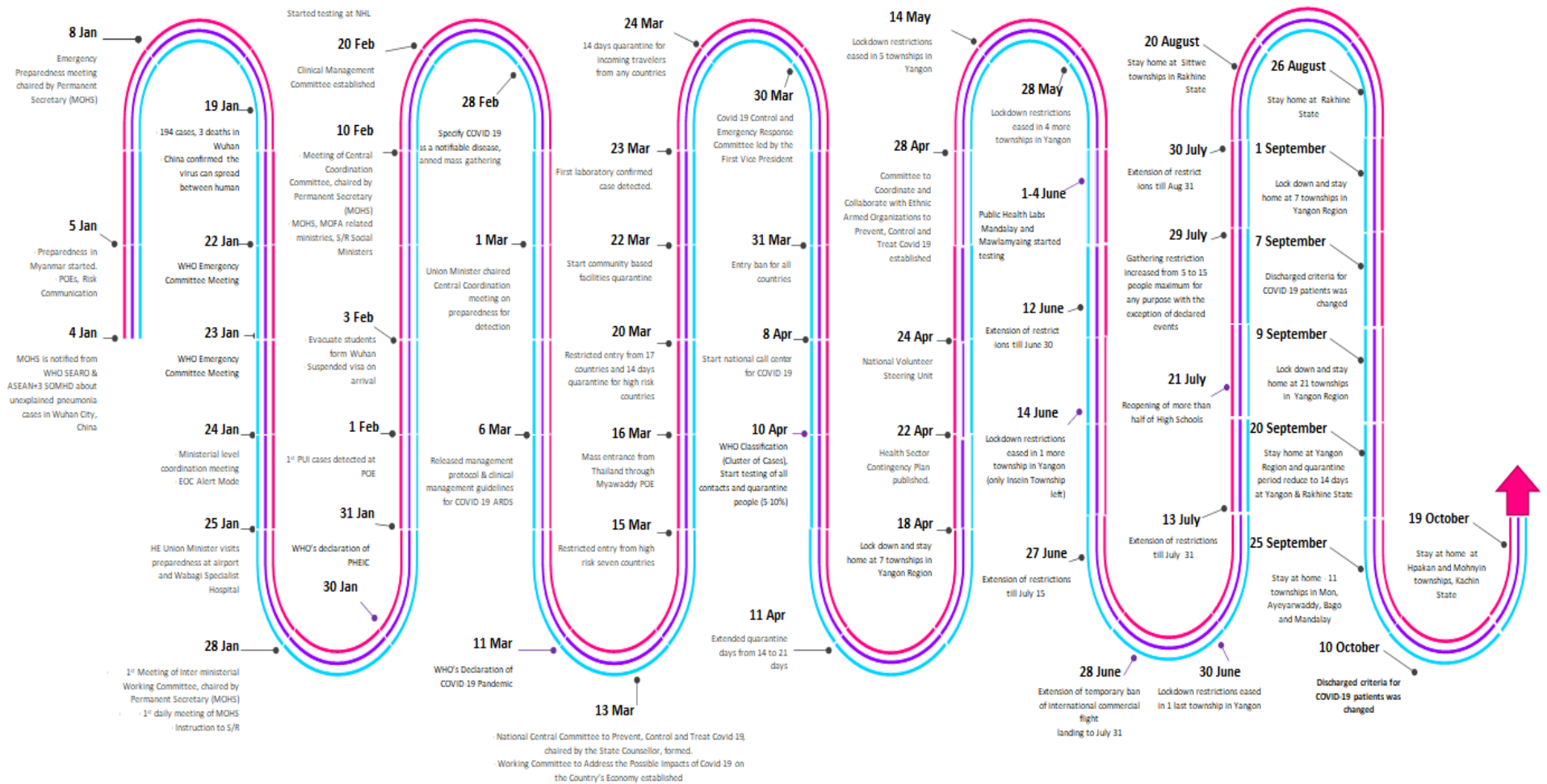
No.	State/Region	PUI	No.	State/Region	No. of facilities	Total no. of quarantine
1	Yangon	18,231	1	Ayeyarwaddy	1162	13,252
2	Mandalay	3,474	2	Yangon	338	12,982
3	Mon	909	3	Bago	1,098	10,599
4	Kayin	603	4	Magway	599	4,409
5	Rakhine	578	5	Sagaing	835	3,821
6	Magway	527	6	Mandalay	451	3,360
7	Ayeyarwaddy	495	7	Kachin	289	2,734
8	Bago	476	8	Kayin	229	1,939
9	Shan(N)	391	9	Tanintharyi	153	1,492
10	Thanintharyi	238	10	Rakhine	273	1,477
11	Sagaing	176	11	Mon	35	1,335
12	Shan (E)	166	12	Naypyitaw	10	1,266
13	Naypyitaw	159	13	Shan South	145	1,169
14	Shan(S)	158	14	Shan North	408	864
15	Kachin	107	15	Shan East	22	568
16	Kayah	94	16	Kayah	12	396
17	Chin	69	17	Chin	28	245
Total		26,851	Total		6,087	61,908

*Facility quarantine rule changed from 21 days to 14 days on 11-9-2020 while 7 days home quarantine rule remain unchanged.

COVID-19 positivity rate by date (as of 21.10.2020)



Timeline of Preparedness and Response to COVID-19 in Myanmar (as of 21.10.2020)



Hotline Number — 0673 420 268

Data source - CEU, DMS, NHL, PHL (MDY and MLM), DMR, DSGH, State and Region Health Departments