



# Ministry of Health and Sports (Myanmar)

## Department of Public Health

### Central Epidemiology Unit

(13 October 2020)

Situation Report -189

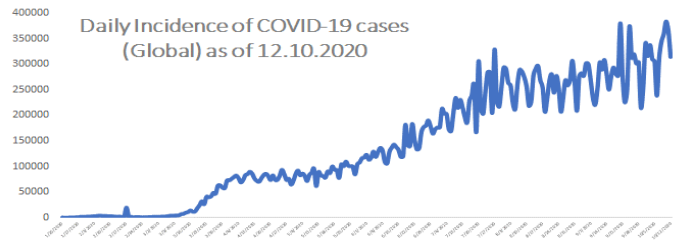
## Coronavirus Disease 2019 (COVID-19)

WHO Coronavirus Disease (COVID-19) Dashboard data as of 3:29 PM CEST 12 October 2020

**Confirmed cases**  
**37,423,660**

**Deaths**  
**1,074,817**

**Case Fatality Rate**  
**2.9%**



### Myanmar Situation

Data as reported by States and Regions by 12 October 2020

Total Tested-385,606

**29,314**

Confirmed Cases

**356,292**

Negative

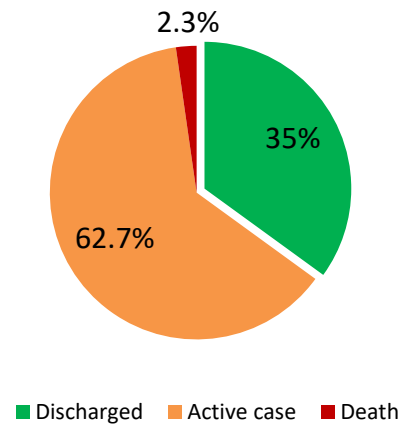
**10,260**

Discharged

**664**

Death

Current Situation of Confirmed cases (23.3.2020-12.10.2020), n=29,314



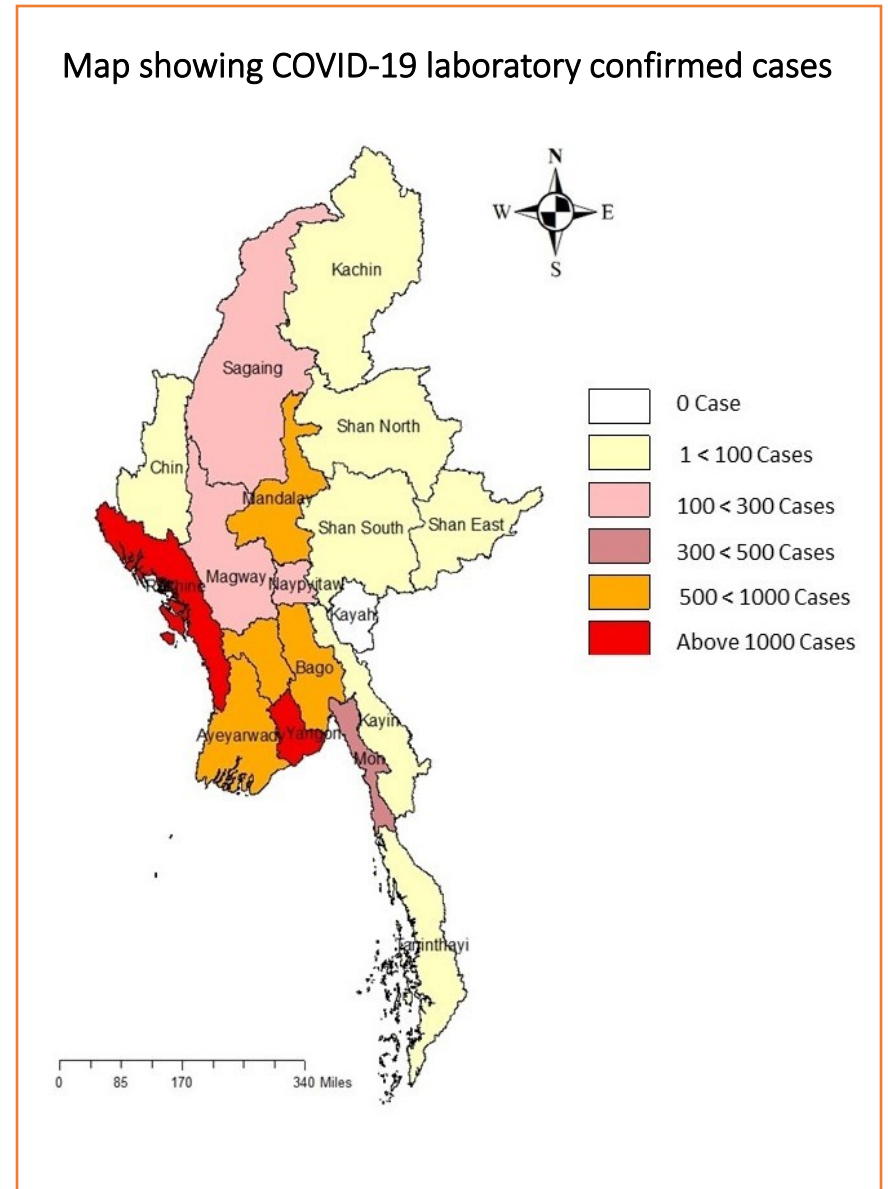
COVID-19 confirmed cases by two phases (23.3.2020 – 12-10-2020), n=29,314

Date	Local transmission		Imported		Total cases	Total Death
	No. of cases	Death	No. of case	Death		
(23.3.2020-15.8.2020)	161	5	213	1	374	6
(16.8.2020-12.10.2020)	28819	658	121	-	28940	658
<b>Total</b>	<b>28980</b>	<b>663</b>	<b>334</b>	<b>1</b>	<b>29314</b>	<b>664</b>

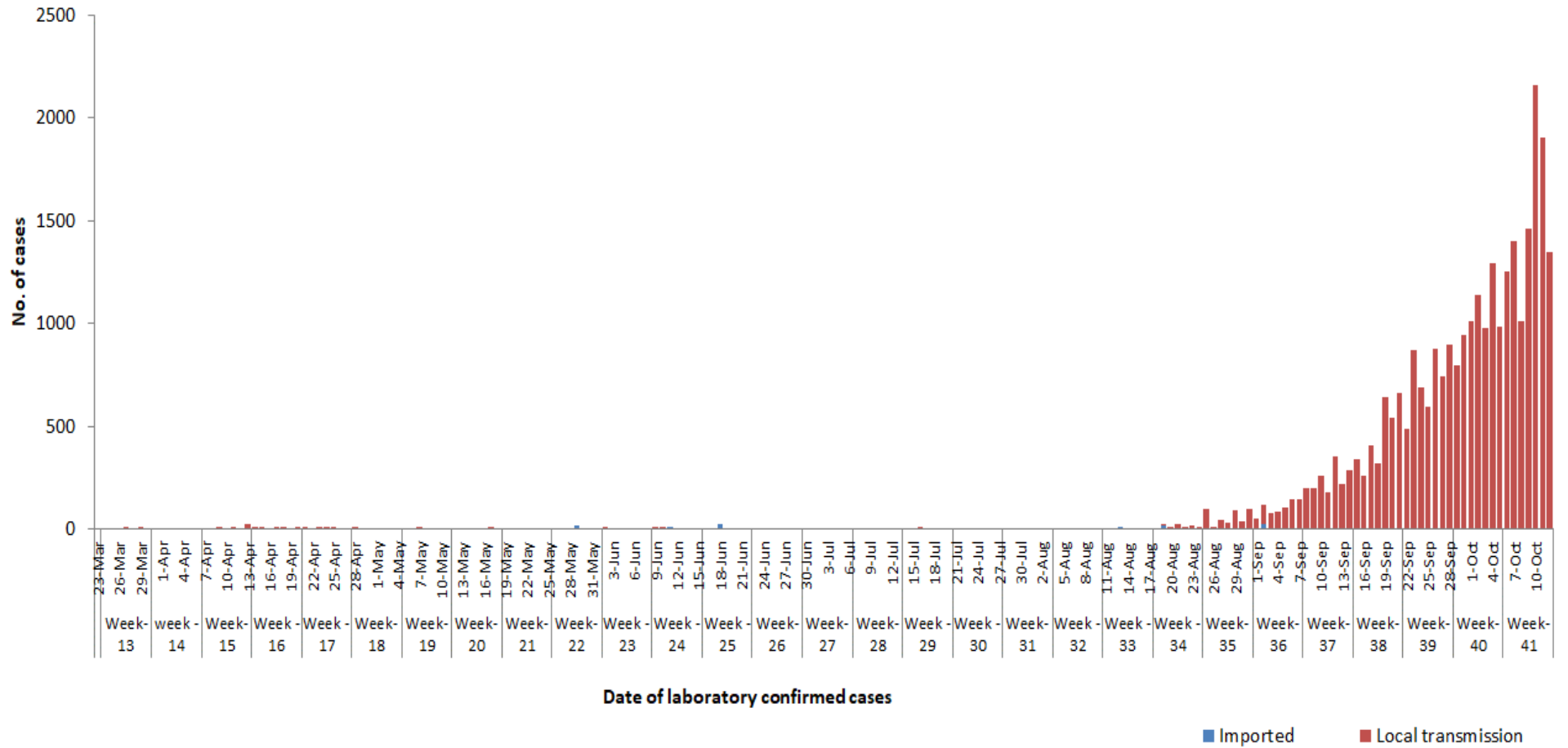
COVID-19 confirmed cases and death by State/Region (23.3.2020 – 12-10-2020), n=29,314

No	State/Region	COVID –19 Confirmed case	New confirmed cases within 24 hours	Deaths
1	Yangon	23,404	1,014	635
2	Rakhine	2,292	136	8
3	Bago	846	29	3
4	Mandalay	765	44	2
5	Ayeyarwaddy	572	40	1
6	Mon	404	5	7
7	Sagaing	228	15	-
8	Magway	214	41	1
9	Naypyitaw	211	1	3
10	Thanintharyi	98	4	1
11	Kayin	86	3	1
12	Kachin	80	9	-
13	Shan (South)	50	-	1
14	Chin	50	2	1
15	Shan (North)	8	1	-
16	Shan (East)	6	-	-
17	Kayah	-	-	-
<b>Total</b>		<b>29,314</b>	<b>1,344</b>	<b>664</b>

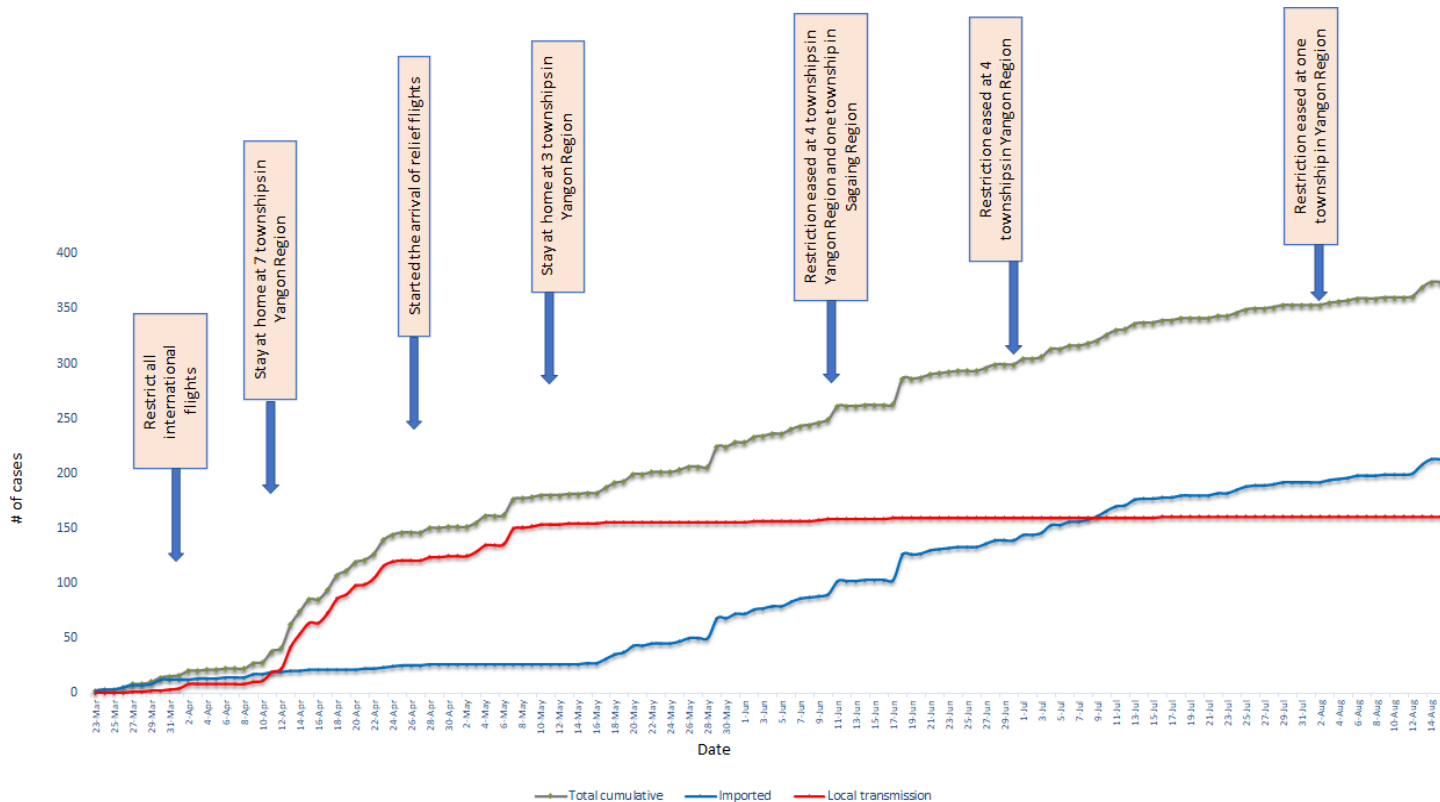
\*No. of new cases by State and Region are counted according to epidemiology situation



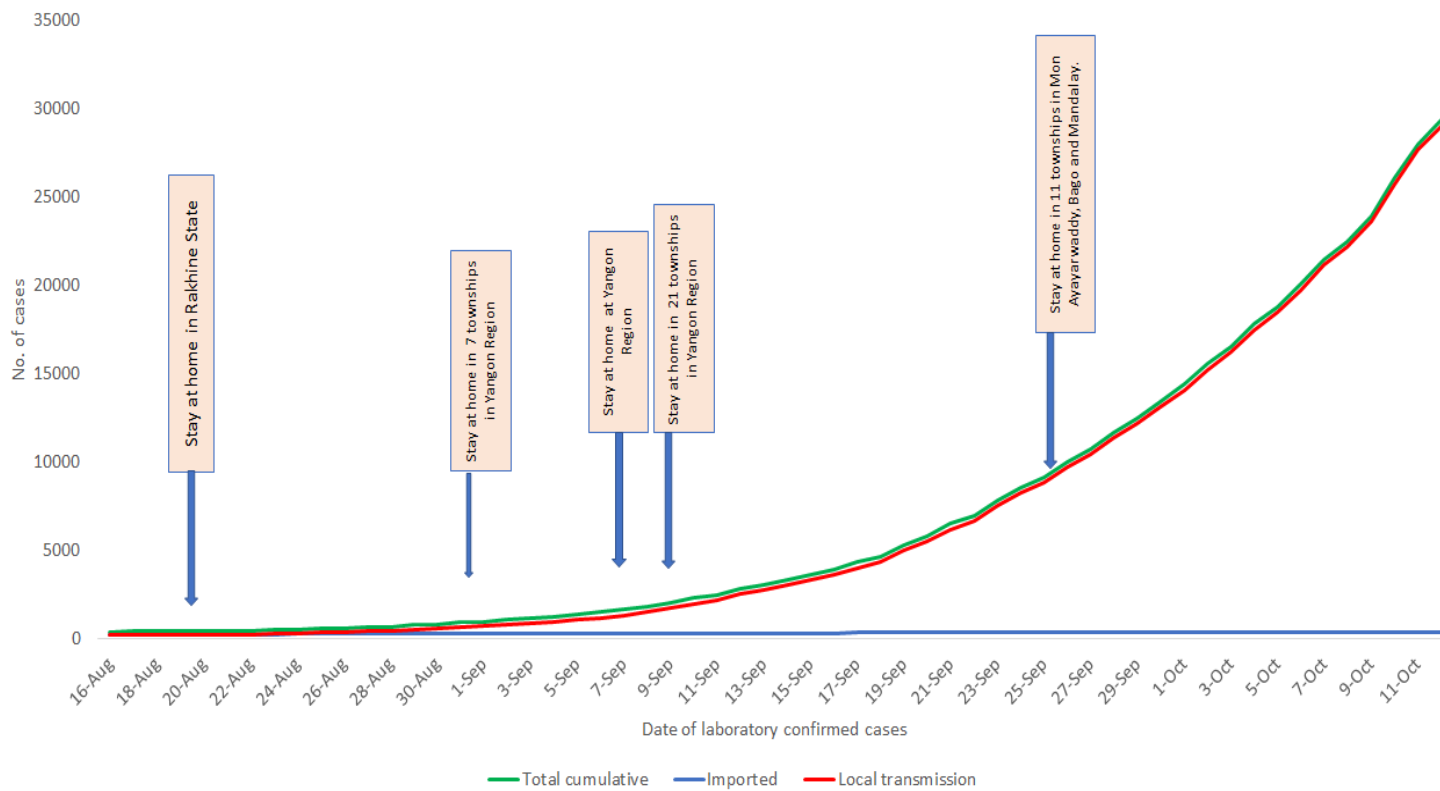
## COVID-19 confirmed cases by types of transmissions (as of 12.10.2020) n=29,314



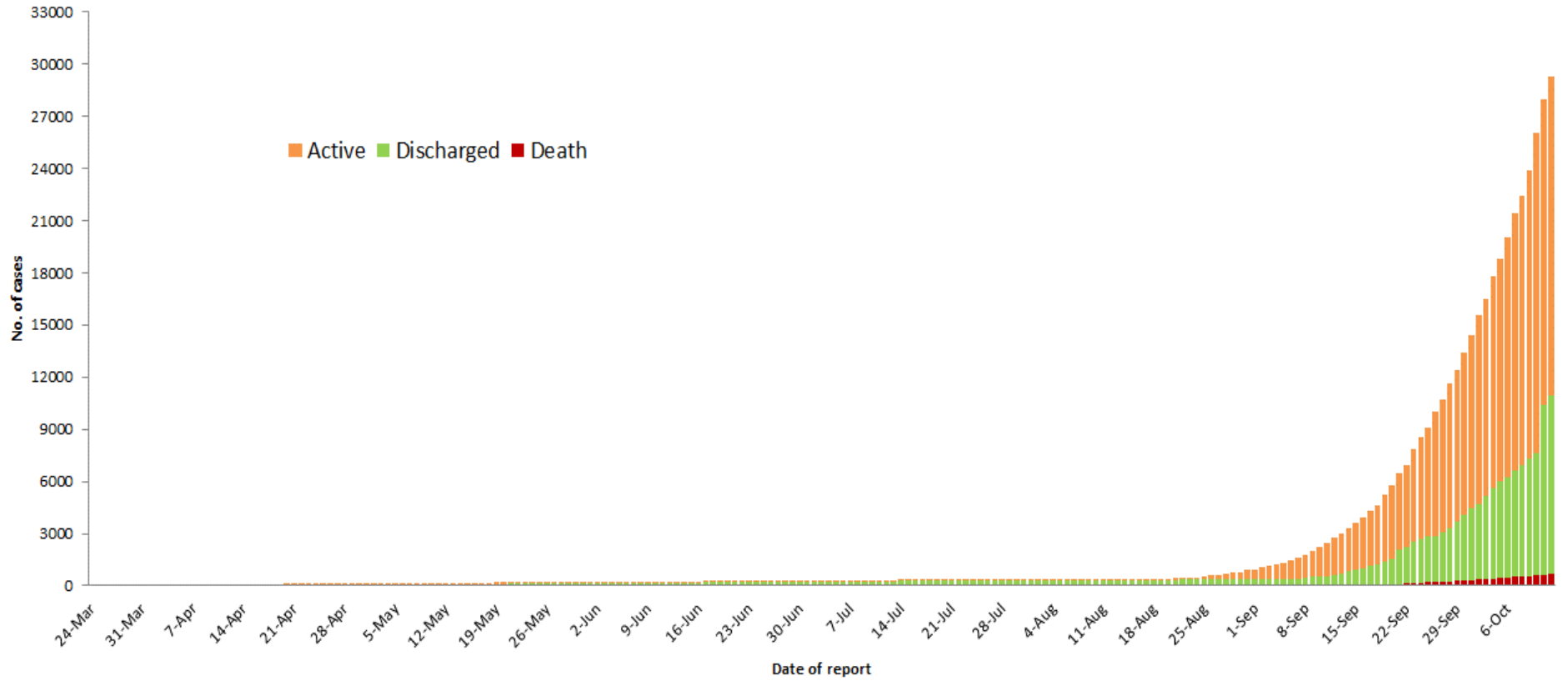
Total cumulative number of cases, imported and local transmission cases by date (23.3.2020- 15.8.2020), n= 374



Total cumulative number of cases, imported and local transmission cases by date (16.8.2020- 12.10.2020)



**Cumulative Number of active confirmed cases, discharged and deaths (23.3.2020 – 12.10.2020), n (cumulative)=29,314**



\* Discharged criteria for COVID-19 patients was changed on 10.10.2020

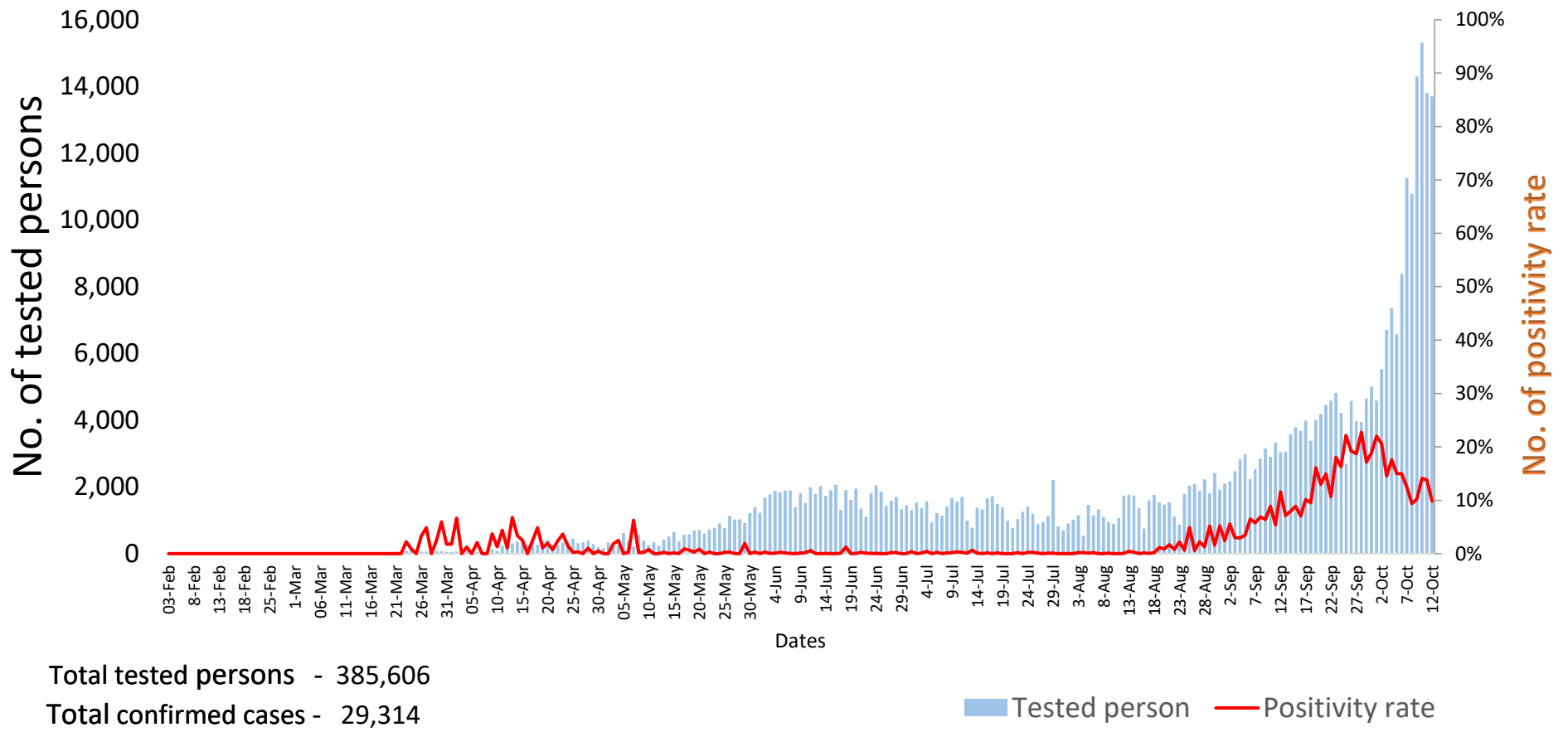
Summary of current situation		
Type	New (11.10.2020-12.10.2020)	Total (on 12.10.2020)
Suspected and Person Under Investigation (PUI)	443	2,212
Hospital Quarantine	36	427
Facility Quarantine	3,567	66,026

Person under Investigation (PUI) by State/Region hospitals (31.1.2020 – 12.10.2020) n= 22,243	No. of Facility Quarantine sites and Quarantined people on 12.10.2020
---	---

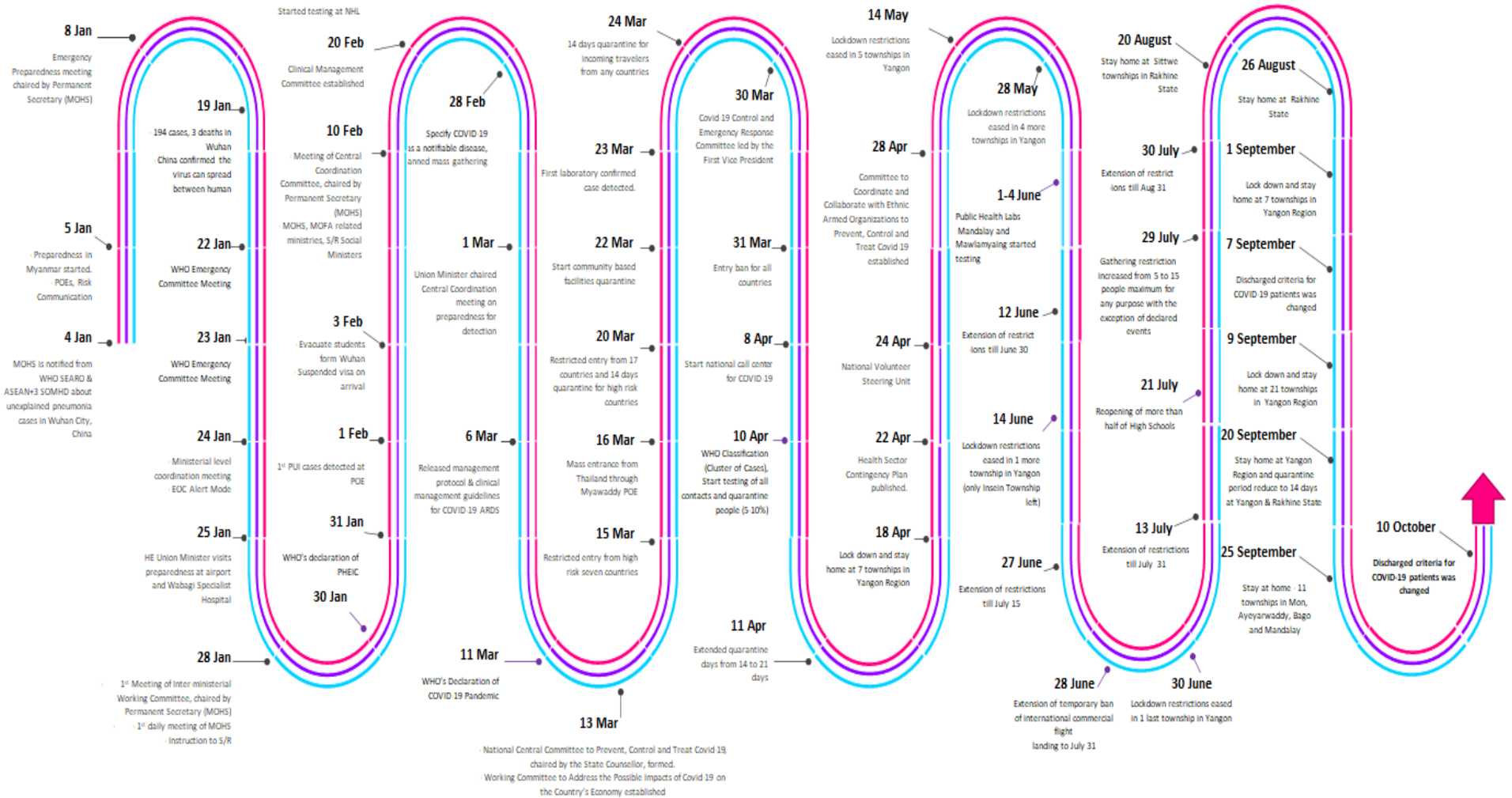
No.	State/Region	PUI	No.	State/Region	No. of facilities	Total no. of quarantine
1	Yangon	14793	1	Bago	1,041	8,877
2	Mandalay	2930	2	Ayeyarwaddy	899	6,621
3	Mon	796	3	Yangon	88	5,065
4	Kayin	541	4	Sagaing	670	4,136
5	Rakhine	488	5	Magway	633	4,033
6	Magway	466	6	Kachin	322	3,617
7	Ayeyarwaddy	416	7	Mandalay	427	3,162
8	Bago	411	8	Kayin	250	1,872
9	Shan(N)	373	9	Mon	59	1,730
10	Thanintharyi	178	10	Shan South	143	1,585
11	Sagaing	159	11	Rakhine	272	1,570
12	Shan(S)	156	12	Tanintharyi	153	1,393
13	Shan ( E)	156	13	Shan North	424	1,162
14	Naypyitaw	133	14	Naypyitaw	12	1013
15	Kachin	97	15	Shan East	19	434
16	Kayah	92	16	Chin	28	374
17	Chin	58	17	Kayah	12	329
<b>Total</b>		22,243	<b>Total</b>		5,452	46,973

\*Facility quarantine rule changed from 21 days to 14 days on 11-9-2020 while 7 days home quarantine rule remain unchanged.

## COVID-19 positivity rate by date (as of 12.10.2020)



# Timeline of Preparedness and Response to COVID-19 in Myanmar (as of 12.10.2020)



Hotline Number — 0673 420 268

Data source - CEU, DMS, NHL, PHL (MDY and MLM), DMR, DSGH, State and Region Health Departments