



# Ministry of Health and Sports (Myanmar)

## Department of Public Health

### Central Epidemiology Unit

(21 November 2020)

Situation Report -228

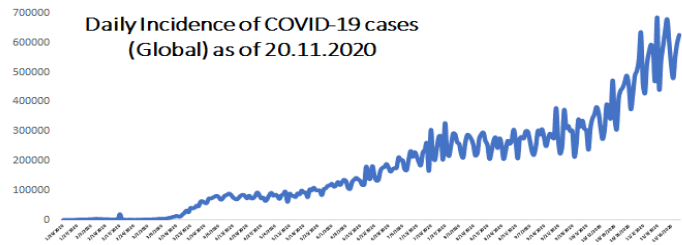
## Coronavirus Disease 2019 (COVID-19)

WHO Coronavirus Disease (COVID-19) Dashboard data as of 4:23 PM CEST 20 November 2020

**Confirmed cases**  
**56,556,089**

**Deaths**  
**1,354,742**

**Case Fatality Rate**  
**2.4%**



### Myanmar Situation

Data as reported by States and Regions by 20 November 2020

Total Tested-986,267

**76,414**

Confirmed Cases

**56,601**

Discharged

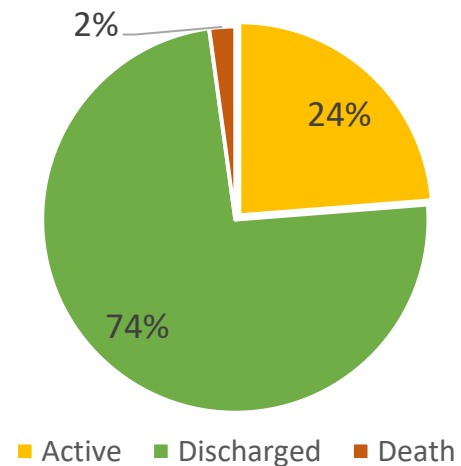
**909,853**

Negative

**1,695**

Death

Current Situation of Confirmed cases (23.3.2020-20.11.2020), n=76,414



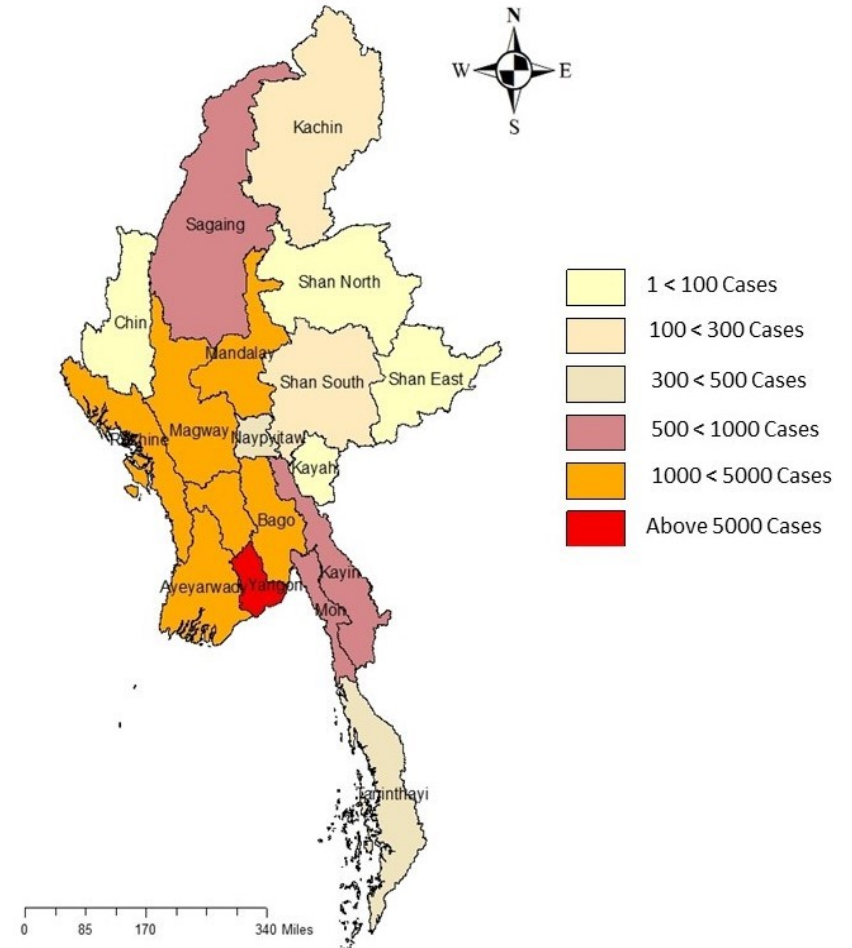
COVID-19 confirmed cases by two phases (23.3.2020 – 20-11-2020), n=76,414

Date	Local transmission		Imported		Total cases	Total Death
	No. of cases	Death	No. of case	Death		
(23.3.2020-15.8.2020)	161	5	213	1	374	6
(16.8.2020-20.11.2020)	75829	1689	211	-	76040	1689
<b>Total</b>	<b>75990</b>	<b>1694</b>	<b>424</b>	<b>1</b>	<b>76414</b>	<b>1695</b>

COVID-19 confirmed cases and death by State/Region (23.3.2020 – 20-11-2020), n=76,414

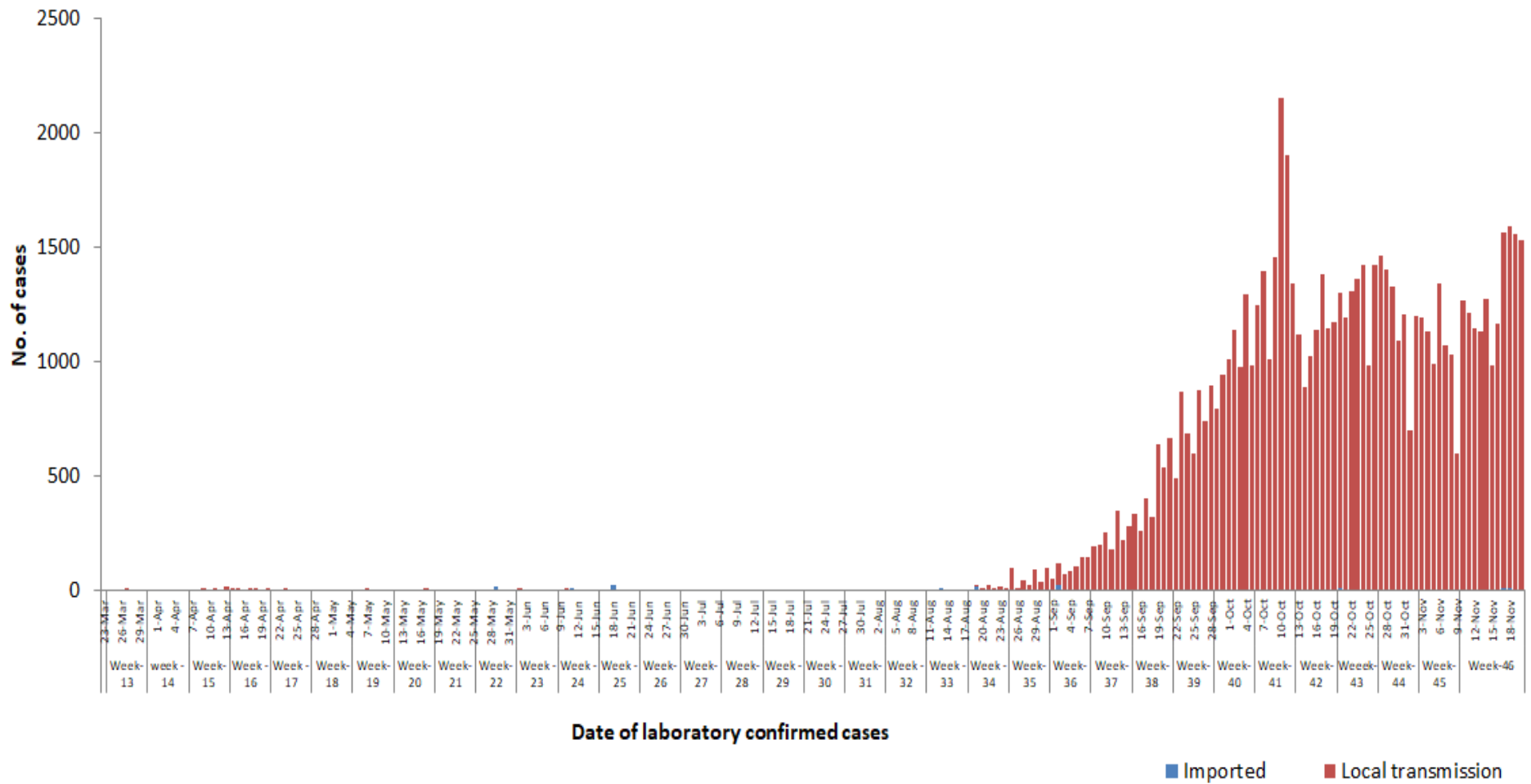
No	State/Region	COVID –19 Confirmed case	New confirmed cases within 24 hours	Deaths
1	Yangon	58,006	1,142	1,613
2	Bago	4,149	69	6
3	Mandalay	4,010	111	17
4	Rakhine	3,367	16	23
5	Ayeyarwaddy	2,287	77	10
6	Magway	1,218	37	1
7	Mon	984	24	11
8	Sagaing	686	25	1
9	Kayin	504	7	7
10	Naypyitaw	354	3	3
11	Thanintharyi	338	3	-
12	Shan (South)	173	14	1
13	Kachin	155	-	-
14	Chin	94	1	1
15	Shan (North)	62	2	1
16	Shan (East)	16	-	-
17	Kayah	11	1	-
<b>Total</b>		<b>76,414</b>	<b>1,532</b>	<b>1,695</b>

Map showing COVID-19 laboratory confirmed cases

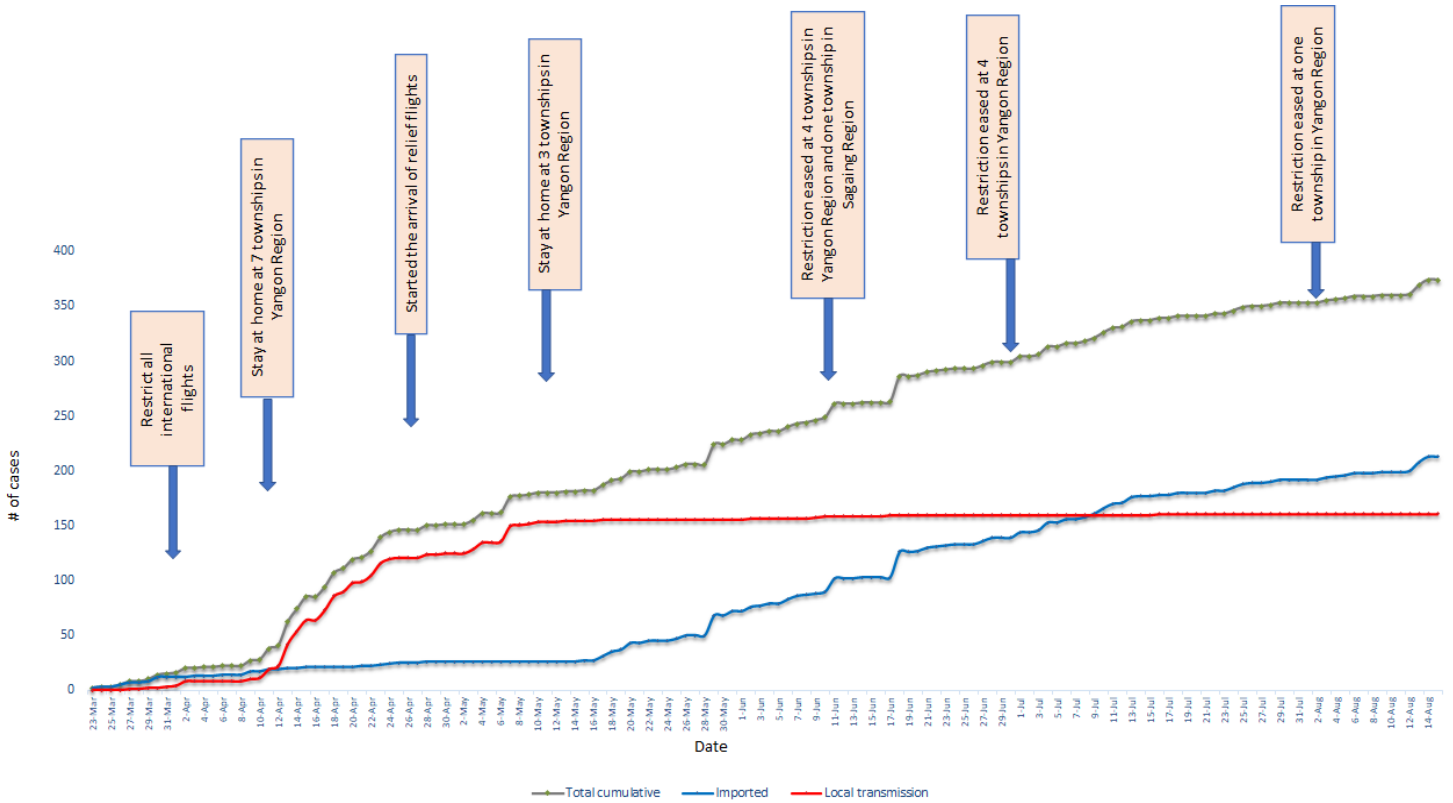


\*No. of new cases by State and Region are counted according to epidemiology situation

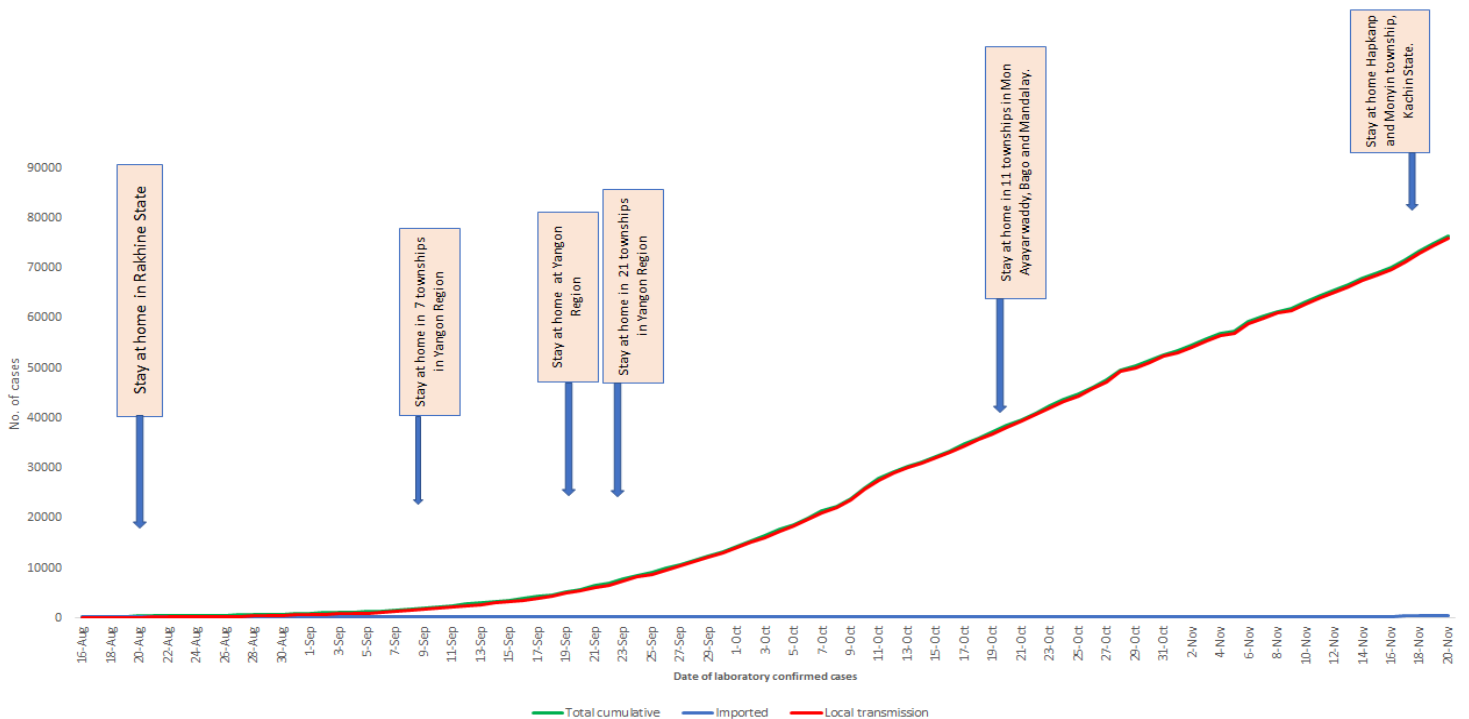
## COVID-19 confirmed cases by types of transmissions (as of 20.11.2020) n=76,414



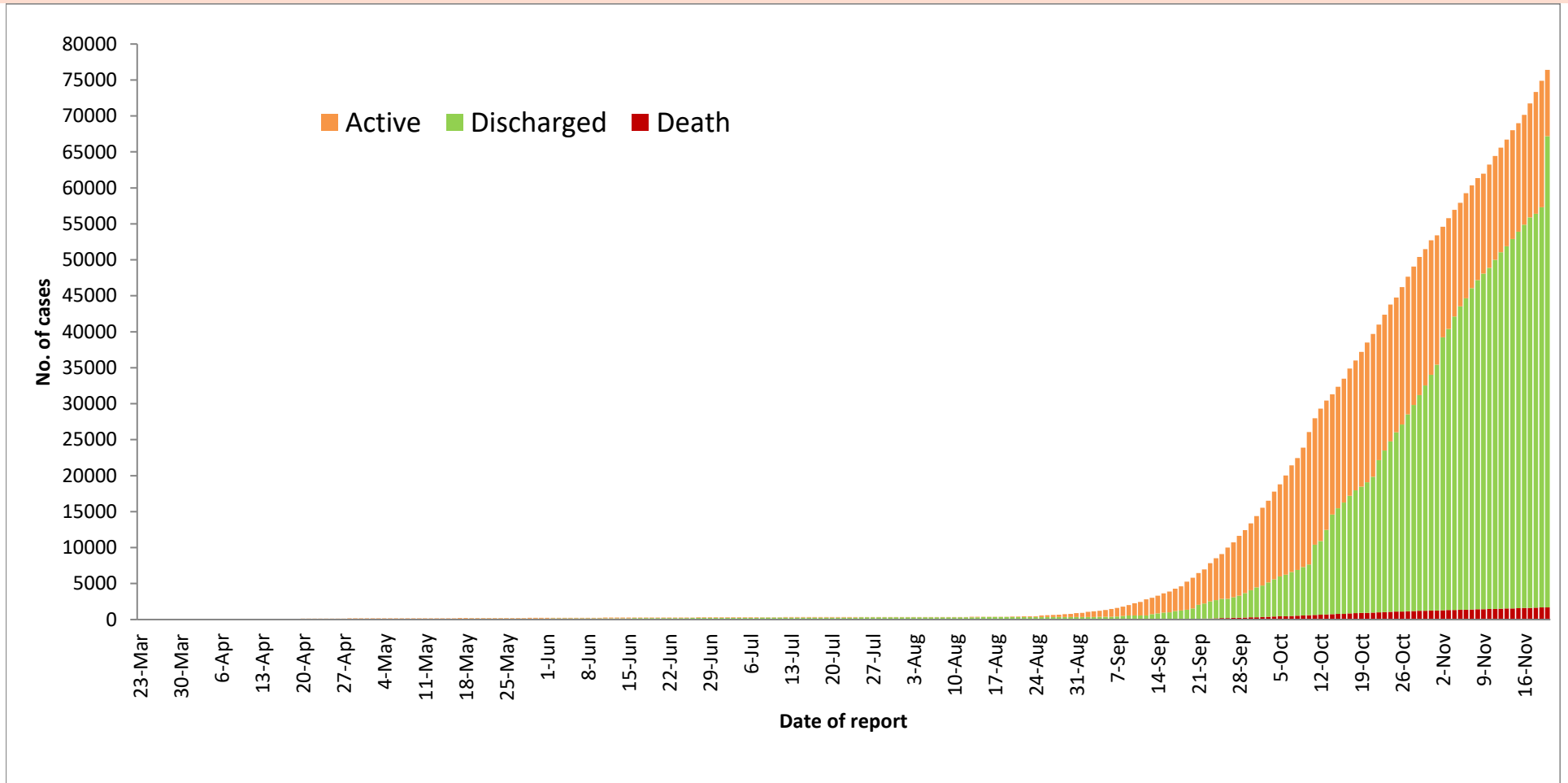
Total cumulative number of cases, imported and local transmission cases by date (23.3.2020- 15.8.2020), n= 374



Total cumulative number of cases, imported and local transmission cases by date (16.8.2020- 20.11.2020)



**Cumulative Number of active confirmed cases, discharged and deaths (23.3.2020 – 20.11.2020), n (cumulative)=76,414**



\* Discharged criteria for COVID-19 patients was changed on 10.10.2020

### Summary of current situation

Type	New (19.11.2020-20.11.2020)	Total (on 20.11.2020)
<b>Suspected and Person Under Investigation (PUI)</b>	<b>516</b>	<b>1,562</b>
<b>Hospital Quarantine</b>	<b>35</b>	<b>240</b>
<b>Facility Quarantine</b>	<b>4,577</b>	<b>60,507</b>

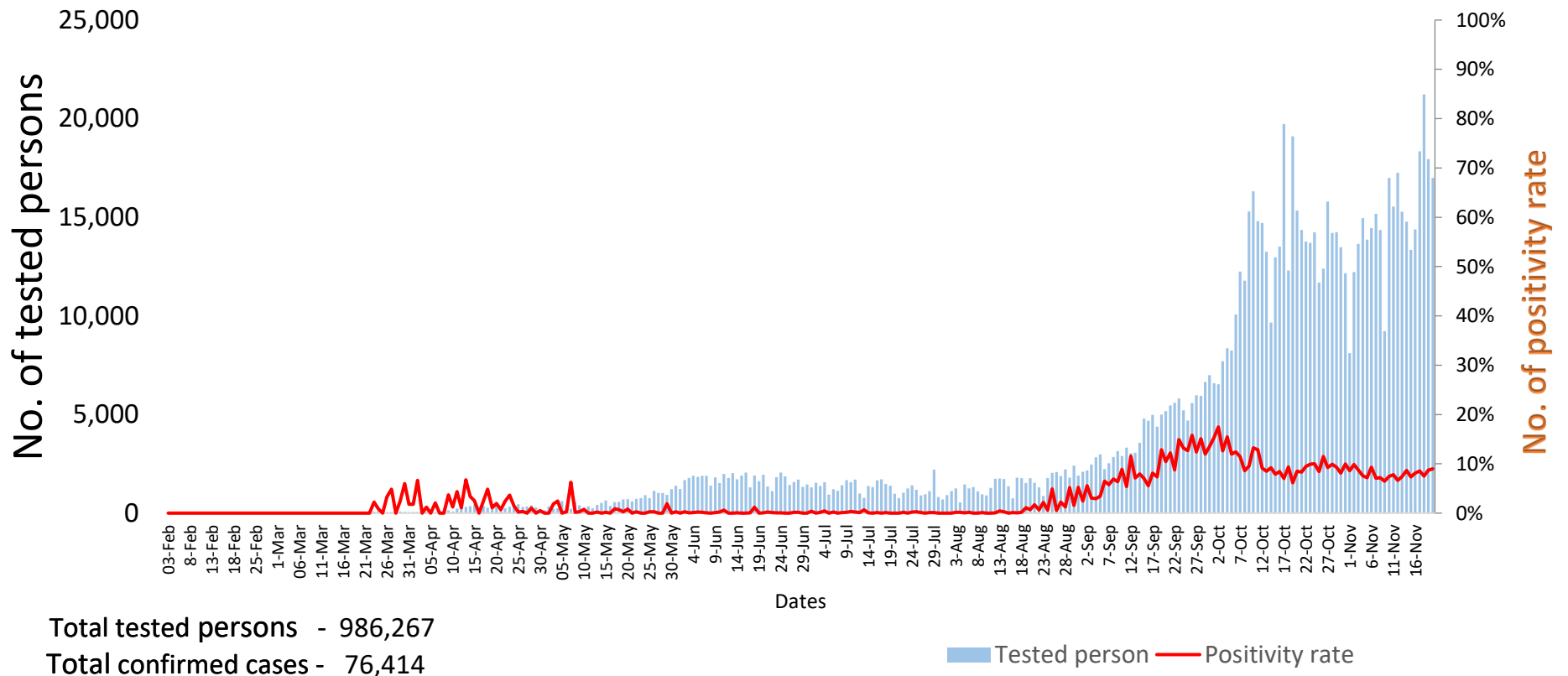
Person under Investigation (PUI) by State/Region hospitals (31.1.2020 – 20.11.2020) n= 41,837

No. of Facility Quarantine sites and Quarantined people on 20.11.2020

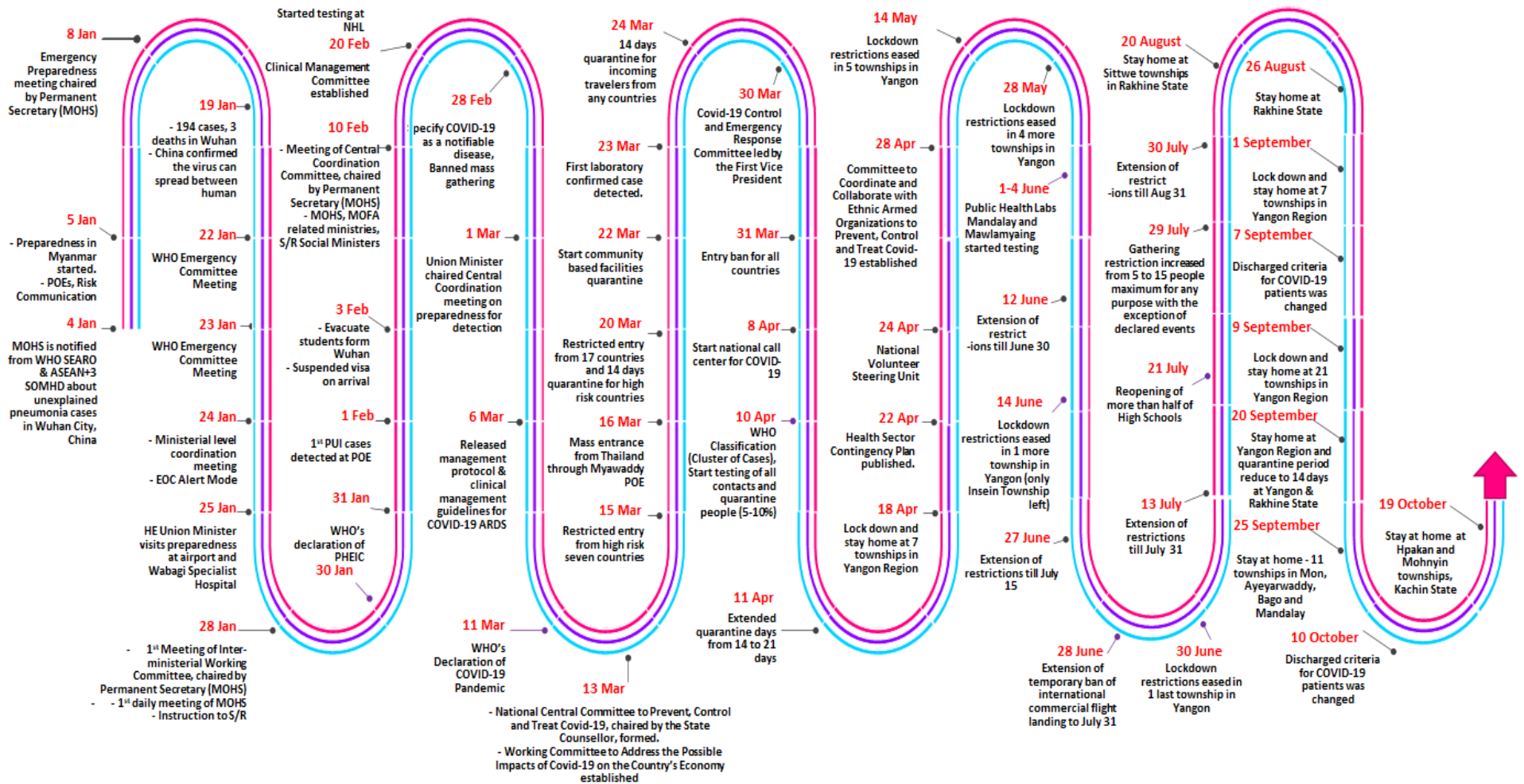
No.	State/Region	PUI	No.	State/Region	No. of facilities	Total no. of quarantine
1	Yangon	29002	1	Ayeyarwaddy	1,512	15,908
2	Mandalay	5352	2	Yangon	320	8,600
3	Mon	1165	3	Bago	1159	7,907
4	Kayin	1019	4	Mandalay	209	4,527
5	Ayeyarwaddy	902	5	Sagaing	868	4,244
6	Magway	779	6	Magway	473	3,363
7	Bago	771	7	Kayin	271	2,537
8	Rakhine	714	8	Rakhine	305	2,225
9	Shan (N)	480	9	Shan South	118	2,096
10	Thanintharyi	460	10	Mon	34	2,040
11	Naypyitaw	254	11	Kachin	195	1,885
12	Sagaing	243	12	Naypyitaw	7	1,543
13	Shan (E)	189	13	Tanintharyi	153	1527
14	Shan (S)	189	14	Shan North	434	921
15	Kachin	129	15	Chin	27	462
16	Kayah	98	16	Kayah	16	369
17	Chin	91	17	Shan East	20	353
<b>Total</b>		<b>41,837</b>	<b>Total</b>		<b>6,121</b>	<b>60,507</b>

\*Facility quarantine rule changed from 21 days to 14 days on 11-9-2020 while 7 days home quarantine rule remain unchanged.

## COVID-19 positivity rate by date (as of 20.11.2020)



# Timeline of Preparedness and Response to COVID-19 in Myanmar (as of 20.11.2020)



Hotline Number — 0673 420 268

Data source - CEU, DMS, NHL, PHL (MDY and MLM), DMR, DSGH, State and Region Health Departments