



Ministry of Health and Sports (Myanmar)

Department of Public Health

Central Epidemiology Unit

(19 November 2020)

Situation Report -226

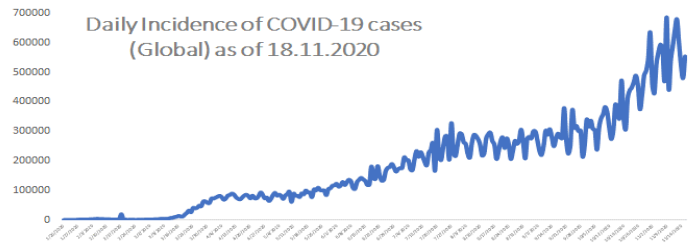
Coronavirus Disease 2019 (COVID-19)

WHO Coronavirus Disease (COVID-19) Dashboard data as of 5:34 PM CEST 18 November 2020

Confirmed cases
55,326,907

Deaths
1,333,742

Case Fatality Rate
2.4%



Myanmar Situation

Data as reported by States and Regions by 18 November 2020

Total Tested-951,314

73,322

877,992

Confirmed Cases

Negative

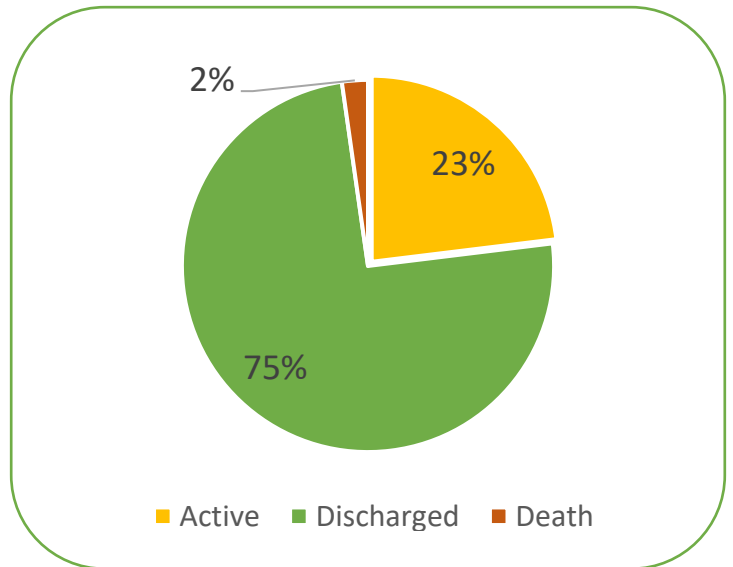
54,764

1,650

Discharged

Death

Current Situation of Confirmed cases (23.3.2020-18.11.2020), n=73,322



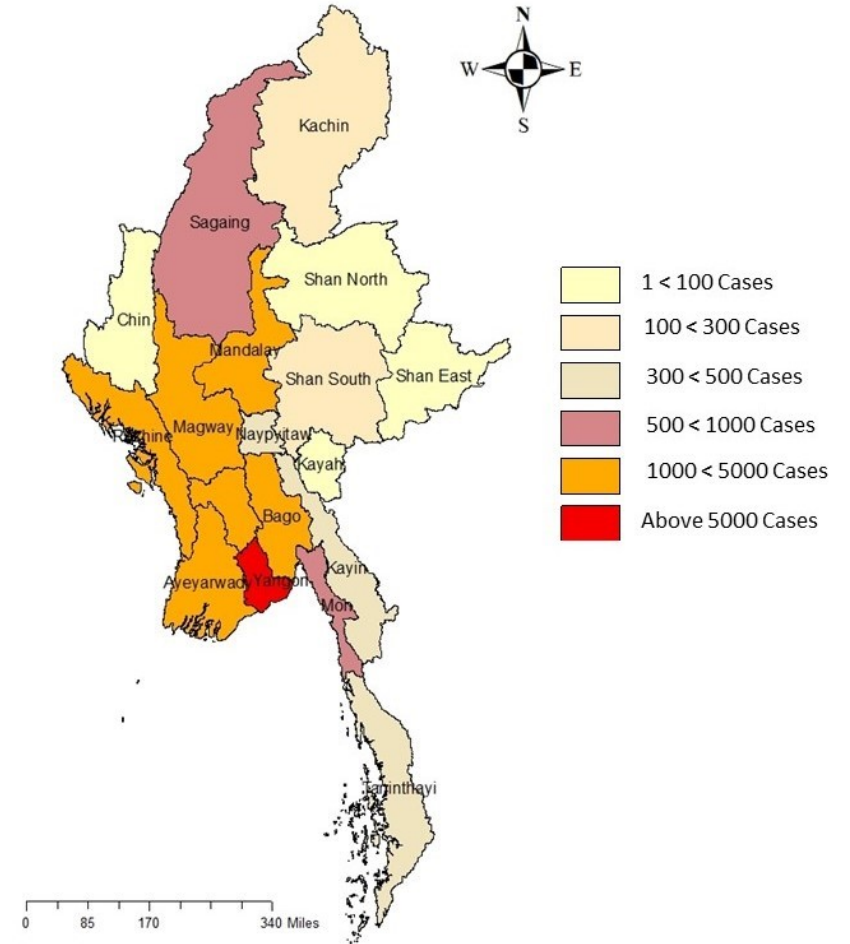
COVID-19 confirmed cases by two phases (23.3.2020 – 18-11-2020), n=73,322

Date	Local transmission		Imported		Total cases	Total Death
	No. of cases	Death	No. of case	Death		
(23.3.2020-15.8.2020)	161	5	213	1	374	6
(16.8.2020-18.11.2020)	72742	1644	206	-	72948	1644
Total	72903	1649	419	1	73322	1650

COVID-19 confirmed cases and death by State/Region (23.3.2020 – 18-11-2020), n=73,322

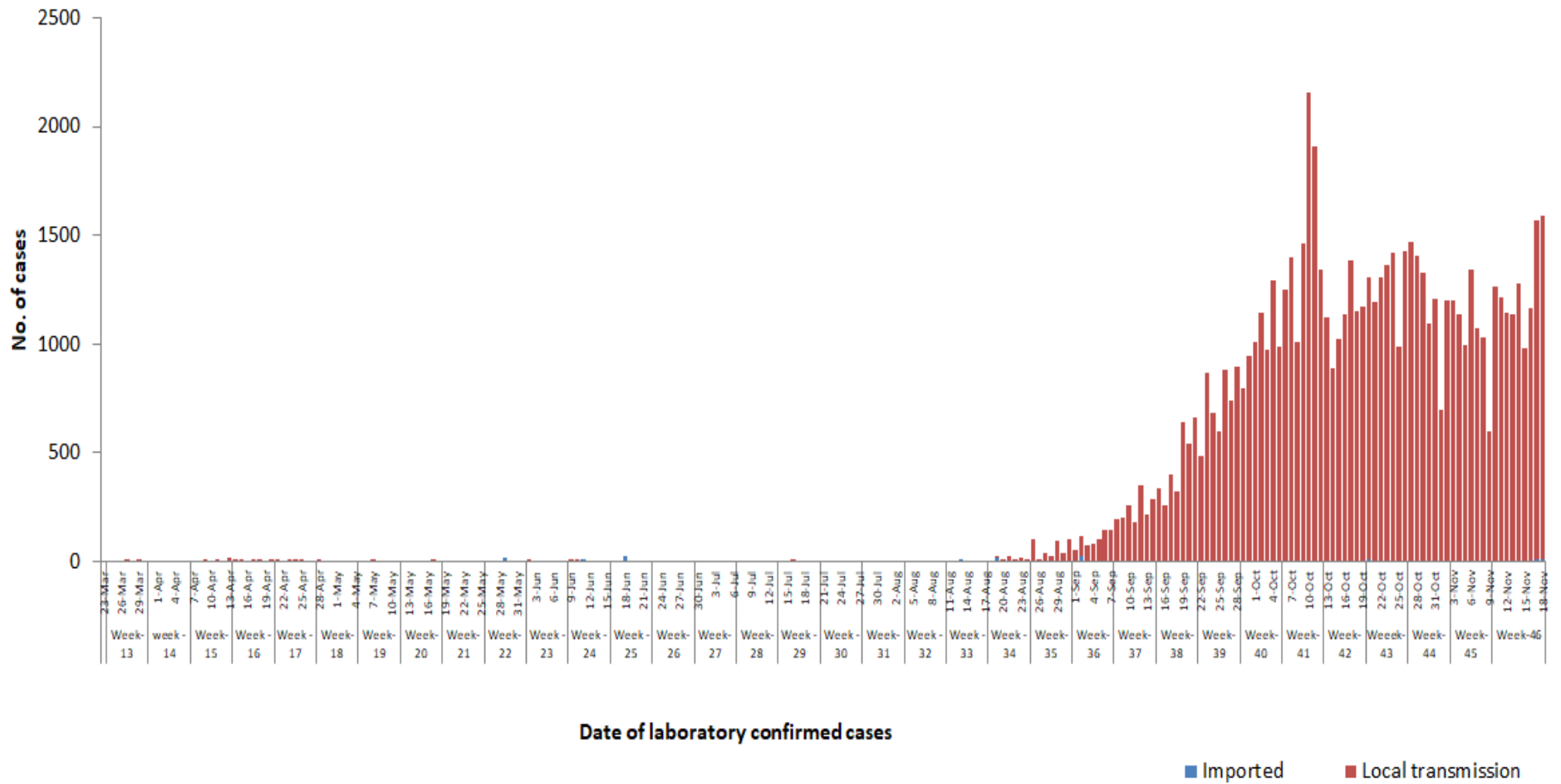
No	State/Region	COVID –19 Confirmed case	New confirmed cases within 24 hours	Deaths
1	Yangon	55,866	934	1,575
2	Bago	3,913	207	5
3	Mandalay	3,702	175	16
4	Rakhine	3,323	21	22
5	Ayeyarwaddy	2,168	131	8
6	Magway	1,166	23	1
7	Mon	894	12	11
8	Sagaing	653	7	1
9	Kayin	487	23	6
10	Naypyitaw	345	6	3
11	Thanintharyi	320	27	-
12	Shan (South)	157	16	1
13	Kachin	154	5	-
14	Chin	89	1	1
15	Shan (North)	59	4	-
16	Shan (East)	16	-	-
17	Kayah	10	-	-
Total		73,322	1,592	1,650

Map showing COVID-19 laboratory confirmed cases

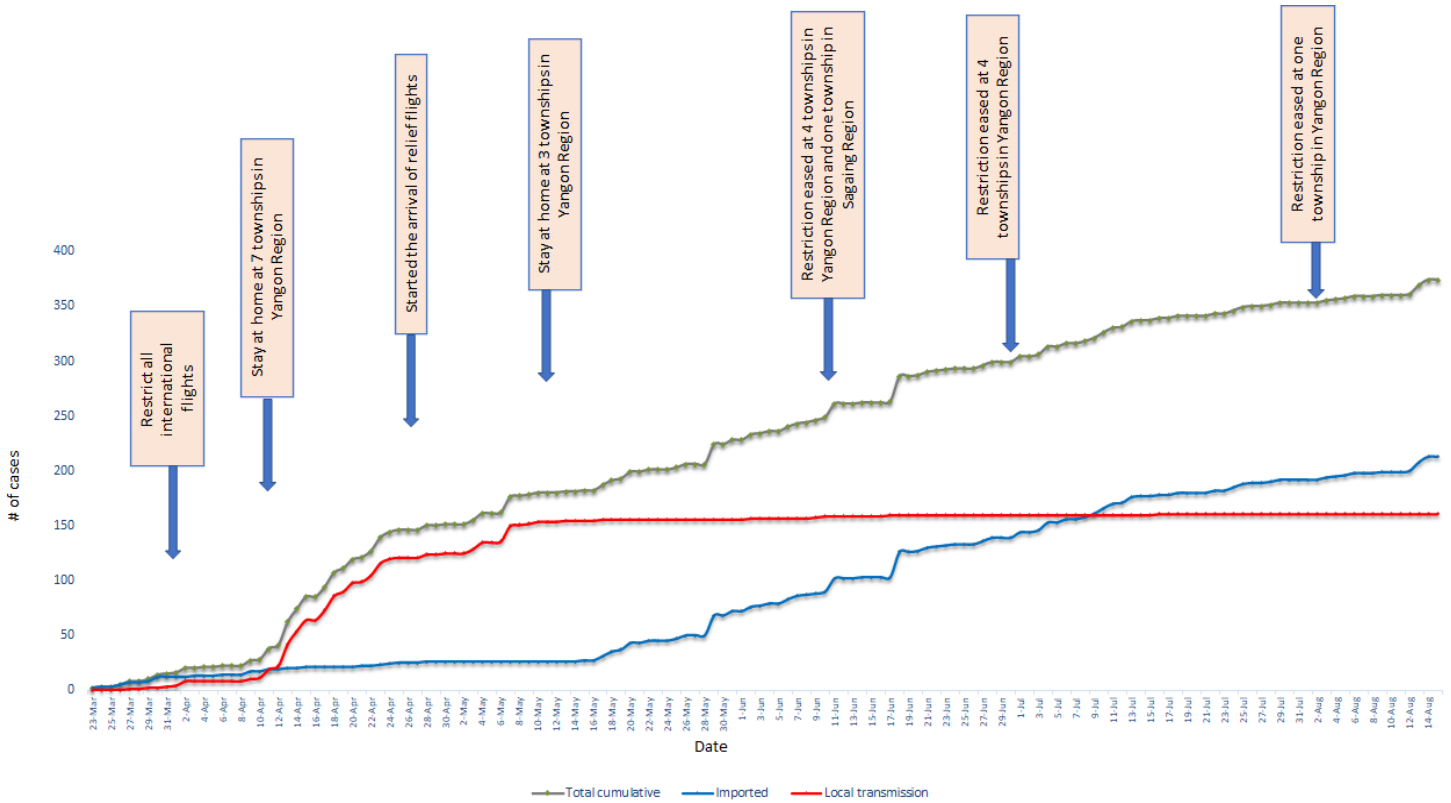


*No. of new cases by State and Region are counted according to epidemiology situation

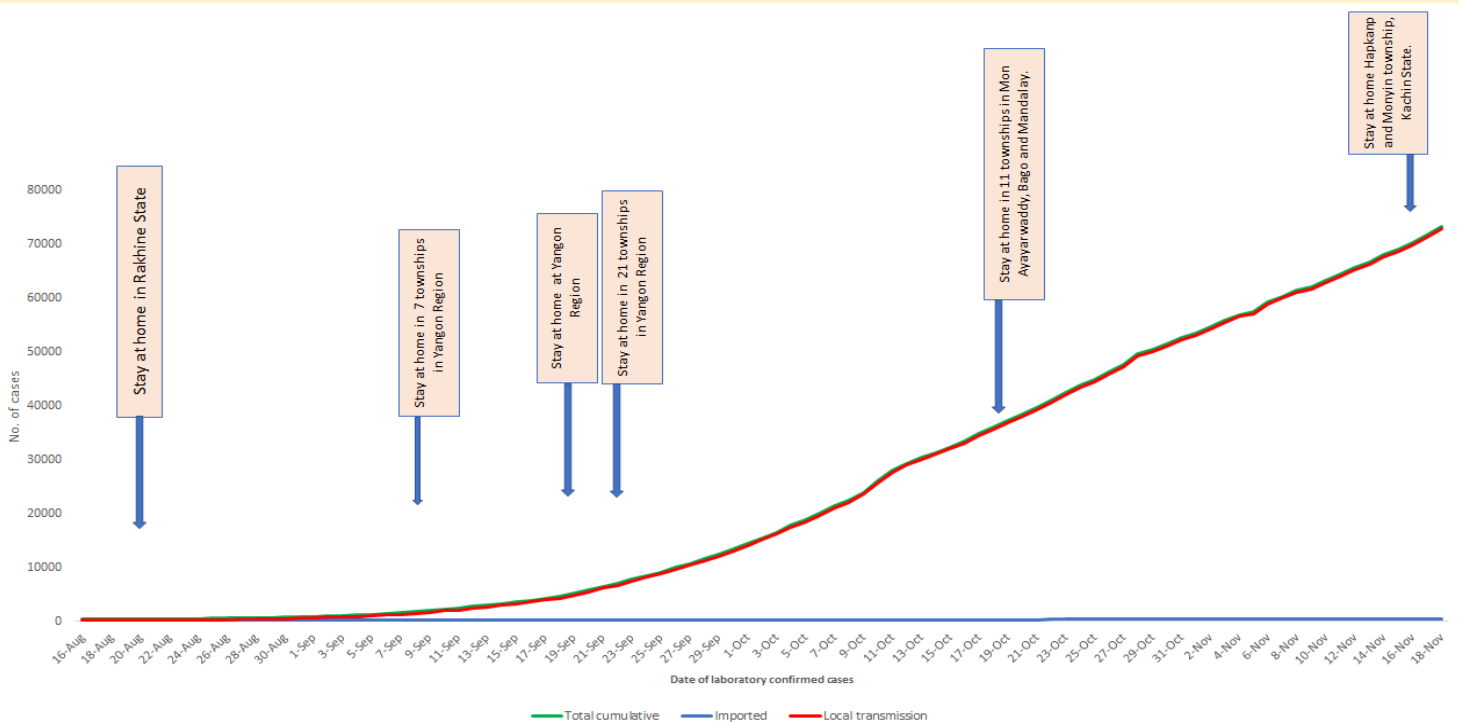
COVID-19 confirmed cases by types of transmissions (as of 18.11.2020) n=73,322



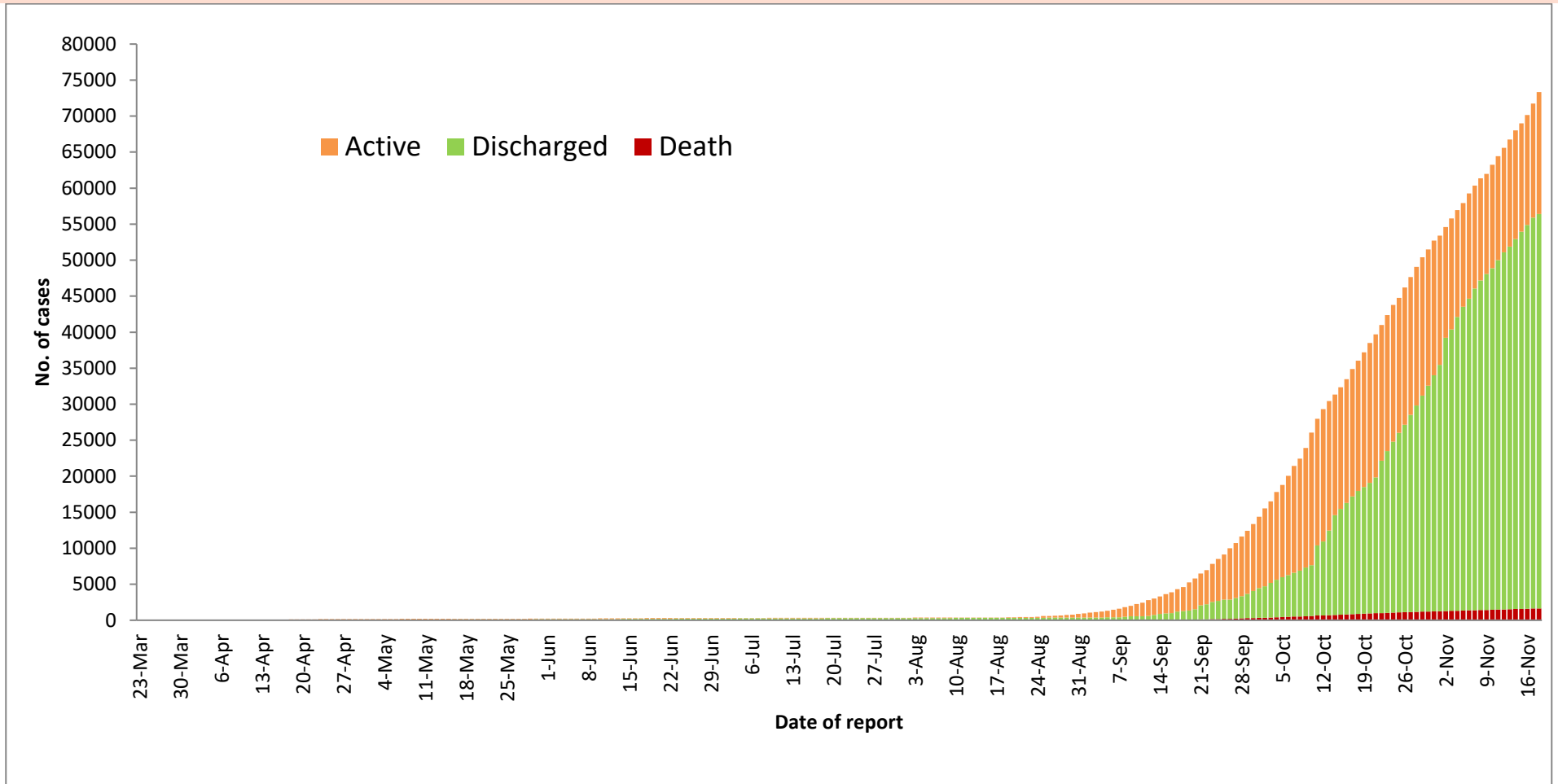
Total cumulative number of cases, imported and local transmission cases by date (23.3.2020- 15.8.2020), n= 374



Total cumulative number of cases, imported and local transmission cases by date (16.8.2020- 18.11.2020)



Cumulative Number of active confirmed cases, discharged and deaths (23.3.2020 – 18.11.2020), n (cumulative)=73,322



* Discharged criteria for COVID-19 patients was changed on 10.10.2020

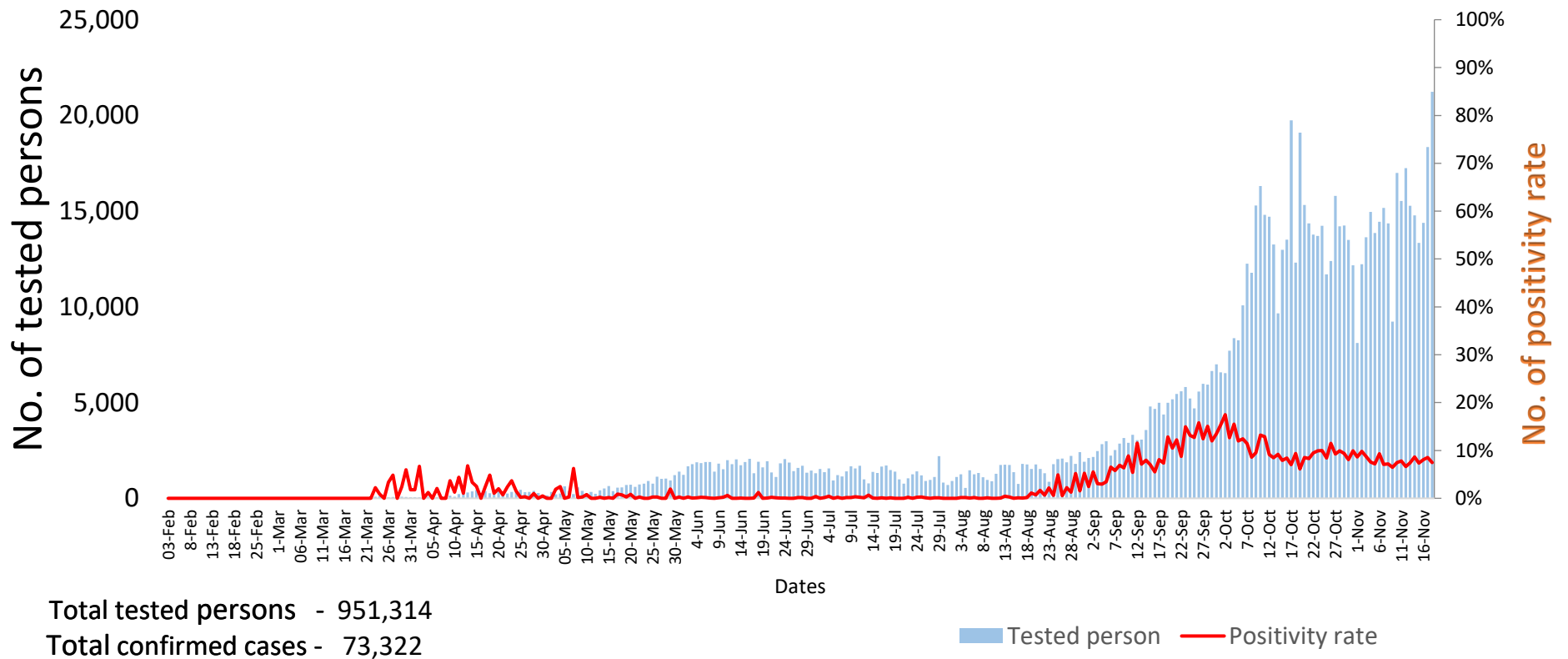
Summary of current situation		
Type	New (17.11.2020-18.11.2020)	Total (on 18.11.2020)
Suspected and Person Under Investigation (PUI)	714	1,501
Hospital Quarantine	21	211
Facility Quarantine	5,010	59,162

Person under Investigation (PUI) by State/Region hospitals (31.1.2020 – 18.11.2020) n= 40,684	No. of Facility Quarantine sites and Quarantined people on 18.11.2020
---	---

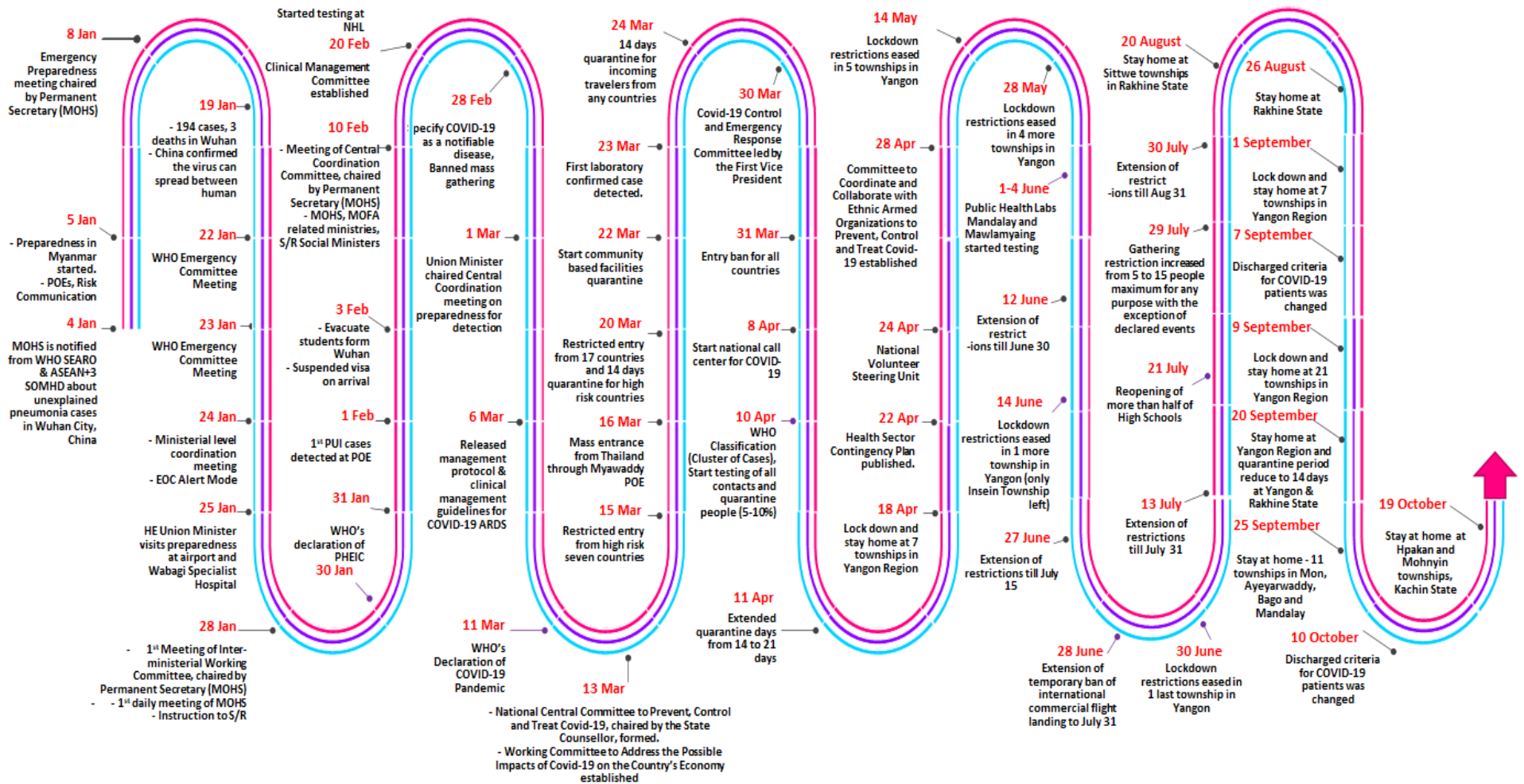
No.	State/Region	PUI	No.	State/Region	No. of facilities	Total no. of quarantine
1	Yangon	28259	1	Ayeyarwaddy	1,477	16,067
2	Mandalay	5150	2	Yangon	317	8,540
3	Mon	1140	3	Bago	1131	7,485
4	Kayin	996	4	Mandalay	205	4,275
5	Ayeyarwaddy	844	5	Sagaing	868	4,135
6	Magway	767	6	Magway	473	3,363
7	Bago	725	7	Kayin	315	2,305
8	Rakhine	704	8	Shan South	118	2,117
9	Shan(N)	478	9	Rakhine	301	2,068
10	Thanintharyi	444	10	Mon	32	2,048
11	Naypyitaw	247	11	Kachin	187	1,794
12	Sagaing	242	12	Naypyitaw	6	1,593
13	Shan (E)	187	13	Tanintharyi	153	1500
14	Shan(S)	184	14	Shan North	429	820
15	Kachin	128	15	Kayah	13	403
16	Kayah	98	16	Chin	26	370
17	Chin	91	17	Shan East	20	279
Total		40,684	Total		6,071	59,162

*Facility quarantine rule changed from 21 days to 14 days on 11-9-2020 while 7 days home quarantine rule remain unchanged.

COVID-19 positivity rate by date (as of 18.11.2020)



Timeline of Preparedness and Response to COVID-19 in Myanmar (as of 18.11.2020)



Hotline Number — 0673 420 268

Data source - CEU, DMS, NHL, PHL (MDY and MLM), DMR, DSGH, State and Region Health Departments