



Ministry of Health and Sports (Myanmar)

Department of Public Health

Central Epidemiology Unit

(6 November 2020)

Situation Report -213

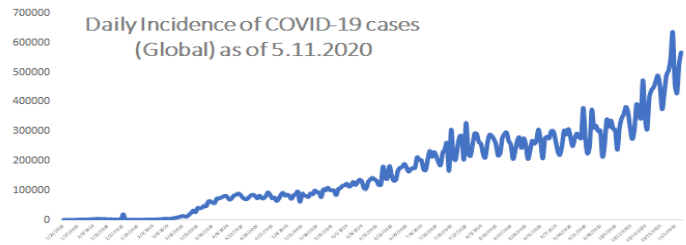
Coronavirus Disease 2019 (COVID-19)

WHO Coronavirus Disease (COVID-19) Dashboard data as of 4:19 PM CEST 5 November 2020

Confirmed cases
47,930,397

Deaths
1,221,781

Case Fatality Rate
2.5%



Myanmar Situation

Data as reported by States and Regions by 5 November 2020

Total Tested-690,344

57,935

Confirmed Cases

42,178

Discharged

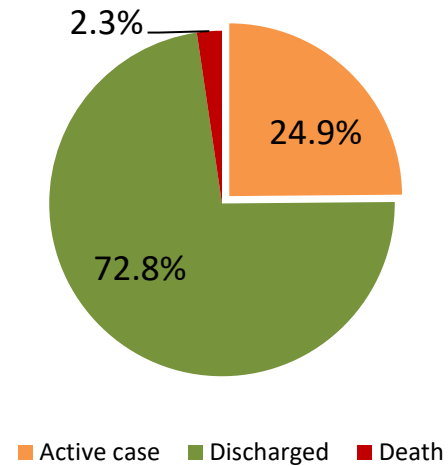
632,409

Negative

1,352

Death

Current Situation of Confirmed cases (23.3.2020-5.11.2020), n=57,935



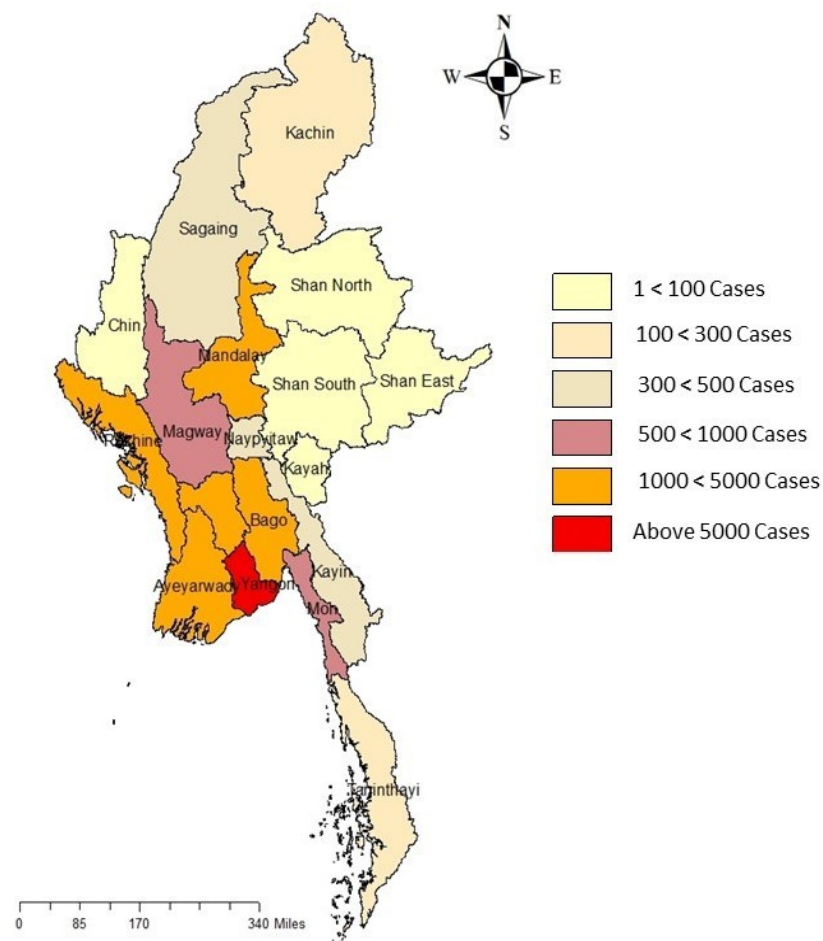
COVID-19 confirmed cases by two phases (23.3.2020 – 5-11-2020), n=57,935

| Date | Local transmission | | Imported | | Total cases | Total Death |
|-----------------------|--------------------|-------------|-------------|----------|--------------|-------------|
| | No. of cases | Death | No. of case | Death | | |
| (23.3.2020-15.8.2020) | 161 | 5 | 213 | 1 | 374 | 6 |
| (16.8.2020-5.11.2020) | 57390 | 1346 | 171 | - | 57561 | 1346 |
| Total | 57551 | 1351 | 384 | 1 | 57935 | 1352 |

COVID-19 confirmed cases and death by State/Region (23.3.2020 – 5-11-2020), n=57,935

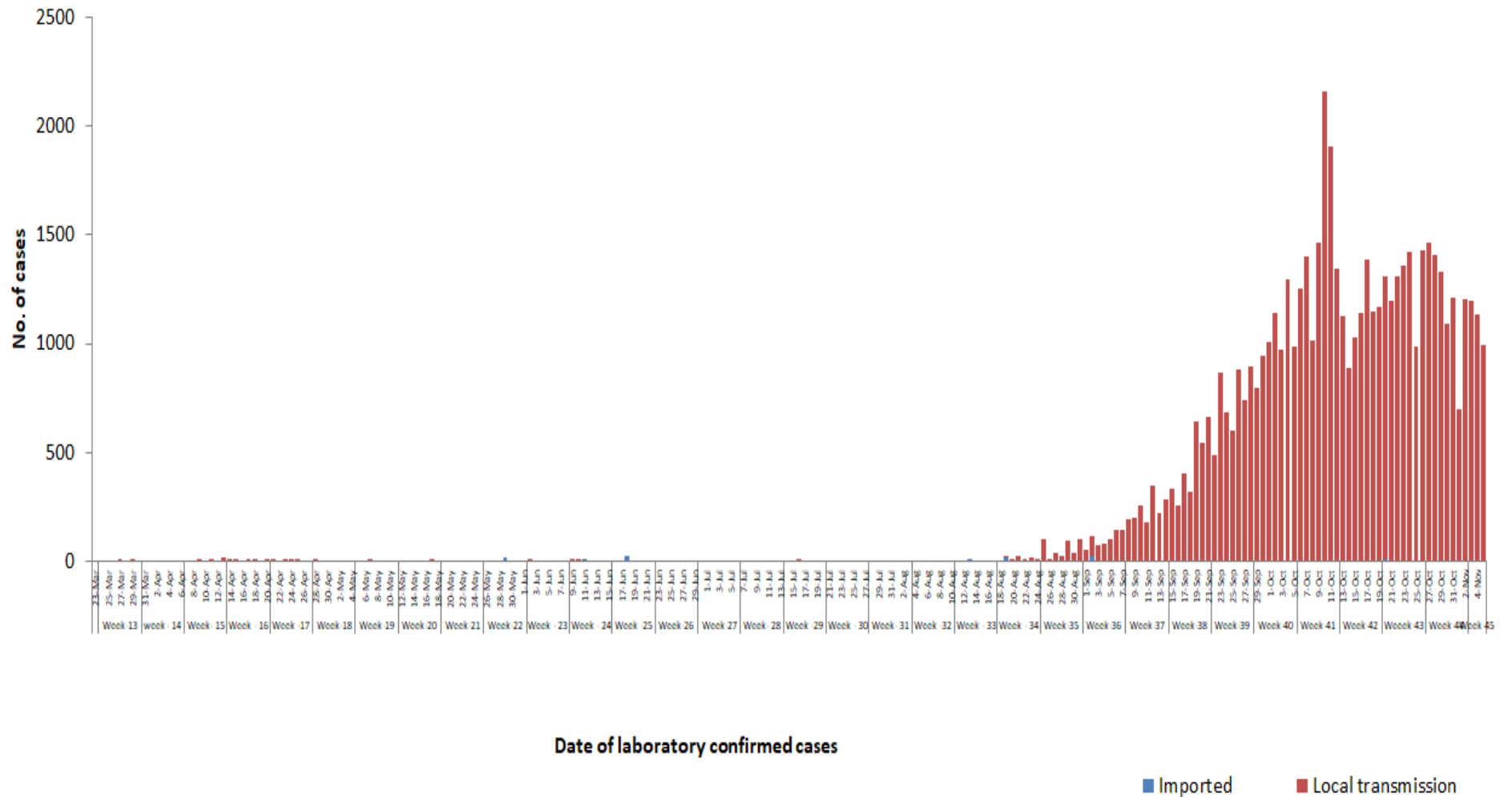
| No | State/Region | COVID –19 Confirmed case | New confirmed cases within 24 hours | Deaths |
|--------------|--------------|--------------------------|-------------------------------------|--------------|
| 1 | Yangon | 45,121 | 786 | 1,291 |
| 2 | Bago | 3,017 | 23 | 4 |
| 3 | Rakhine | 2,972 | 35 | 19 |
| 4 | Mandalay | 2,261 | 63 | 9 |
| 5 | Ayeyarwaddy | 1,354 | 44 | 6 |
| 6 | Magway | 788 | 7 | 1 |
| 7 | Mon | 688 | 13 | 10 |
| 8 | Sagaing | 466 | 14 | 1 |
| 9 | Kayin | 366 | 3 | 6 |
| 10 | Naypyitaw | 303 | - | 3 |
| 11 | Thanintharyi | 241 | 2 | - |
| 12 | Kachin | 143 | - | - |
| 13 | Shan (South) | 89 | 1 | 1 |
| 14 | Chin | 70 | - | 1 |
| 15 | Shan (North) | 37 | 3 | - |
| 16 | Shan (East) | 15 | 1 | - |
| 17 | Kayah | 4 | - | - |
| Total | | 57,935 | 995 | 1,352 |

Map showing COVID-19 laboratory confirmed cases

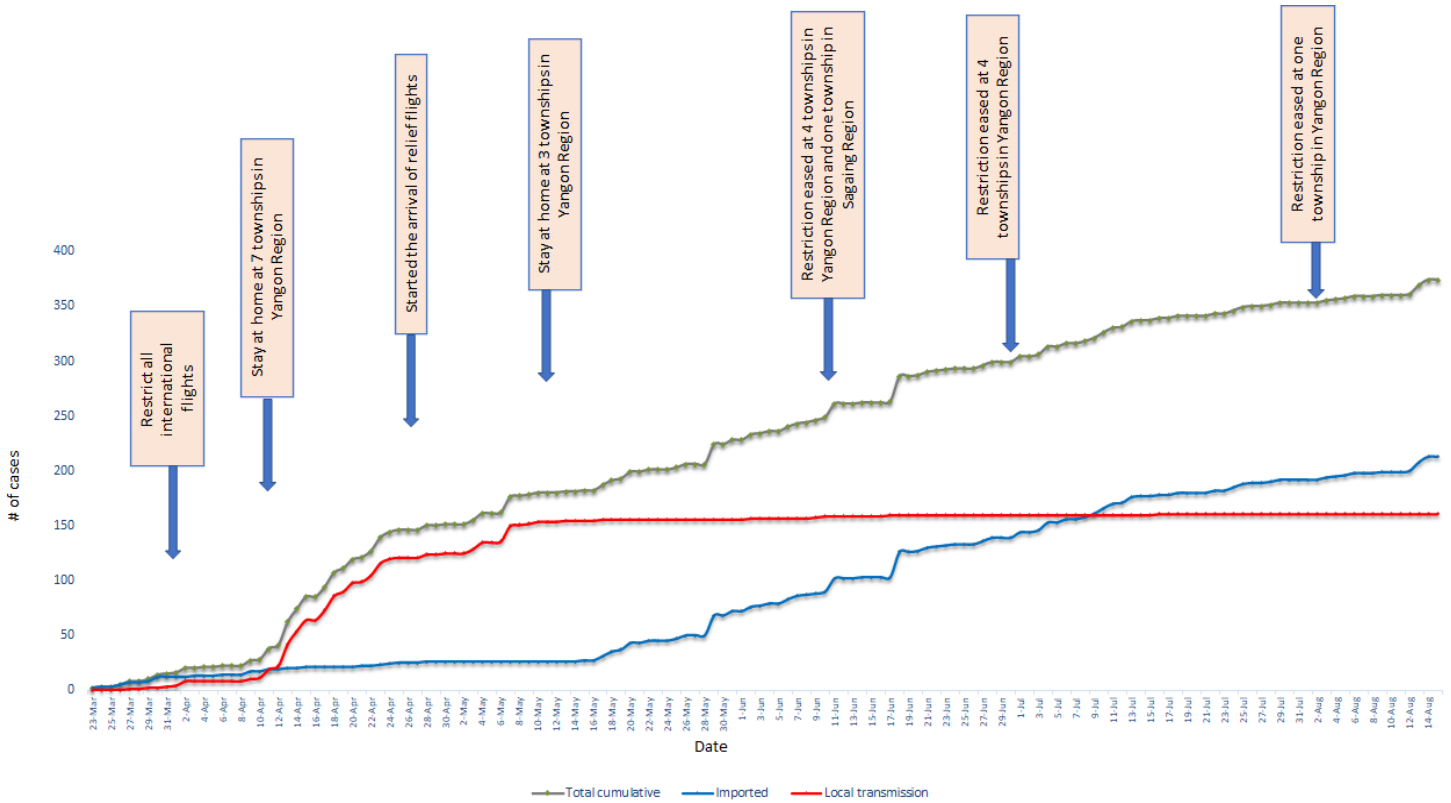


*No. of new cases by State and Region are counted according to epidemiology situation

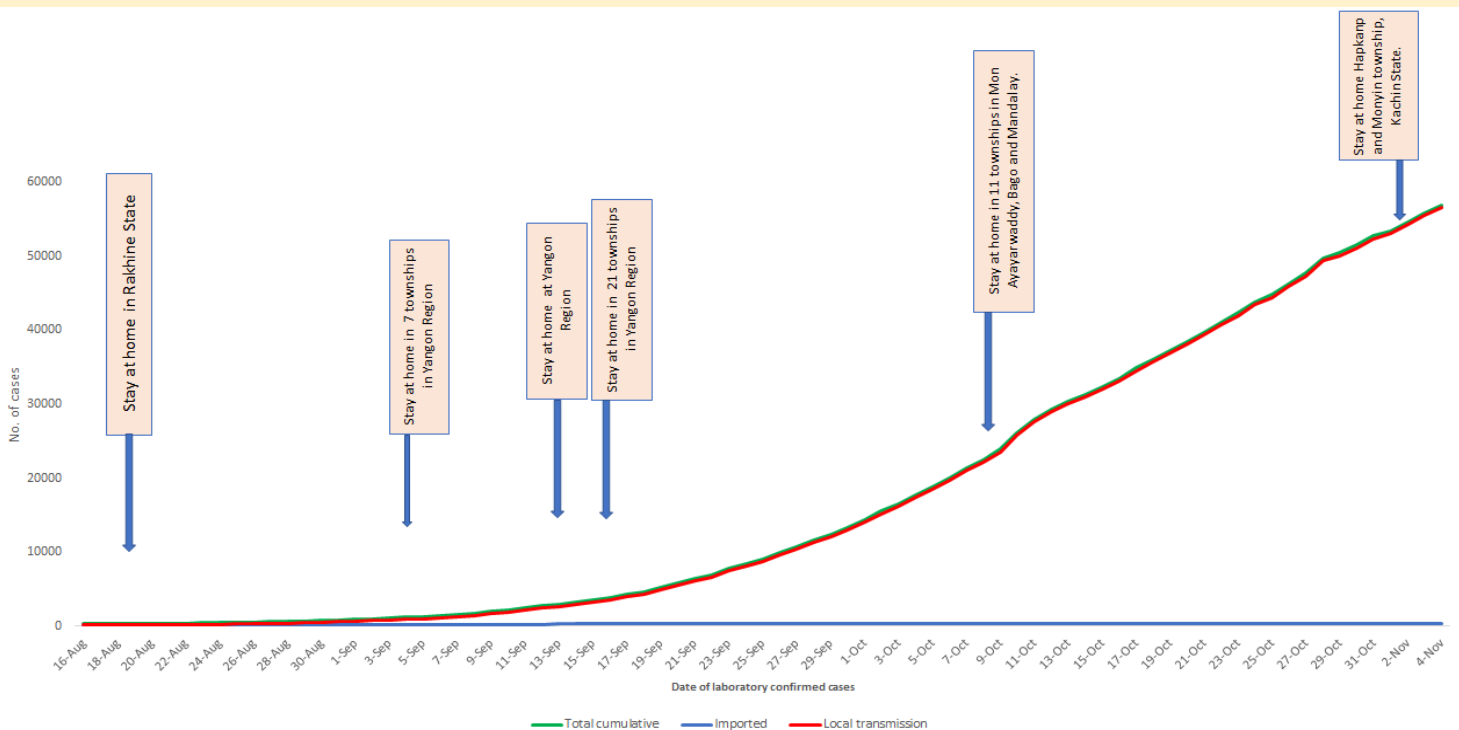
COVID-19 confirmed cases by types of transmissions (as of 5.11.2020) n=57,935



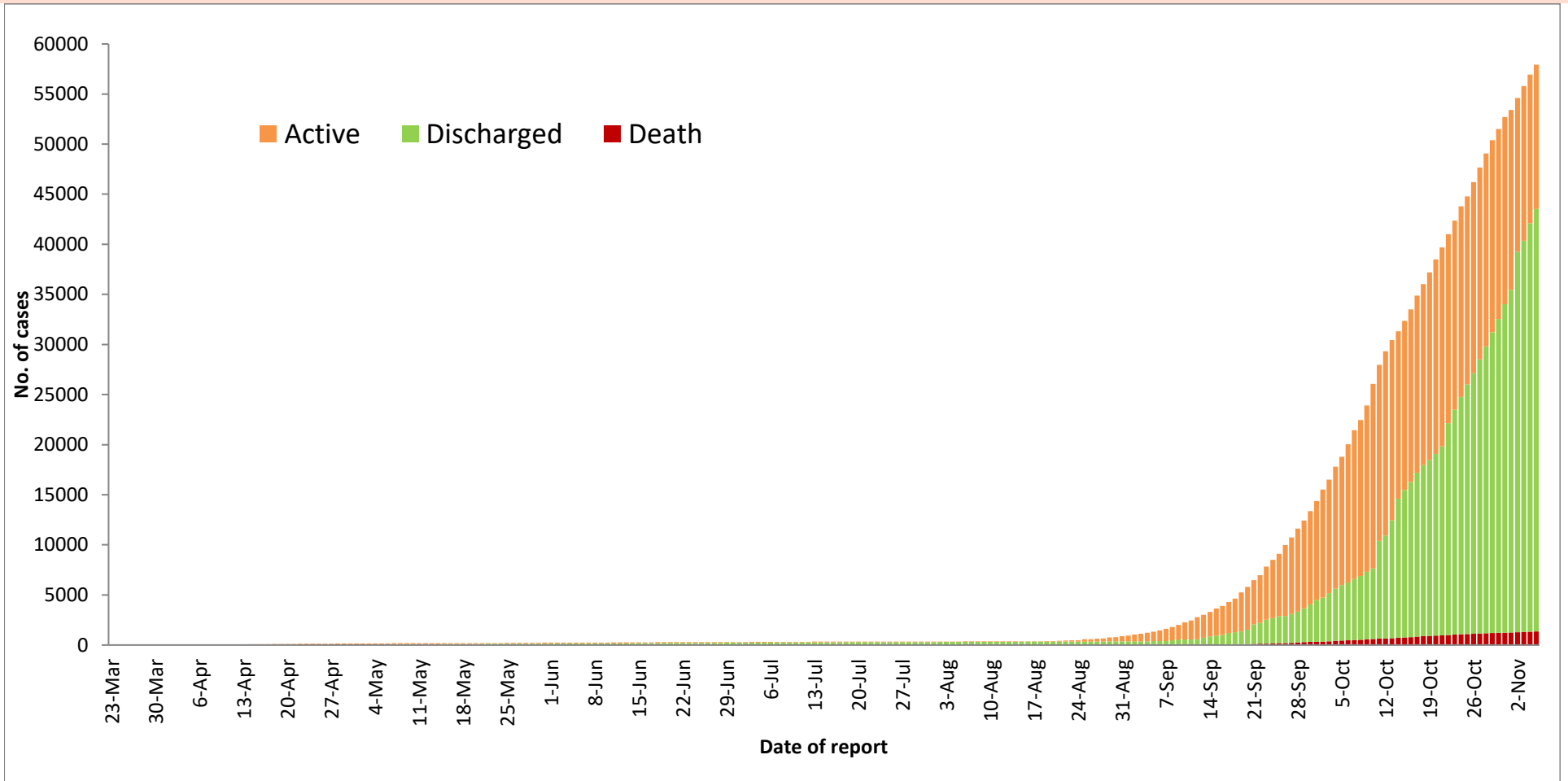
Total cumulative number of cases, imported and local transmission cases by date (23.3.2020- 15.8.2020), n= 374



Total cumulative number of cases, imported and local transmission cases by date (16.8.2020- 5.11.2020)



Cumulative Number of active confirmed cases, discharged and deaths (23.3.2020 – 5.11.2020), n (cumulative)=57,935



* Discharged criteria for COVID-19 patients was changed on 10.10.2020

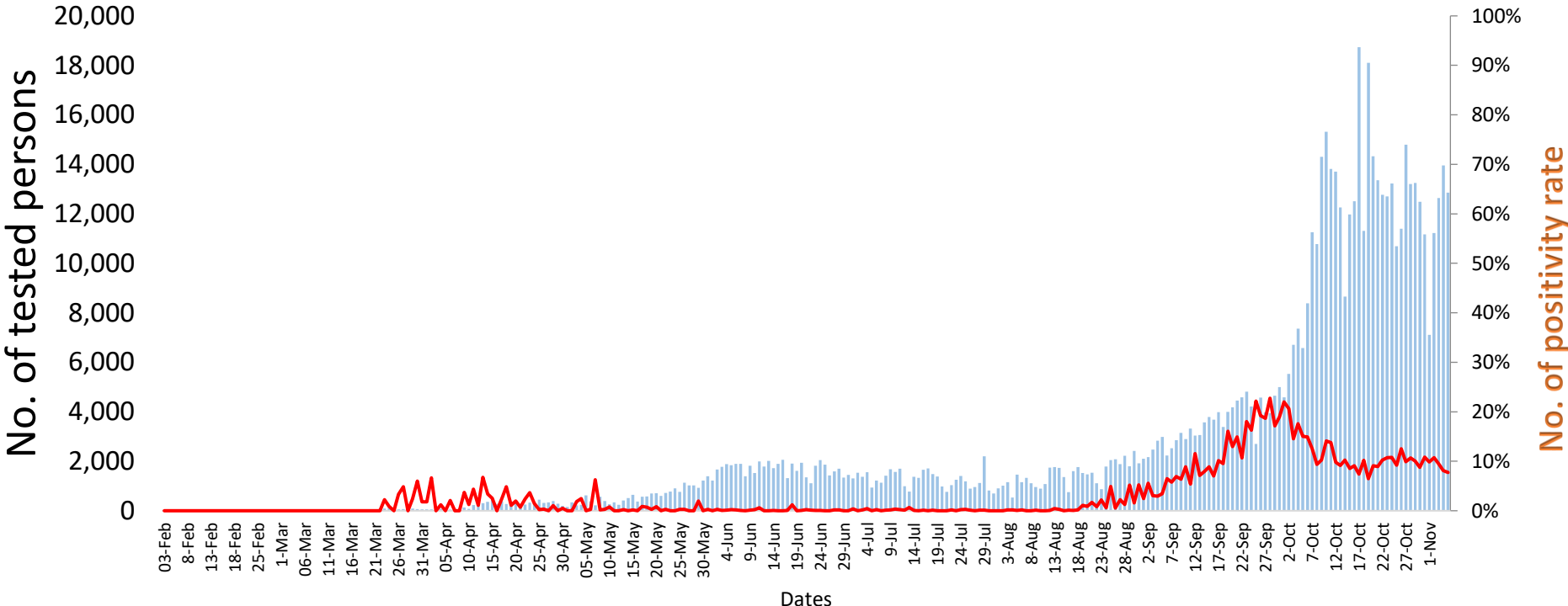
| Summary of current situation | | |
|--|------------------------------|-------------------------|
| Type | New (4.11.2020-5.11.2020) | Total (on 5.11.2020) |
| Suspected and Person Under Investigation (PUI) | 429 | 1,679 |
| Hospital Quarantine | 16 | 255 |
| Facility Quarantine | 5,117 | 46,346 |

| Person under Investigation (PUI) by State/Region hospitals (31.1.2020 – 5.11.2020) n= 33,926 | No. of Facility Quarantine sites and Quarantined people on 5.11.2020 |
|--|--|
|--|--|

| No. | State/Region | PUI | No. | State/Region | No. of facilities | Total no. of quarantine |
|--------------|--------------|--------|--------------|--------------|-------------------|-------------------------|
| 1 | Yangon | 22,413 | 1 | Ayeyarwaddy | 1,553 | 12,904 |
| 2 | Mandalay | 4,085 | 2 | Yangon | 322 | 8,901 |
| 3 | Mon | 1,018 | 3 | Bago | 936 | 5,120 |
| 4 | Ayeyarwaddy | 714 | 4 | Sagaing | 839 | 3,173 |
| 5 | Kayin | 681 | 5 | Mandalay | 160 | 2,819 |
| 6 | Rakhine | 636 | 6 | Magway | 469 | 2,760 |
| 7 | Magway | 606 | 7 | Kachin | 220 | 1,688 |
| 8 | Bago | 566 | 8 | Kayin | 215 | 1,527 |
| 9 | Shan(N) | 425 | 9 | Rakhine | 280 | 1,485 |
| 10 | Thanintharyi | 323 | 10 | Mon | 23 | 1,391 |
| 11 | Naypyitaw | 199 | 11 | Naypyitaw | 7 | 1,286 |
| 12 | Sagaing | 196 | 12 | Shan South | 118 | 1,109 |
| 13 | Shan (E) | 180 | 13 | Tanintharyi | 153 | 1019 |
| 14 | Shan(S) | 167 | 14 | Shan North | 415 | 582 |
| 15 | Kachin | 115 | 15 | Kayah | 13 | 327 |
| 16 | Kayah | 97 | 16 | Chin | 24 | 180 |
| 17 | Chin | 78 | 17 | Shan East | 20 | 75 |
| Total | | 33,926 | Total | | 5,767 | 46,346 |

*Facility quarantine rule changed from 21 days to 14 days on 11-9-2020 while 7 days home quarantine rule remain unchanged.

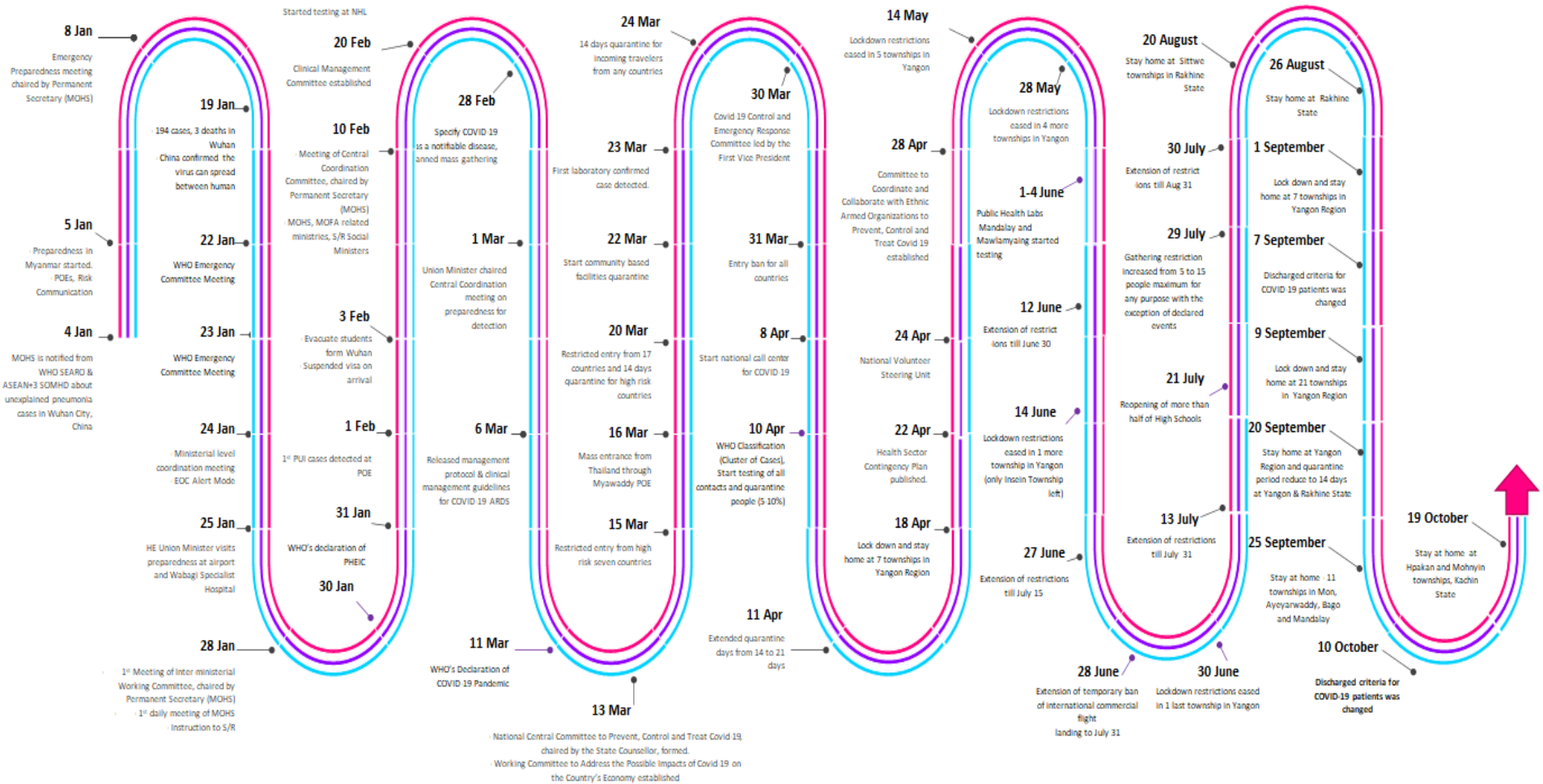
COVID-19 positivity rate by date (as of 5.11.2020)



Total tested persons - 690,344
Total confirmed cases - 57,935

Tested person Positivity rate

Timeline of Preparedness and Response to COVID-19 in Myanmar (as of 5.11.2020)



Hotline Number — 0673 420 268

Data source - CEU, DMS, NHL, PHL (MDY and MLM), DMR, DSGH, State and Region Health Departments