



# Ministry of Health and Sports (Myanmar)

## Department of Public Health

### Central Epidemiology Unit

(5 November 2020)

Situation Report -212

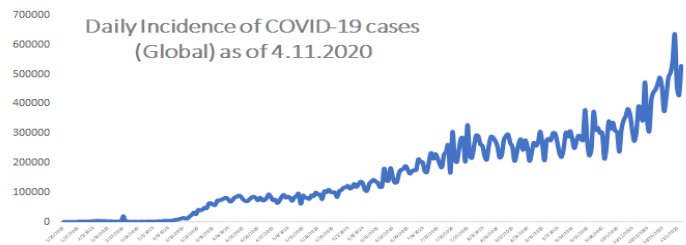
## Coronavirus Disease 2019 (COVID-19)

WHO Coronavirus Disease (COVID-19) Dashboard data as of 4:00 PM CEST 4 November 2020

**Confirmed cases**  
**47,362,304**

**Deaths**  
**1,211,986**

**Case Fatality Rate**  
**2.6%**



### Myanmar Situation

Data as reported by States and Regions by 4 November 2020

Total Tested-663,529

**56,940**

Confirmed Cases

**40,788**

Discharged

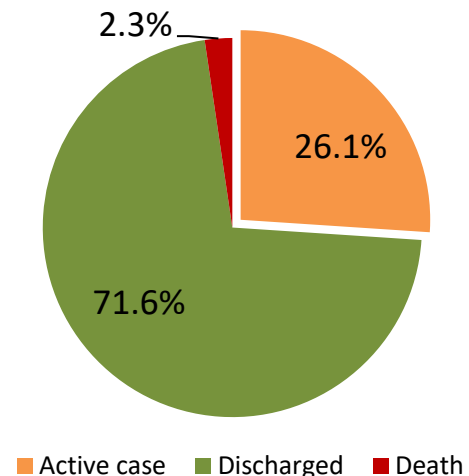
**620,544**

Negative

**1,330**

Death

Current Situation of Confirmed cases (23.3.2020-4.11.2020), n=56,940



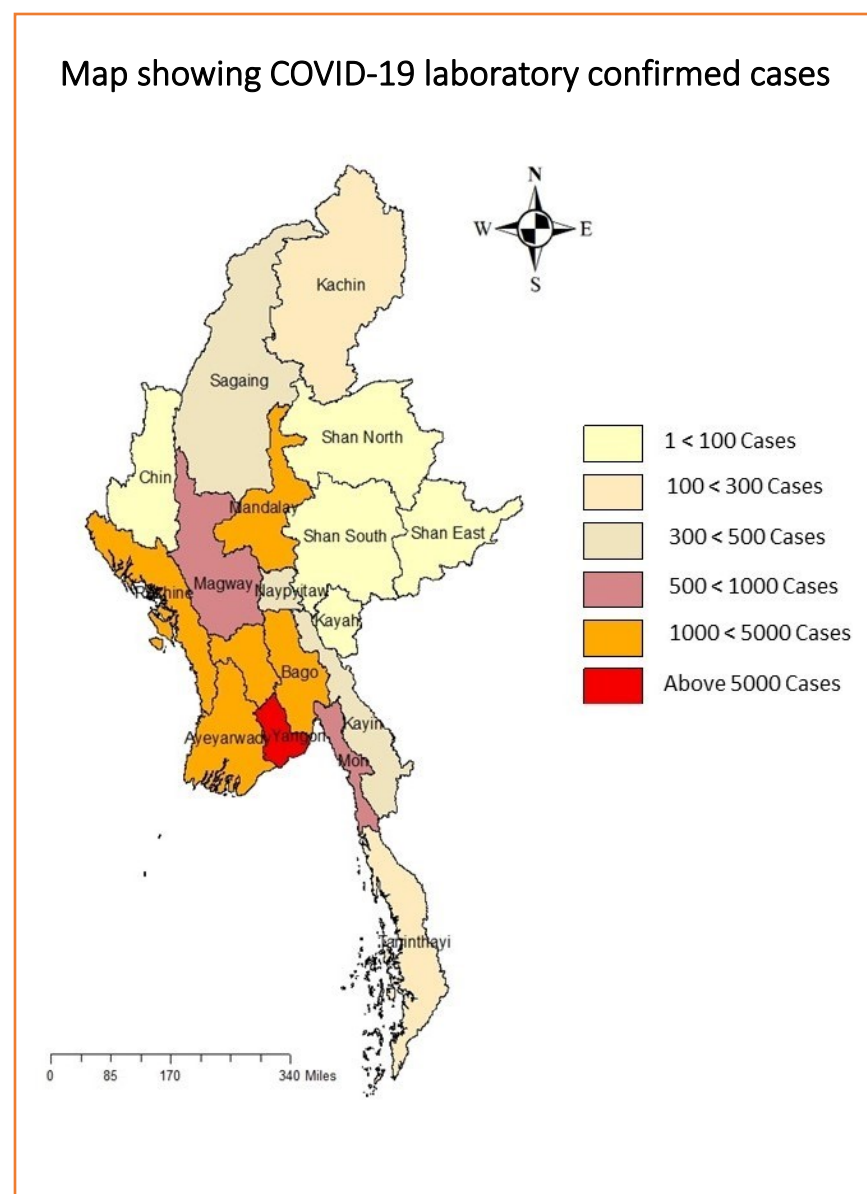
COVID-19 confirmed cases by two phases (23.3.2020 – 4-11-2020), n=56,940

Date	Local transmission		Imported		Total cases	Total Death
	No. of cases	Death	No. of case	Death		
(23.3.2020-15.8.2020)	161	5	213	1	374	6
(16.8.2020-4.11.2020)	56395	1324	171	-	56566	1324
<b>Total</b>	56556	1329	384	1	56940	1330

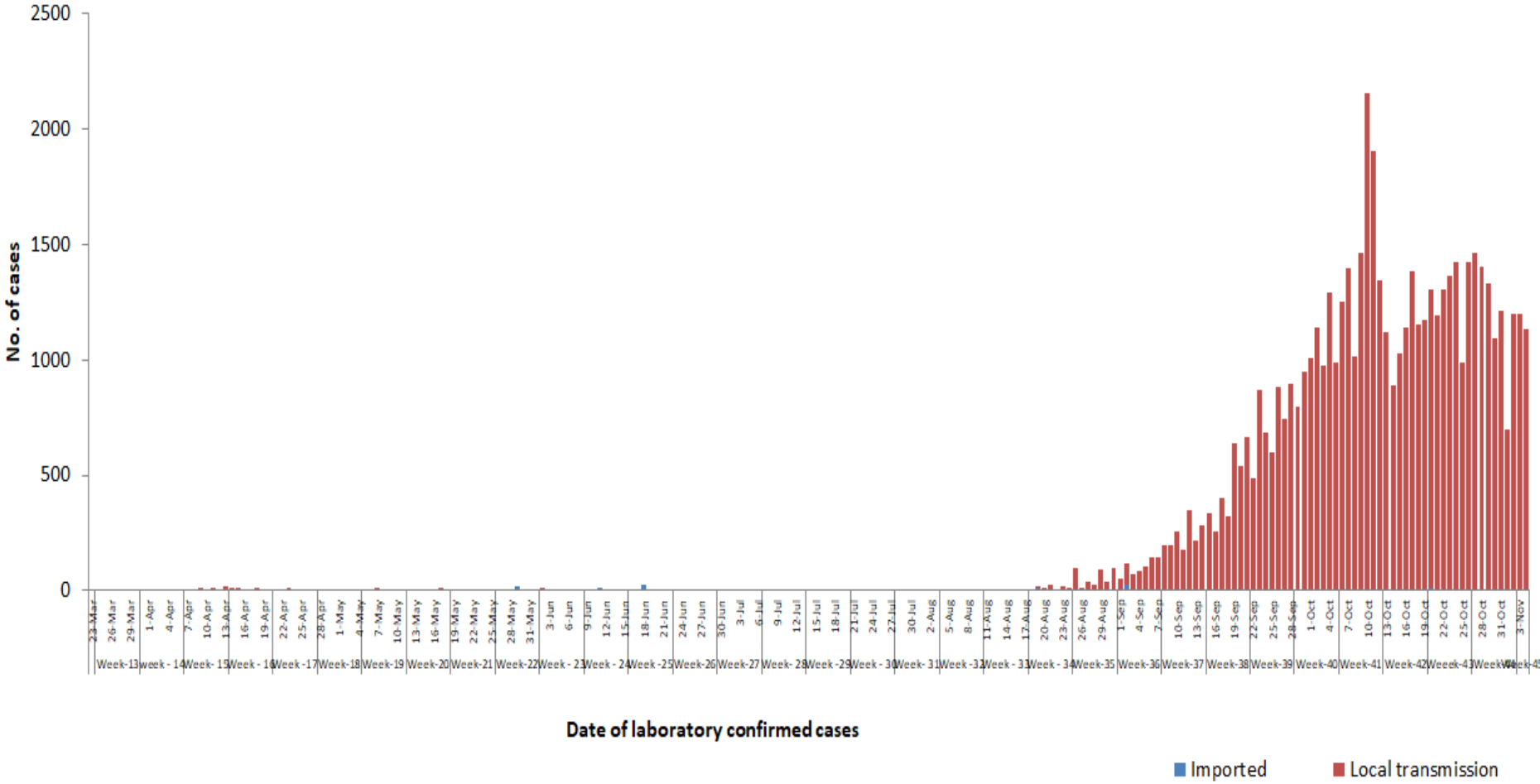
COVID-19 confirmed cases and death by State/Region (23.3.2020 – 4-11-2020), n=56,940

No	State/Region	COVID –19 Confirmed case	New confirmed cases within 24 hours	Deaths
1	Yangon	44,335	901	1,271
2	Bago	2,994	63	3
3	Rakhine	2,937	13	18
4	Mandalay	2,198	70	9
5	Ayeyarwaddy	1,310	23	6
6	Magway	781	12	1
7	Mon	675	18	10
8	Sagaing	452	18	1
9	Kayin	363	2	6
10	Naypyitaw	303	2	3
11	Thanintharyi	239	3	-
12	Kachin	143	1	-
13	Shan (South)	88	7	1
14	Chin	70	2	1
15	Shan (North)	34	1	-
16	Shan (East)	14	-	-
17	Kayah	4	-	-
<b>Total</b>		<b>56,940</b>	<b>1,136</b>	<b>1,330</b>

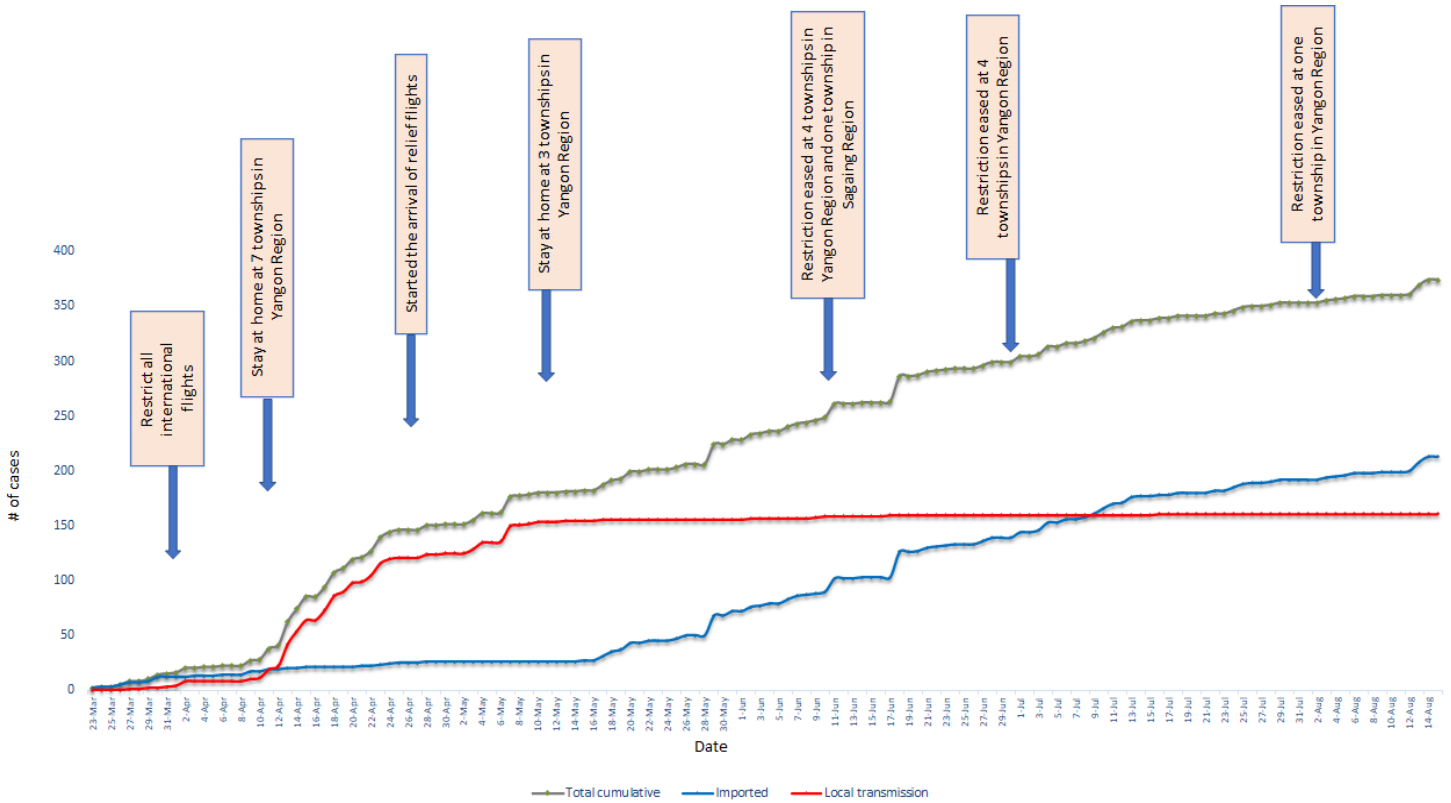
\*No. of new cases by State and Region are counted according to epidemiology situation



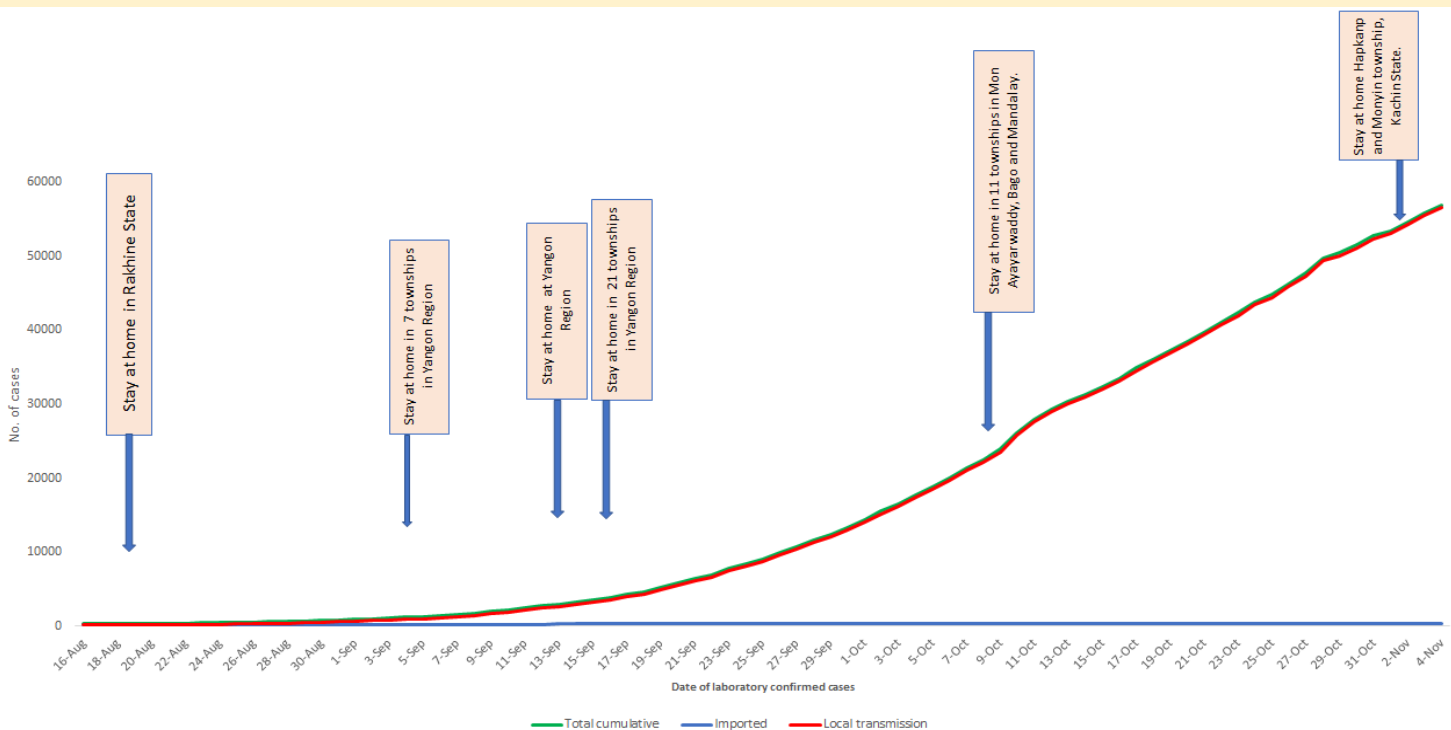
# COVID-19 confirmed cases by types of transmissions (as of 4.11.2020) n=56,940



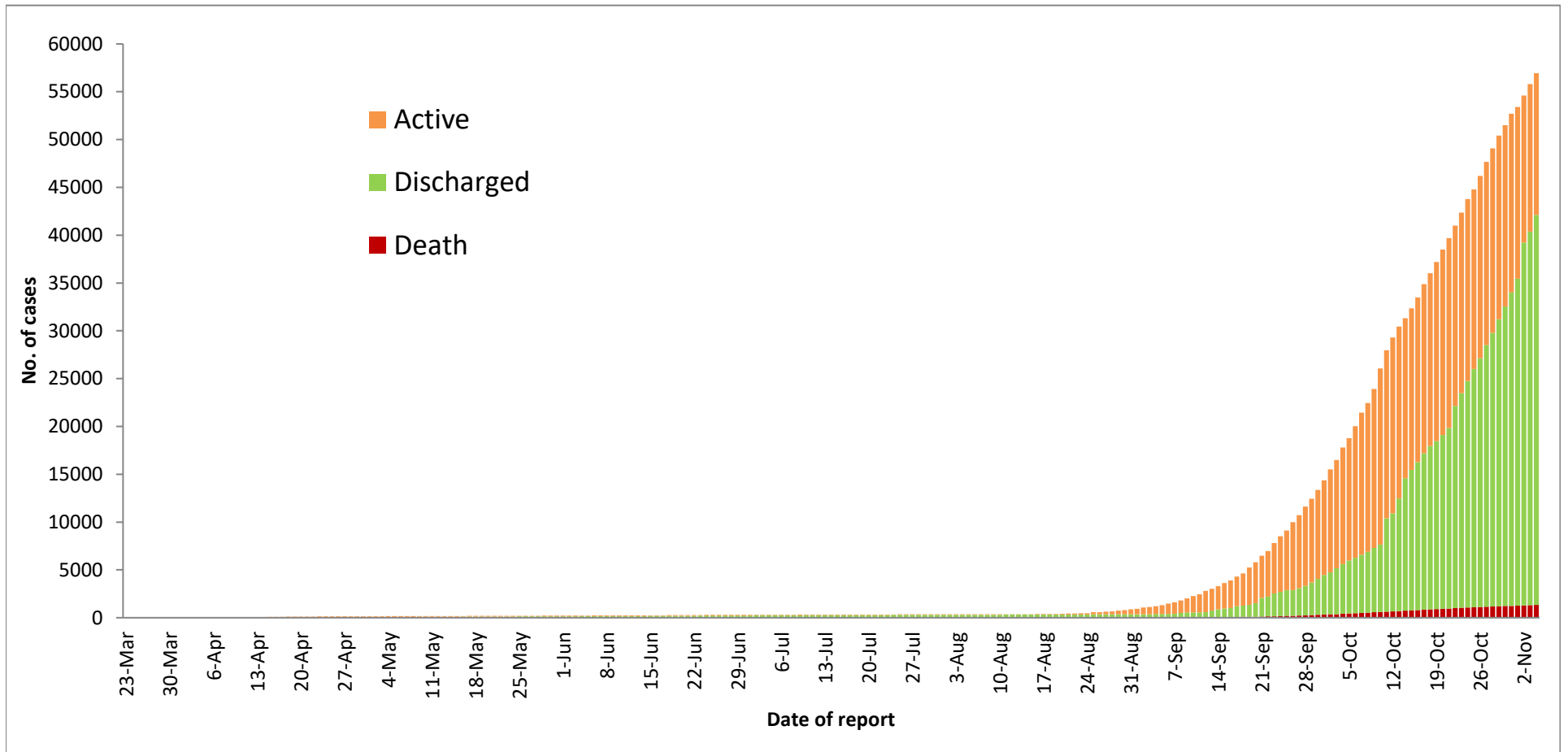
Total cumulative number of cases, imported and local transmission cases by date (23.3.2020- 15.8.2020), n= 374



Total cumulative number of cases, imported and local transmission cases by date (16.8.2020- 4.11.2020)



**Cumulative Number of active confirmed cases, discharged and deaths (23.3.2020 – 4.11.2020), n (cumulative)=56,940**



\* Discharged criteria for COVID-19 patients was changed on 10.10.2020

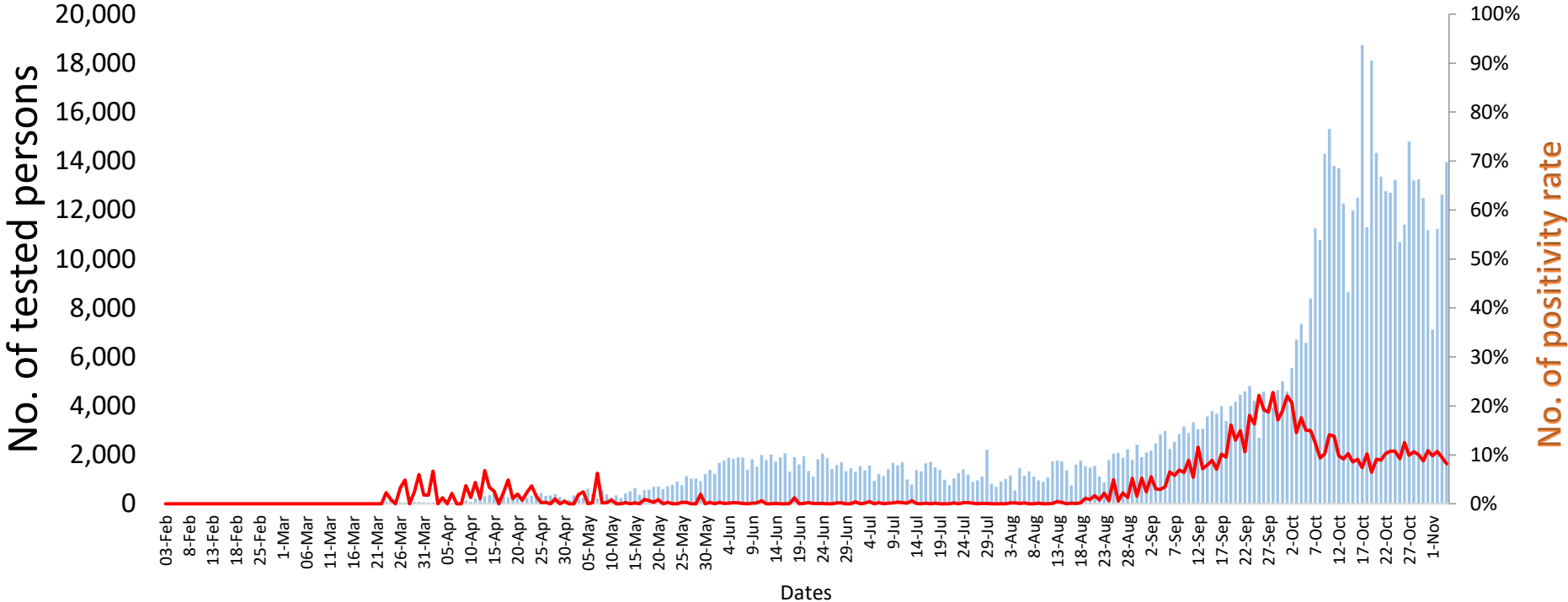
Summary of current situation		
Type	New (3.11.2020-4.11.2020)	Total (on 4.11.2020)
Suspected and Person Under Investigation (PUI)	494	1,623
Hospital Quarantine	32	259
Facility Quarantine	2,883	46,839

Person under Investigation (PUI) by State/Region hospitals (31.1.2020 – 4.11.2020) n= 33,497	No. of Facility Quarantine sites and Quarantined people on 4.11.2020
--	--

No.	State/Region	PUI	No.	State/Region	No. of facilities	Total no. of quarantine
1	Yangon	22,413	1	Ayeyarwaddy	1,569	12,790
2	Mandalay	4,085	2	Yangon	324	9,887
3	Mon	1,018	3	Bago	926	5,078
4	Kayin	714	4	Sagaing	839	3,048
5	Ayeyarwaddy	681	5	Magway	469	2,760
6	Rakhine	636	6	Mandalay	162	2,631
7	Magway	606	7	Kachin	224	1,716
8	Bago	566	8	Kayin	210	1,650
9	Shan (N)	425	9	Rakhine	280	1,458
10	Thanintharyi	323	10	Naypyitaw	7	1,292
11	Naypyitaw	199	11	Mon	25	1,234
12	Sagaing	196	12	Shan South	118	1,032
13	Shan (E)	180	13	Tanintharyi	153	1,022
14	Shan (S)	167	14	Shan North	412	560
15	Kachin	115	15	Kayah	12	323
16	Kayah	97	16	Shan East	20	200
17	Chin	78	17	Chin	24	158
<b>Total</b>		33,497	<b>Total</b>		5,774	46,839

\*Facility quarantine rule changed from 21 days to 14 days on 11-9-2020 while 7 days home quarantine rule remain unchanged.

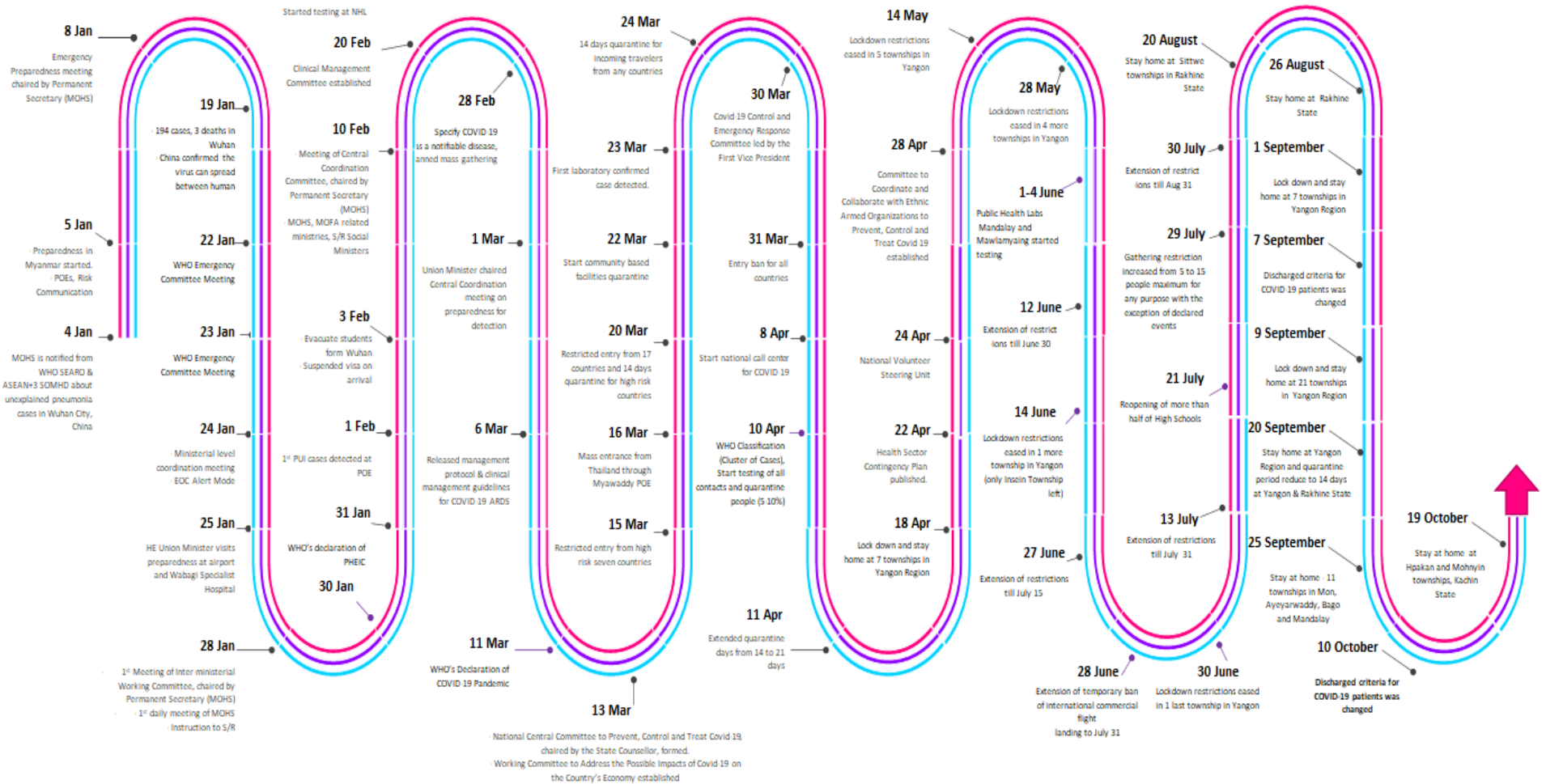
### COVID-19 positivity rate by date (as of 4.11.2020)



Total tested persons - 677,484  
 Total confirmed cases - 56,940

Tested person      Positivity rate

# Timeline of Preparedness and Response to COVID-19 in Myanmar (as of 4.11.2020)



Hotline Number — 0673 420 268

Data source - CEU, DMS, NHL, PHL (MDY and MLM), DMR, DSGH, State and Region Health Departments