



Ministry of Health and Sports (Myanmar)

Department of Public Health

Central Epidemiology Unit

(11 September 2020)

Coronavirus Disease 2019 (COVID-19)

Situation Report - 157

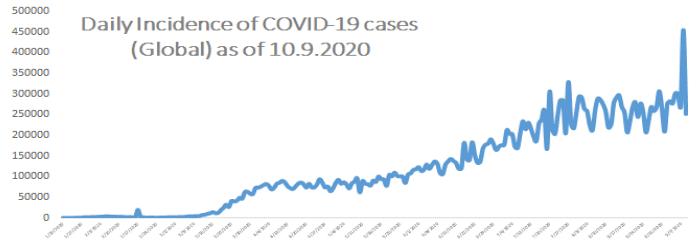
Data as reported by States and Regions by 10 September 2020

WHO Coronavirus Disease (COVID-19) Dashboard data as of 3:36 PM CEST 10 September 2020

Confirmed cases
27,738,179

Deaths
899,916

Case Fatality Rate
3.2 %



Myanmar Situation

Total Tested
188,372

Confirmed Cases
2,265

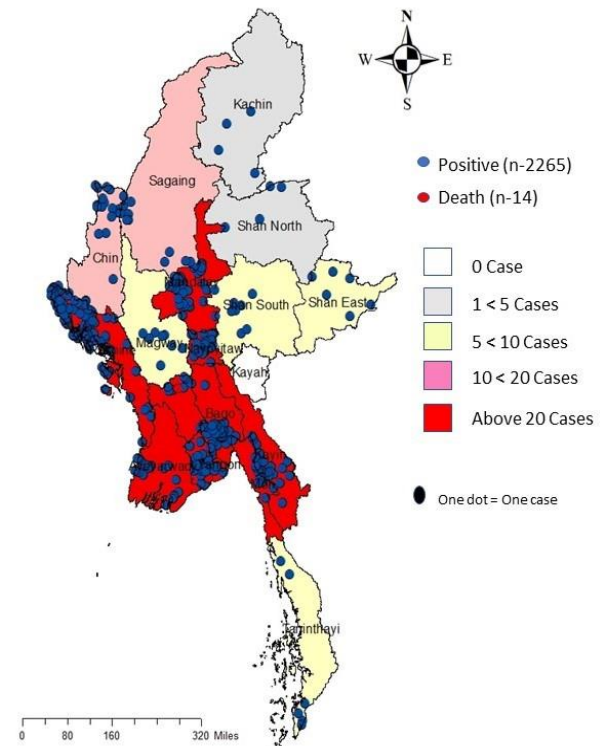
Negative
186,107

Discharged
538
23.8% of Confirmed cases

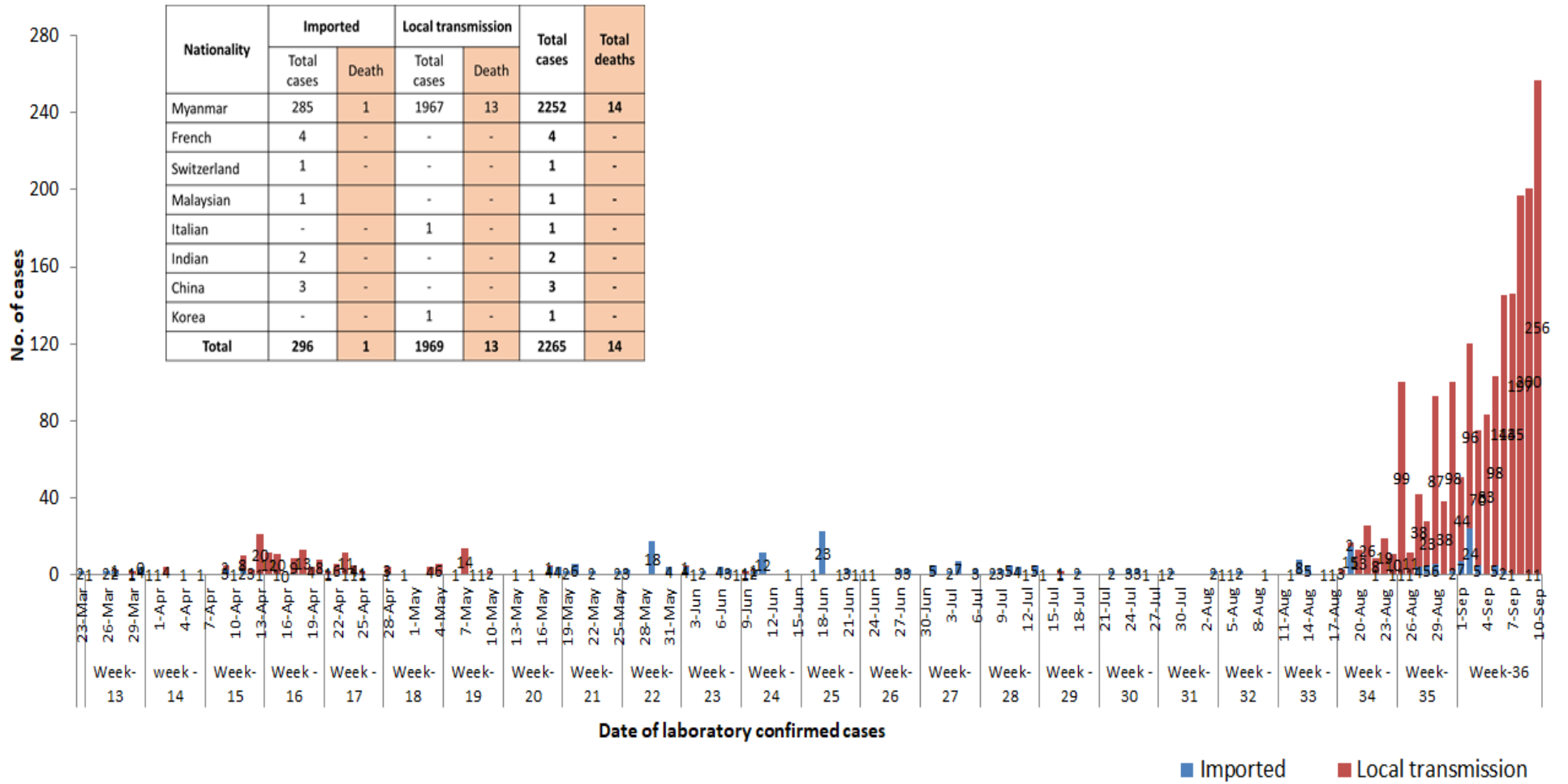
Death
14
0.6% of Confirmed cases

No	State/Region	COVID-19 Confirmed case	Discharged	Deaths
1	Yangon	1268 (217 new)	276	12
2	Rakhine	690 (19 new)	164	-
3	Mandalay	79 (13 new)	5	1
4	Bago	60	7	-
5	Kayin	32 (2 new)	29	-
6	Mon	29 (3 new)	3	1
7	Naypyitaw	22 (1 new)	2	-
8	Chin	18	18	-
9	Ayeyarwaddy	21 (1 new)	3	-
10	Sagaing	11	10	-
11	Shan (South)	8	6	-
12	Magway	8	4	-
13	Thanintharyi	6	3	-
14	Shan (East)	6	3	-
15	Kachin	4	2	-
16	Shan (North)	3	3	-
17	Kayar	-	-	-
Total		2265(257 new)	538	14

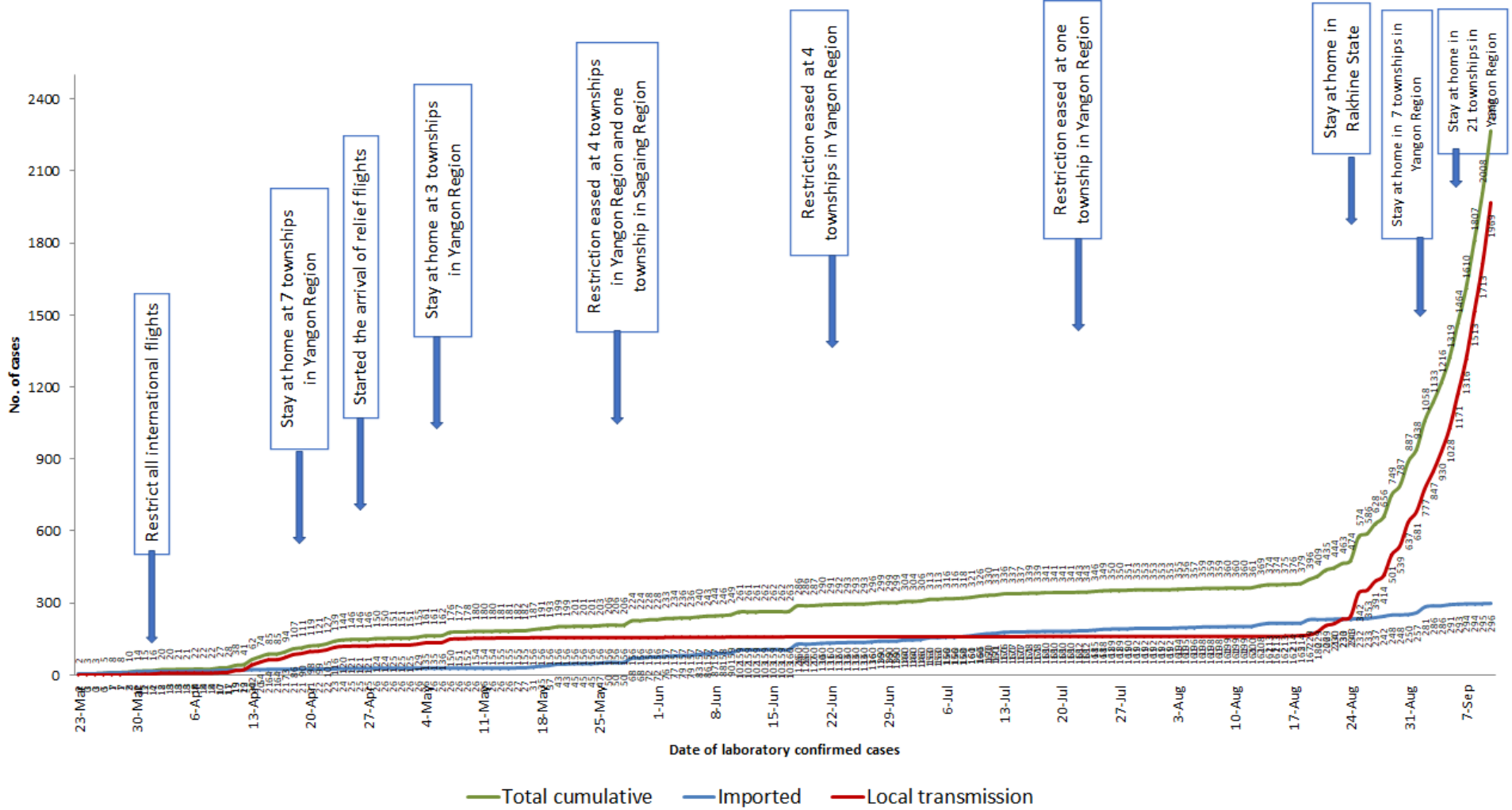
Map showing COVID-19 laboratory confirmed cases



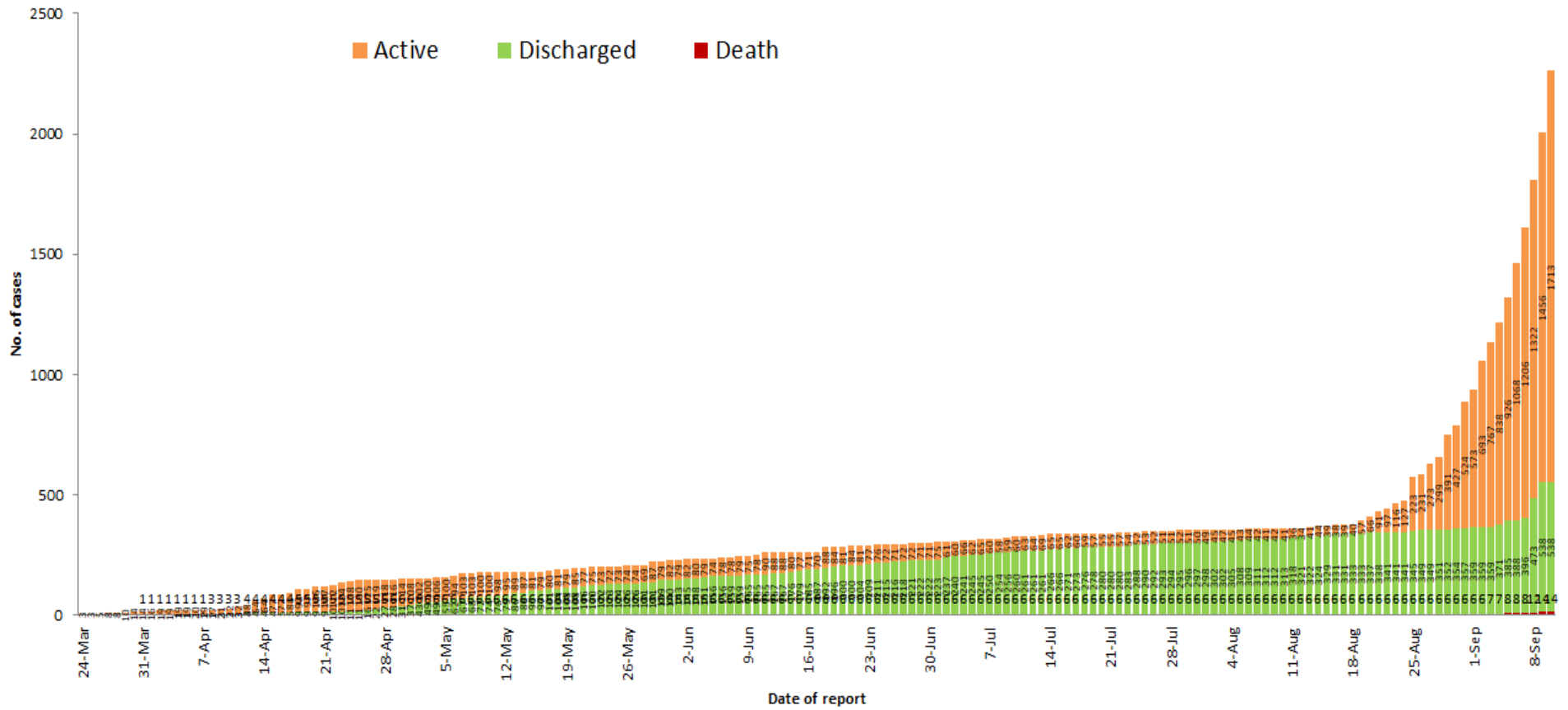
COVID-19 confirmed cases by types of transmissions (as of 10.9.2020) n=2,265



Total laboratory confirmed cases by date (as of 10.9.2020), n= 2,265



Cumulative Number of active confirmed cases, recovered and deaths (23.3.2020 – 10.9.2020), n (cumulative)=2,265



Summary of current situation

Type	New (9.9.2020-10.9.2020)	Total (on 10.9.2020)
Suspected and Person Under Investigation (PUI)	229	673
Hospital Quarantine	16	220
Facility Quarantine	2,179	31,483

Person under Investigation (PUI) by State/Region hospitals (31.1.2020 – 10.9.2020) n= 8,941

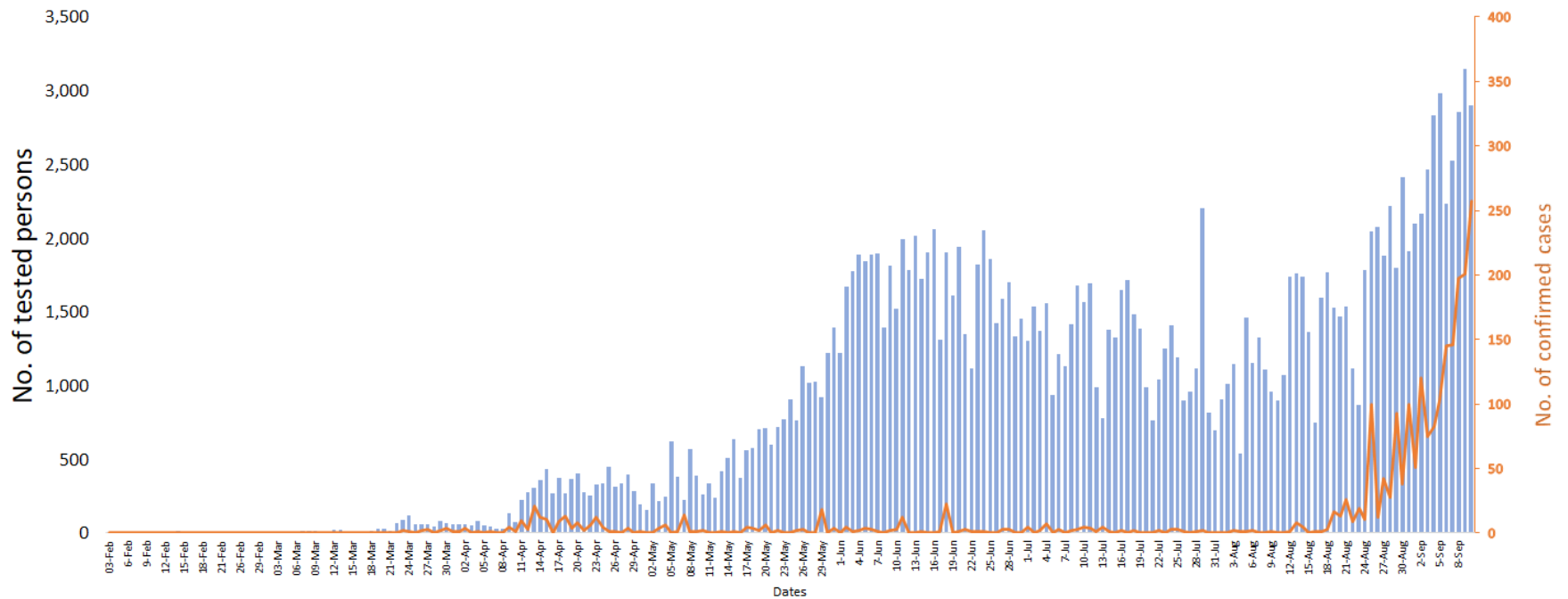
No. of Facility Quarantine sites and Quarantined people on 10.9.2020

No.	State/Region	PUI	No.	State/Region	No. of facilities	Total no. of quarantine
1	Yangon	4750	1	Yangon	86	6683
2	Mandalay	1719	2	Rakhine	466	2991
3	Kayin	405	3	Ayeyarwaddy	490	2849
4	Mon	358	4	Mandalay	277	2845
5	Shan (N)	277	5	Mon	238	2806
6	Magway	269	6	Bago	214	2757
7	Bago	204	7	Kayin	359	2239
8	Rakhine	156	8	Sagaing	375	2035
9	Shan (E)	134	9	Tanintharyi	189	1887
10	Ayeyarwaddy	127	10	Magway	48	1316
11	Shan (S)	118	11	Shan South	78	1139
12	Sagaing	96	12	Naypyitaw	9	1121
13	Thanintharyi	92	13	Kachin	150	1065
14	Kayah	84	14	Shan North	298	279
15	Naypyitaw	69	15	Chin	20	186
16	Kachin	46	16	Shan East	7	116
17	Chin	37	17	Kayah	18	84
Total		8,941	Total		3,252	31,483

*Facility quarantine rule changed from 21 days to 14 days on 11-9-2020 while 7 days home quarantine rule remain unchanged.

- First two confirmed cases were detected on 23 March 2020.
- Local transmission are increased during April and May 2020 due to big religious cluster in Yangon.
- After religious cluster, imported cases were mainly detected due to returnees from other countries.
- In August, local transmission were dramatically raised in Rakhine State firstly and other big clusters were detected in –
 - Mandalay- Myingyan cluster
 - Yangon – Thingangyun cluster.

COVID-19 confirmed cases among tested by date (as of 10.9.2020)

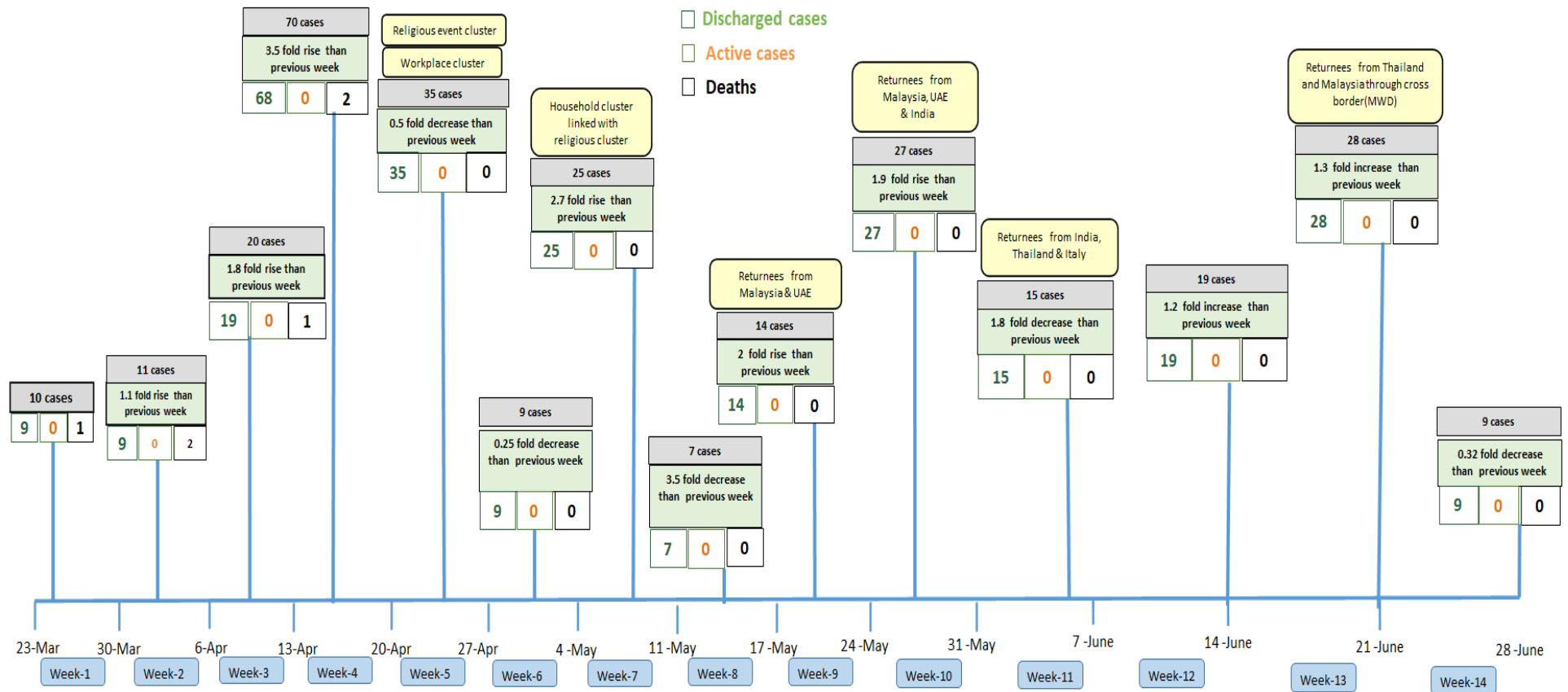


Total tested persons - 188,372

Total confirmed cases - 2,265

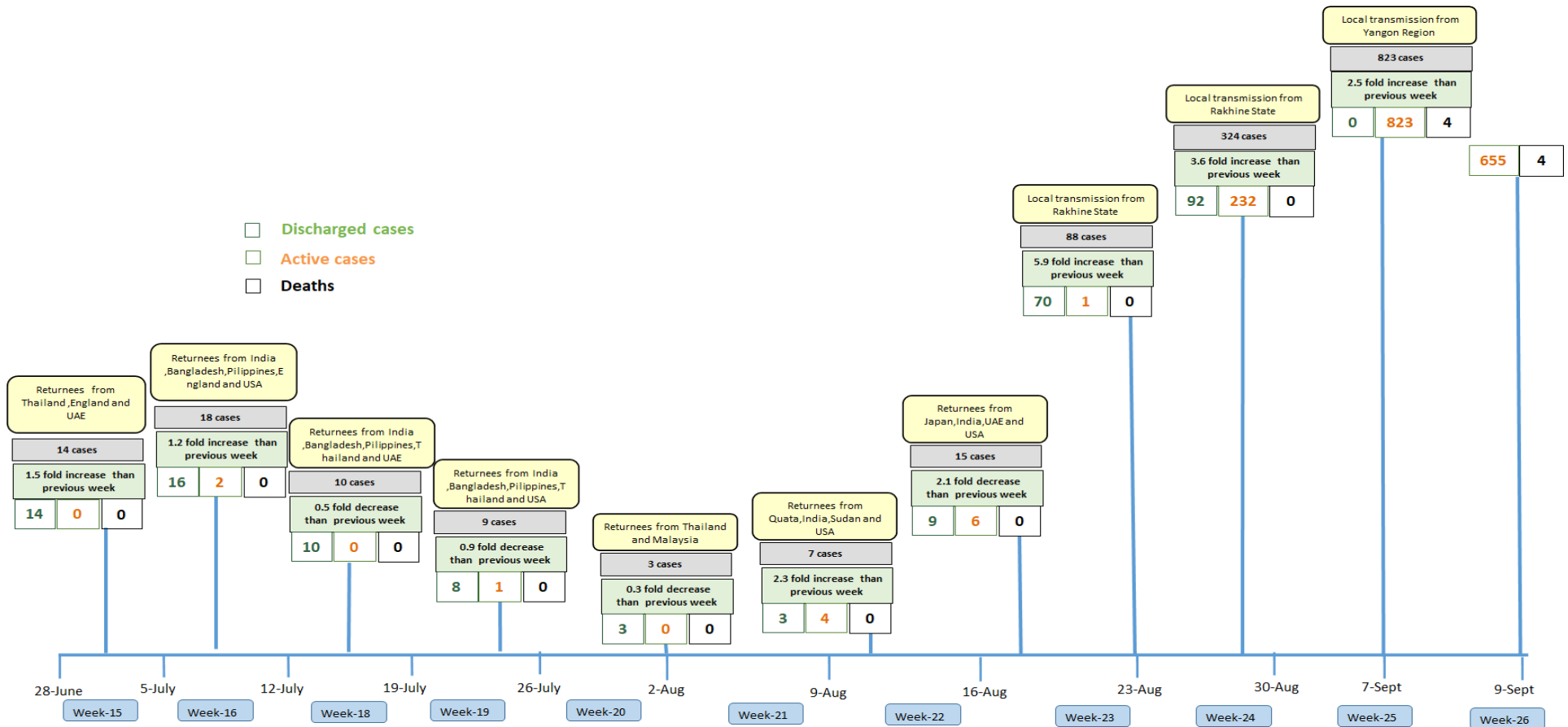
■ Tested person — Confirmed case

Summary of new confirmed cases detection after first two cases (as of 10.9.2020)



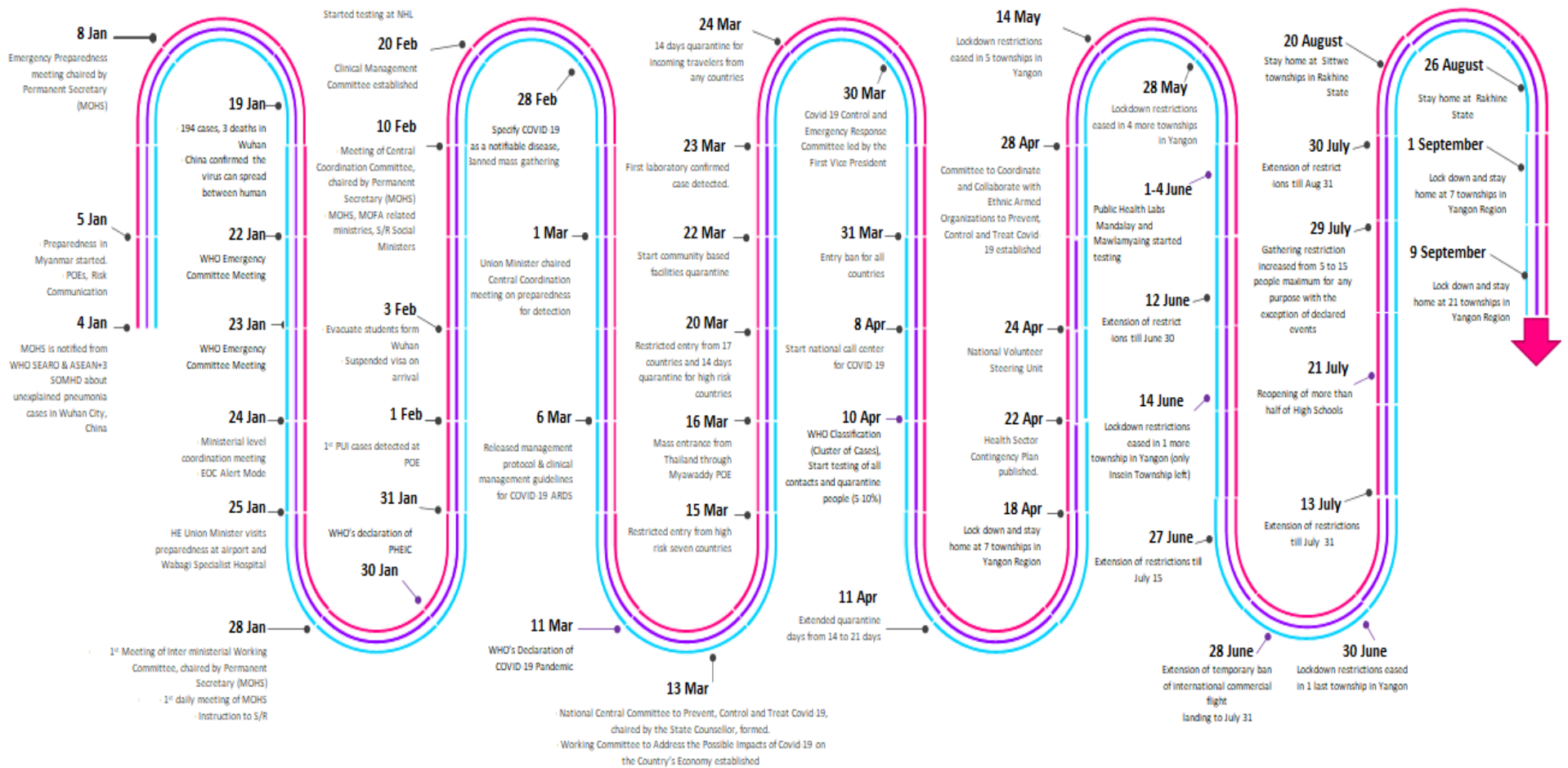
- Confirmed cases were detected as a peak in the 4th week after first confirmed cases due to the religious event cluster.
- Confirmed cases were decreased but still raised than the first 3 weeks due to the religious event cluster and workplace cluster.
- There were an increased in numbers of cases in the 7th week after the first two cases due to the household cluster linked with a religious cluster.
- Confirmed cases were detected by a nearly two-fold rise in the 9th and 10th weeks after the first two cases because of returnees coming back by relief flights.

Summary of new confirmed cases detection after first two cases (as of 10.9.2020)



- Confirmed cases were detected as a peak in the 4th week after first confirmed cases due to the religious event cluster.
- Confirmed cases were decreased but still raised than the first 3 weeks due to the religious event cluster and workplace cluster.
- There were an increased in numbers of cases in the 7th week after the first two cases due to the household cluster linked with a religious cluster.
- Confirmed cases were detected by a nearly two-fold rise in the 9th and 10th weeks after the first two cases because of returnees coming back by relief flights.

Timeline of Preparedness and Response to COVID-19 in Myanmar (as of 10.9.2020)



Hotline Number — 0673 420 268

Data source - CEU, DMS, NHL, PHL (MDY and MLM), DMR, DSGH, State and Region Health Departments