



Ministry of Health and Sports (Myanmar)

Department of Public Health

Central Epidemiology Unit

(8 October 2020)

Coronavirus Disease 2019 (COVID-19)

Situation Report - 184

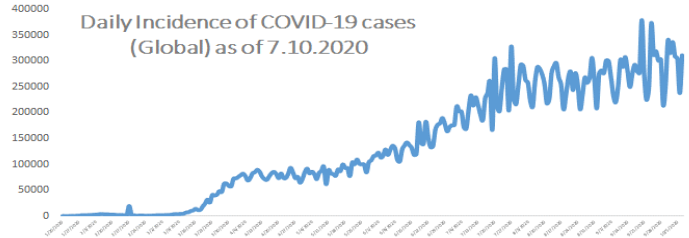
Data as reported by States and Regions by 7 October 2020

WHO Coronavirus Disease (COVID-19) Dashboard data as of 4:23 PM CEST 7 October 2020

Confirmed cases
35,659,007

Deaths
1044,269

Case Fatality Rate
2.9%



Myanmar Situation

Total Tested
317,765

Confirmed Cases
21,433

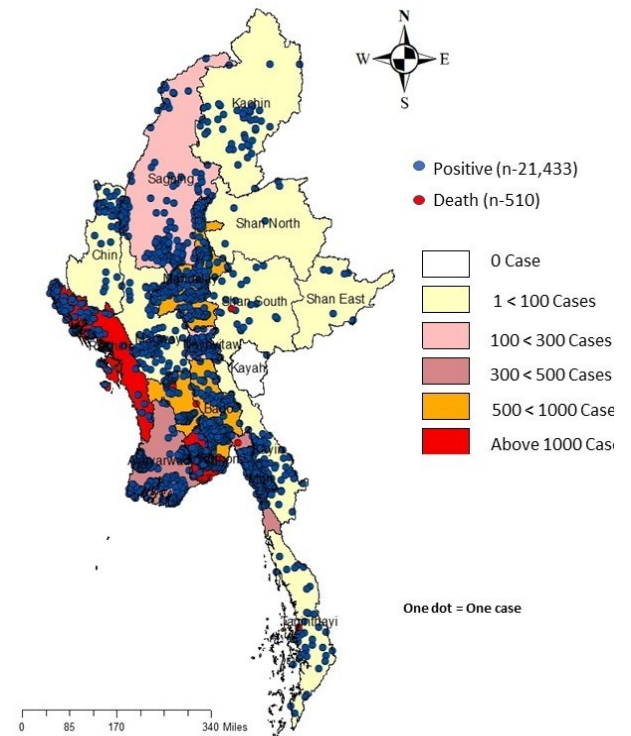
Negative
296,332

Discharged
6,084
28.4% of Confirmed cases

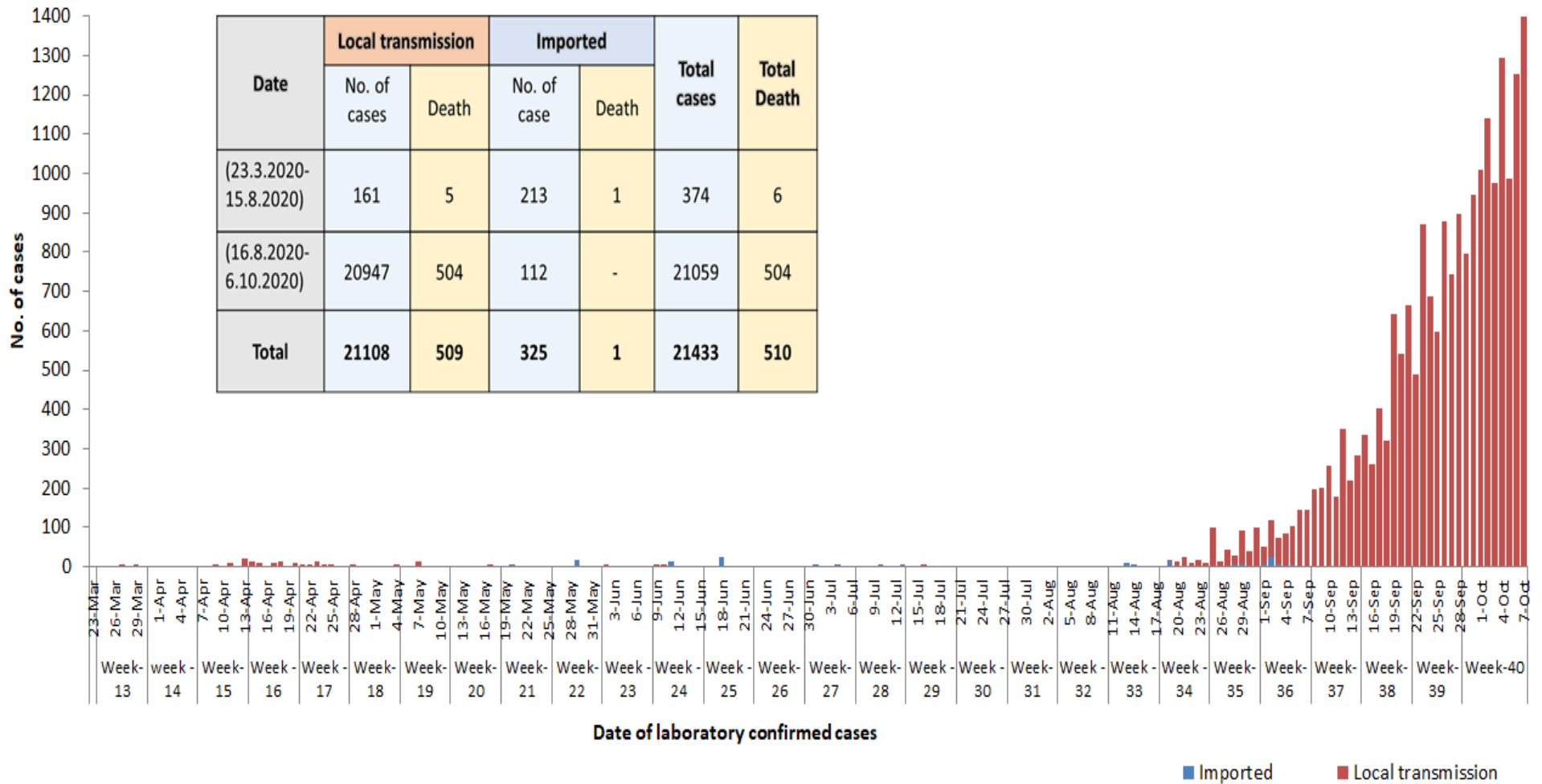
Death
510
2.4% of Confirmed cases

No	State/Region	COVID -19 Confirmed case	New confirmed cases within 24 hours	Deaths
1	Yangon	17,014	1,261	482
2	Rakhine	1,852	6	7
3	Bago	569	27	3
4	Mandalay	552	24	2
5	Ayeyarwaddy	435	26	3
6	Mon	334	17	7
7	Naypyitaw	180	9	3
8	Sagaing	131	7	-
9	Thanintharyi	83	-	1
10	Magway	81	3	-
11	Kachin	53	1	-
12	Kayin	51	2	1
13	Chin	44	5	-
14	Shan (South)	43	12	1
15	Shan (East)	6	-	-
16	Shan (North)	5	-	-
17	Kayah	-	-	-
Total		21,433	1,400	510

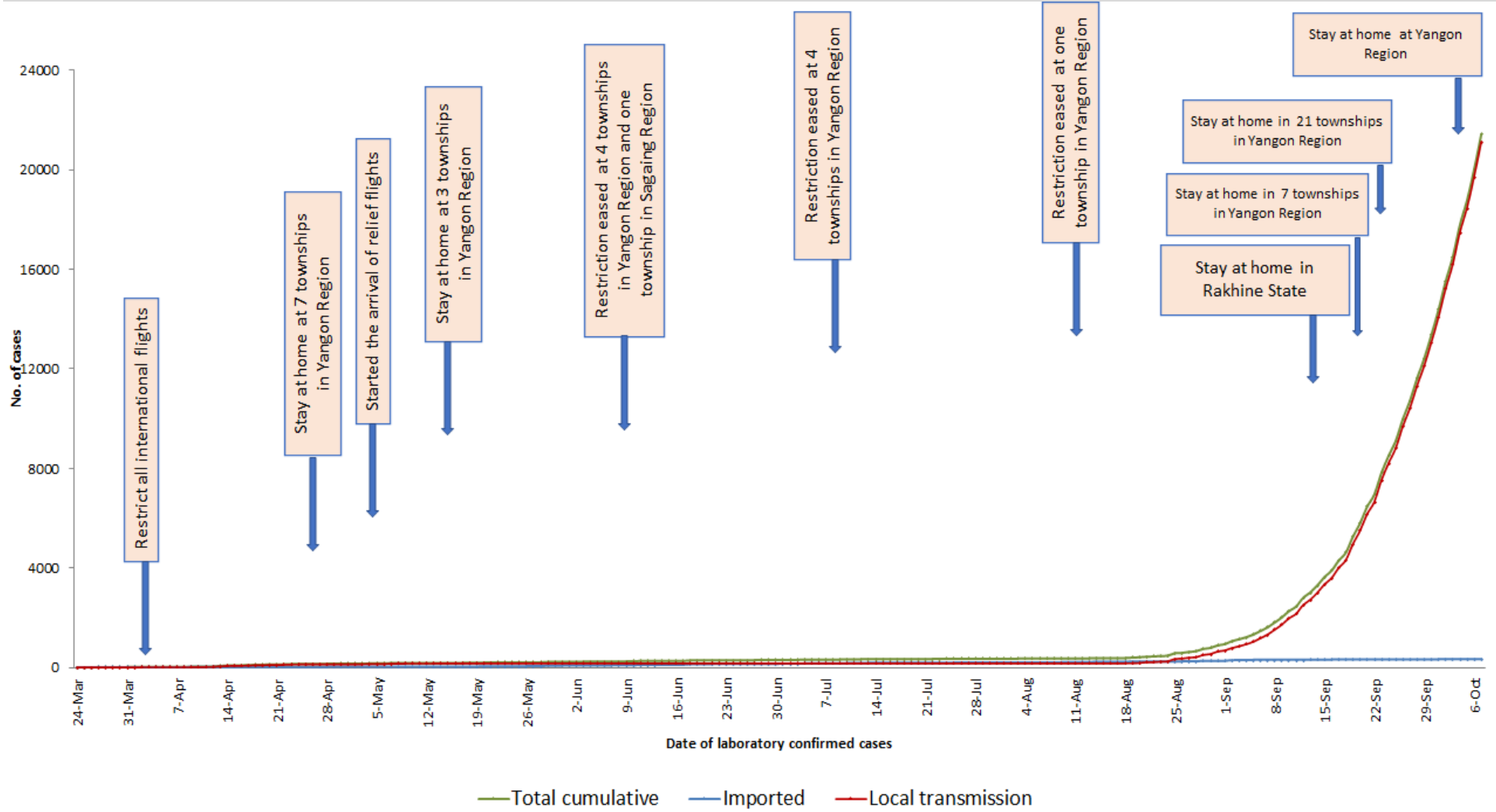
Map showing COVID-19 laboratory confirmed cases



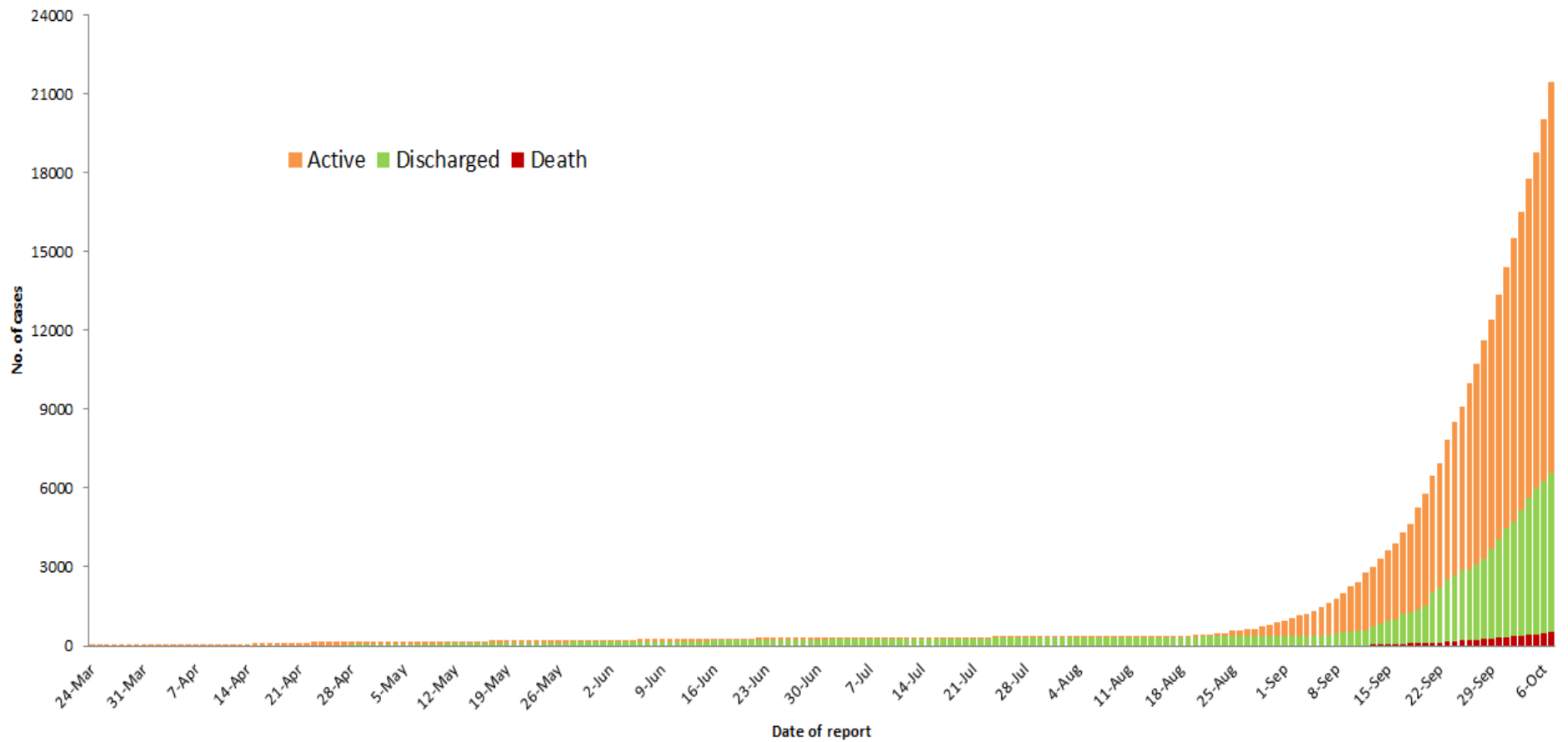
COVID-19 confirmed cases by types of transmissions (as of 7.10.2020) n=21,433



Total laboratory confirmed cases by date (as of 7.10.2020), n= 21,433



Cumulative Number of active confirmed cases, recovered and deaths (23.3.2020 – 7.10.2020), n (cumulative)=21,433



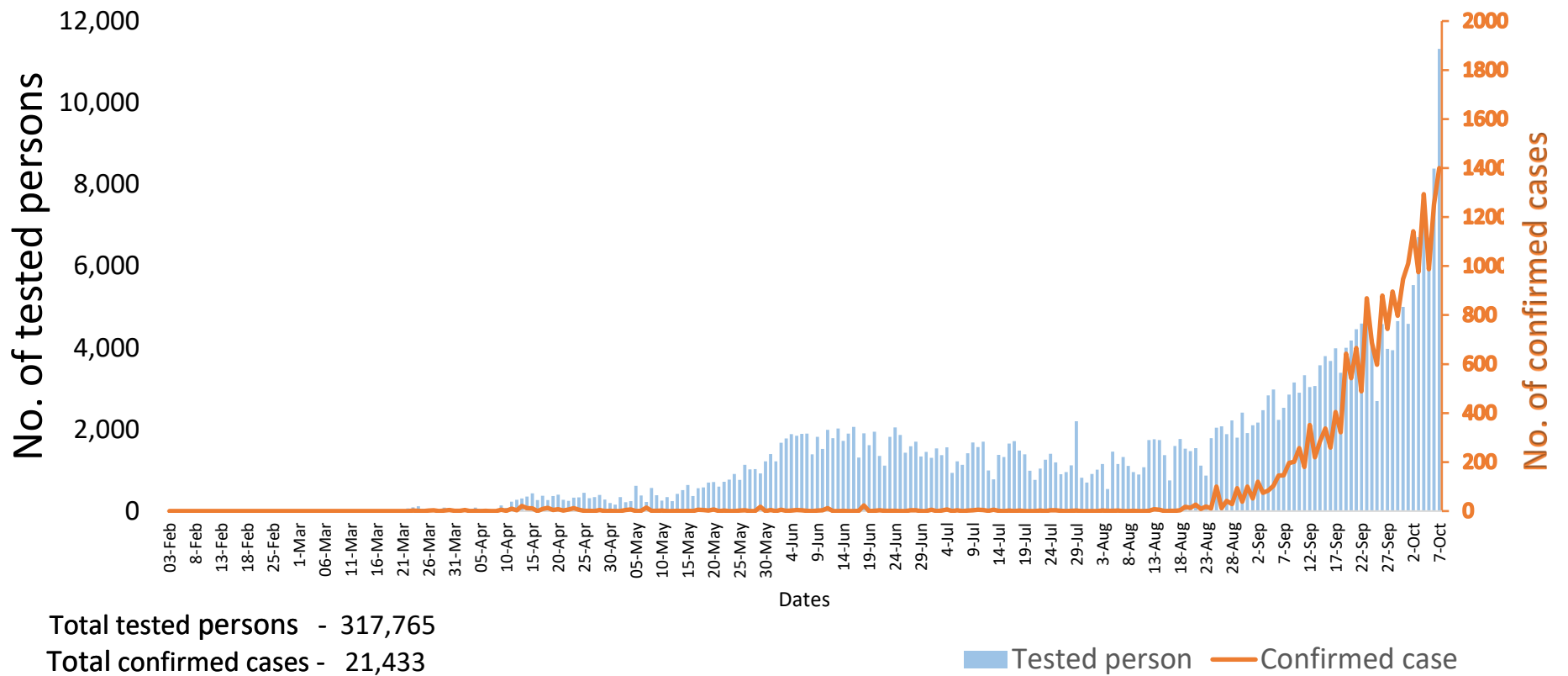
Summary of current situation		
Type	New (6.10.2020-7.10.2020)	Total (on 7.10.2020)
Suspected and Person Under Investigation (PUI)	582	1,938
Hospital Quarantine	25	408
Facility Quarantine	2,609	43,143

Person under Investigation (PUI) by State/Region hospitals (31.1.2020 – 7.10.2020) n= 19,696	No. of Facility Quarantine sites and Quarantined people on 7.10.2020
--	--

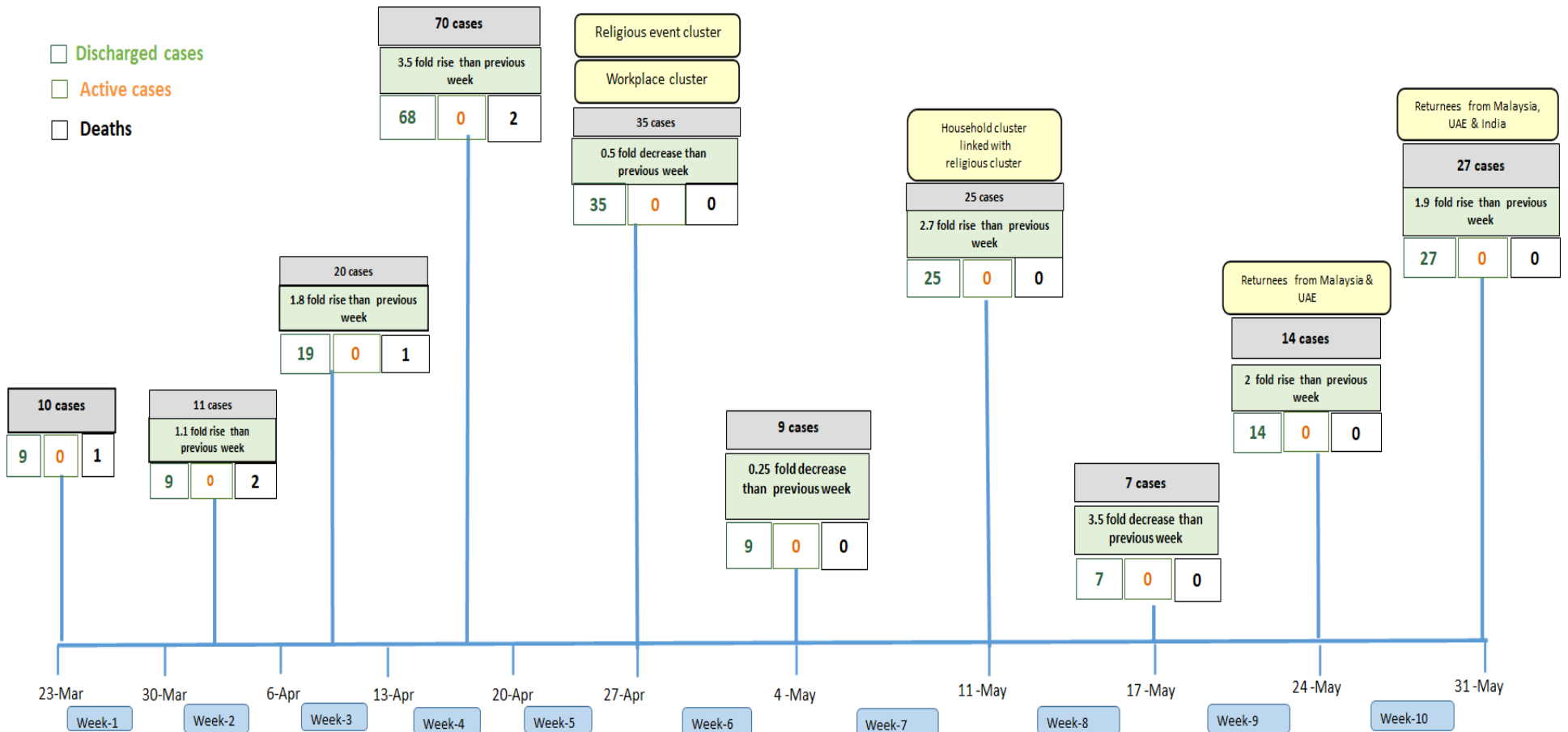
No.	State/Region	PUI	No.	State/Region	No. of facilities	Total no. of quarantine
1	Yangon	12870	1	Bago	1,030	7,195
2	Mandalay	2676	2	Ayeyarwaddy	911	5,670
3	Mon	754	3	Sagaing	670	4,401
4	Kayin	498	4	Magway	603	4,347
5	Magway	433	5	Yangon	87	4,317
6	Rakhine	419	6	Kachin	306	3,573
7	Bago	366	7	Mandalay	394	2,978
8	Ayeyarwaddy	362	8	Mon	78	1,978
9	Shan (N)	354	9	Kayin	301	1,850
10	Thanintharyi	159	10	Rakhine	291	1,522
11	Shan (S)	154	11	Shan South	122	1,495
12	Shan (E)	150	12	Shan North	402	1,087
13	Sagaing	145	13	Tanintharyi	153	1,029
14	Naypyitaw	116	14	Naypyitaw	11	798
15	Kachin	96	15	Chin	30	417
16	Kayah	87	16	Kayah	12	246
17	Chin	57	17	Shan East	19	240
Total		19,696	Total		5,420	43,143

*Facility quarantine rule changed from 21 days to 14 days on 11-9-2020 while 7 days home quarantine rule remain unchanged.

COVID-19 confirmed cases among tested by date (as of 7.10.2020)

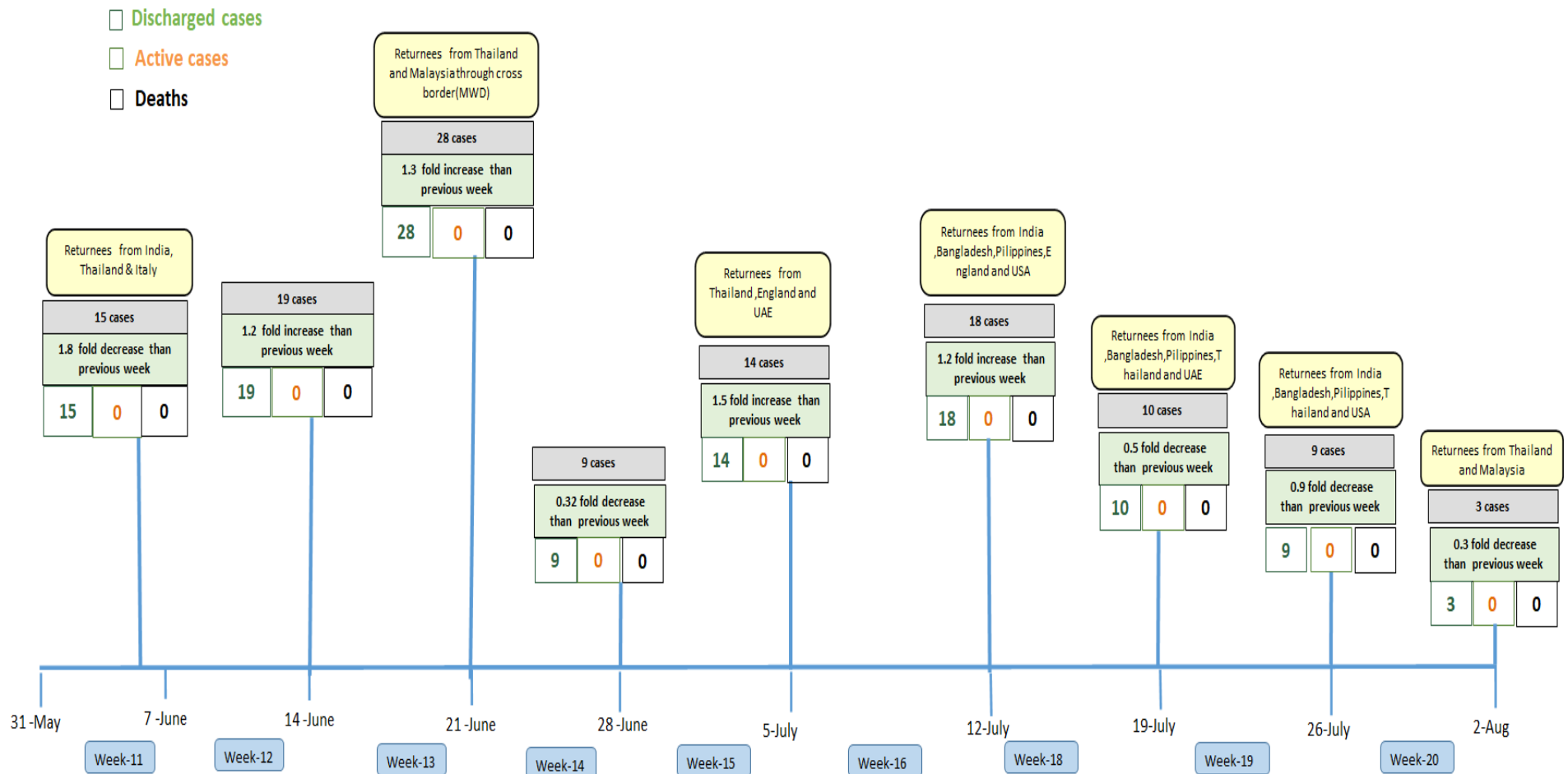


Summary of new confirmed cases detection after first two cases (as of 7.10.2020)



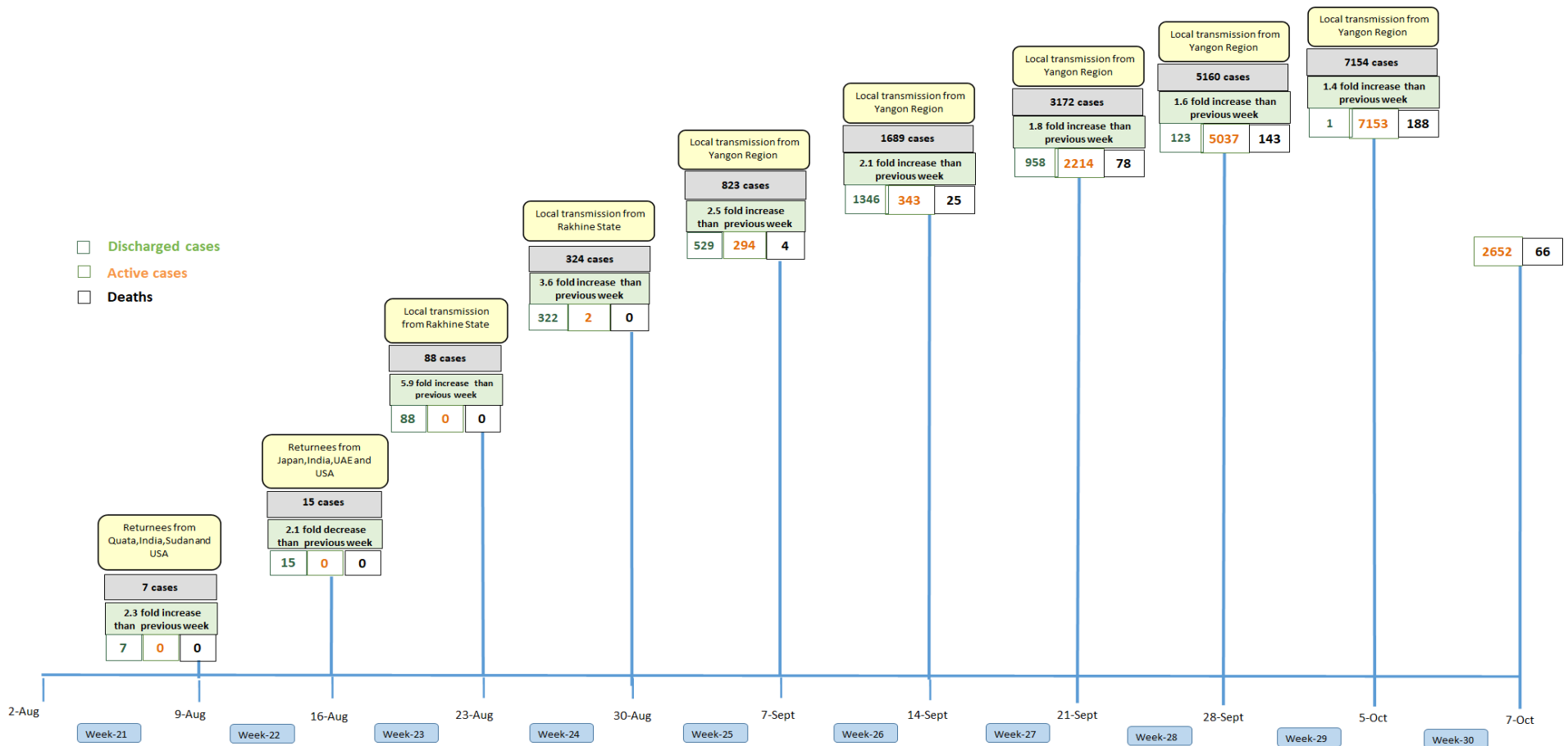
- Confirmed cases were detected as a peak in the 4th week after first confirmed cases due to the religious event cluster.
- Confirmed cases were decreased but still raised than the first 3 weeks due to the religious event cluster and workplace cluster.
- There were an increased in numbers of cases in the 7th week after the first two cases due to the household cluster linked with a religious cluster.
- Confirmed cases were detected by a nearly two-fold rise in the 9th and 10th weeks after the first two cases because of returnees coming back by relief flights.

Summary of new confirmed cases detection after first two cases (as of 7.10.2020)



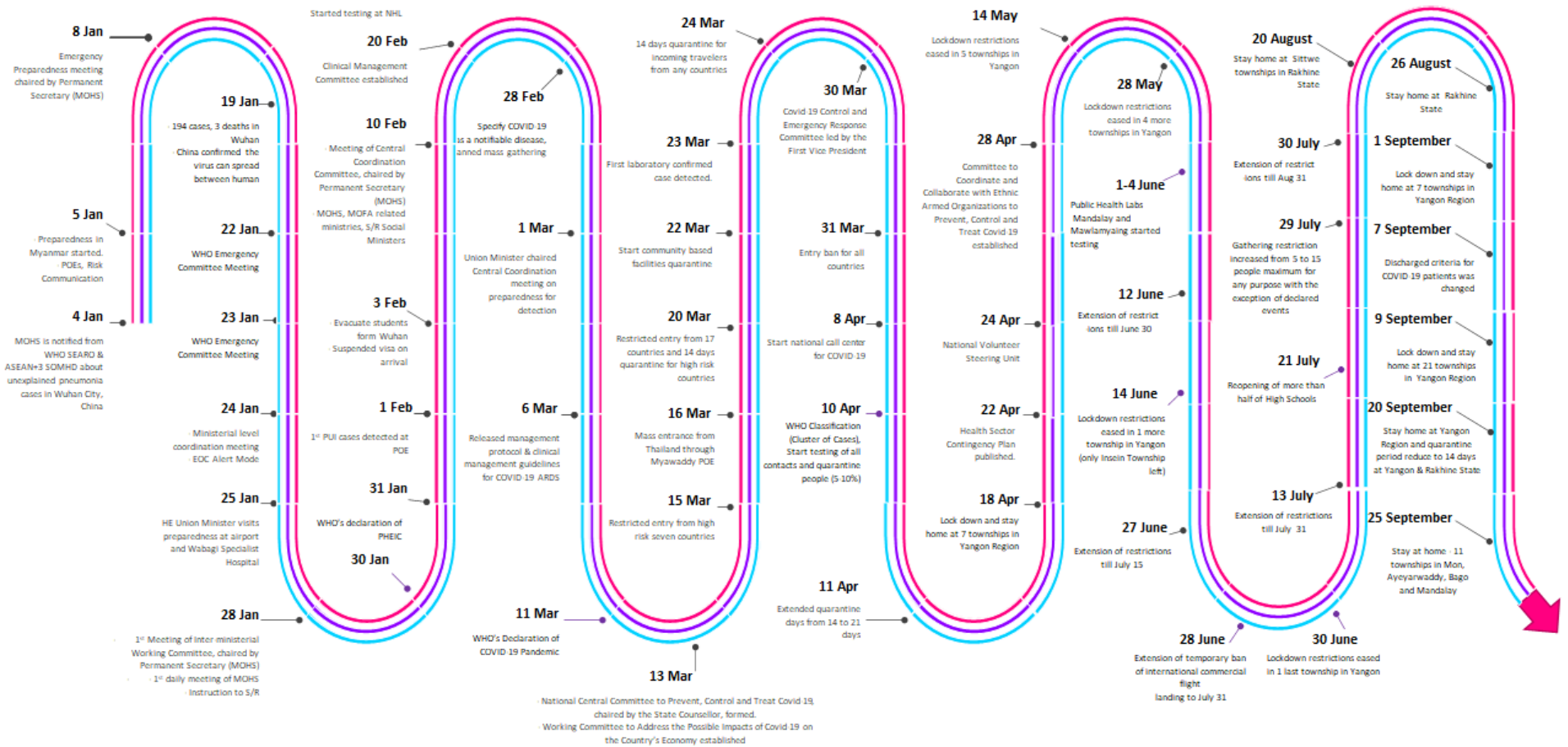
- Confirmed cases were detected as a peak in the 4th week after first confirmed cases due to the religious event cluster.
- Confirmed cases were decreased but still raised than the first 3 weeks due to the religious event cluster and workplace cluster.
- There were an increased in numbers of cases in the 7th week after the first two cases due to the household cluster linked with a religious cluster.
- Confirmed cases were detected by a nearly two-fold rise in the 9th and 10th weeks after the first two cases because of returnees coming back by relief flights.

Summary of new confirmed cases detection after first two cases (as of 7.10.2020)



- Confirmed cases were detected as a peak in the 4th week after first confirmed cases due to the religious event cluster.
- Confirmed cases were decreased but still raised than the first 3 weeks due to the religious event cluster and workplace cluster.
- There were an increased in numbers of cases in the 7th week after the first two cases due to the household cluster linked with a religious cluster.
- Confirmed cases were detected by a nearly two-fold rise in the 9th and 10th weeks after the first two cases because of returnees coming back by relief flights.

Timeline of Preparedness and Response to COVID-19 in Myanmar (as of 7.10.2020)



Hotline Number— 0673 420 268

Data source - CEU, DMS, NHL, PHL (MDY and MLM), DMR, DSGH, State and Region Health Departments