



Ministry of Health and Sports (Myanmar)

Department of Public Health

Central Epidemiology Unit

(26 October 2020)

Situation Report -202

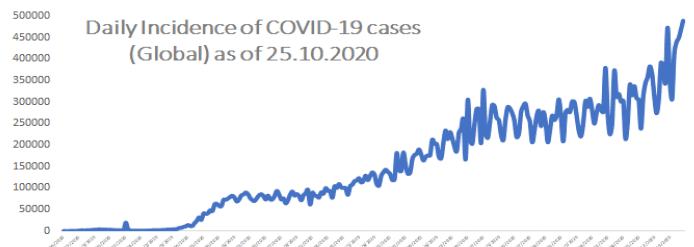
Coronavirus Disease 2019 (COVID-19)

WHO Coronavirus Disease (COVID-19) Dashboard data as of 2:09 PM CEST 25 October 2020

Confirmed cases
42,512,186

Deaths
1,147,301

Case Fatality Rate
2.7%



Myanmar Situation

Data as reported by States and Regions by 25 October 2020

Total Tested-556,237

44,774

Confirmed Cases

24,920

Discharged

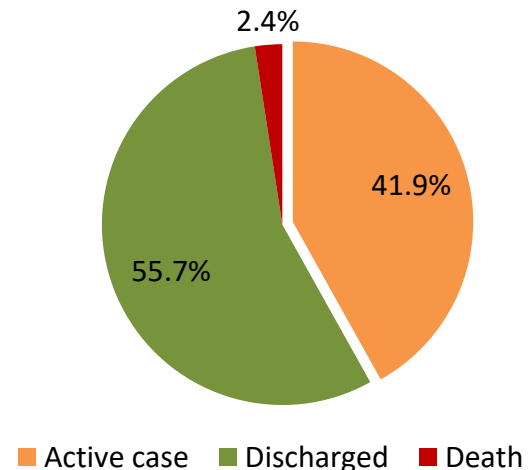
511,463

Negative

1,095

Death

Current Situation of Confirmed cases (23.3.2020-25.10.2020), n=44,774



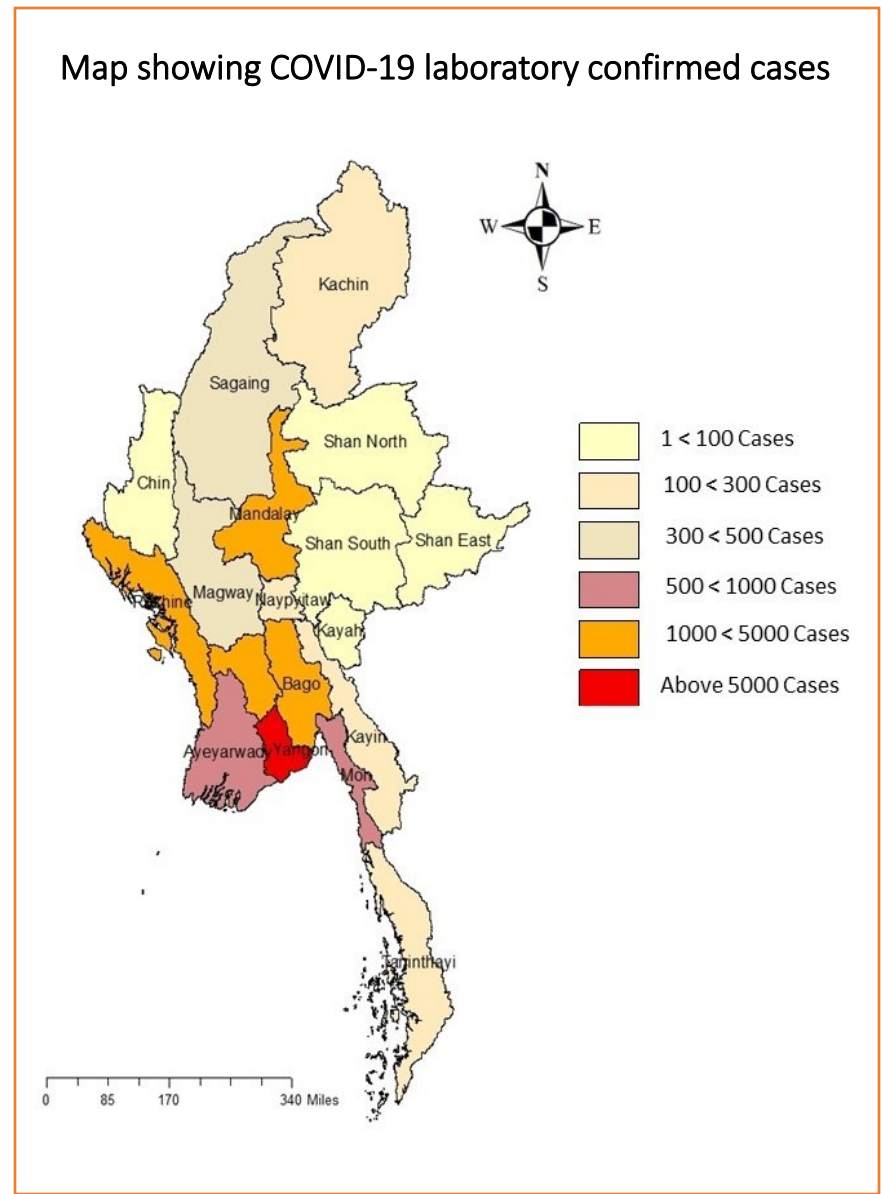
COVID-19 confirmed cases by two phases (23.3.2020 – 25-10-2020), n=44,774

Date	Local transmission		Imported		Total cases	Total Death
	No. of cases	Death	No. of case	Death		
(23.3.2020-15.8.2020)	161	5	213	1	374	6
(16.8.2020-25.10.2020)	44250	1089	150	-	44400	1089
Total	44411	1094	363	1	44774	1095

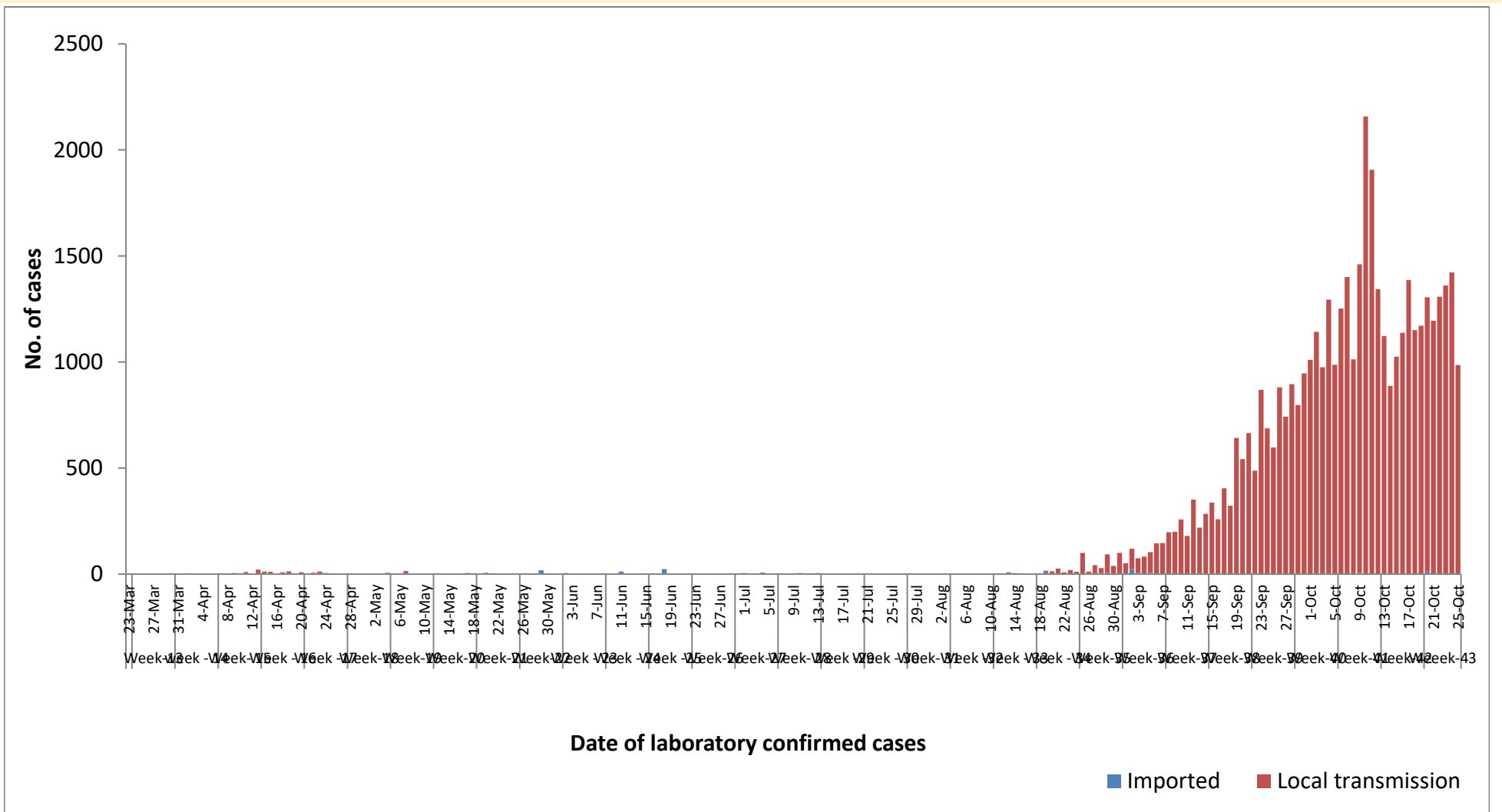
COVID-19 confirmed cases and death by State/Region (23.3.2020 – 25-10-2020), n=44,774

No	State/Region	COVID –19 Confirmed case	New confirmed cases within 24 hours	Deaths
1	Yangon	34,936	688	1,048
2	Rakhine	2,736	50	14
3	Bago	2,307	56	3
4	Mandalay	1,530	32	5
5	Ayeyarwaddy	887	31	5
6	Mon	584	6	8
7	Magway	499	99	1
8	Sagaing	327	10	1
9	Naypyitaw	269	4	3
10	Kayin	231	8	4
11	Thanintharyi	169	2	1
12	Kachin	130	-	-
13	Shan (South)	65	-	1
14	Chin	65	-	1
15	Shan (North)	27	-	-
16	Shan (East)	10	-	-
17	Kayah	2	-	-
Total		44,774	986	1,095

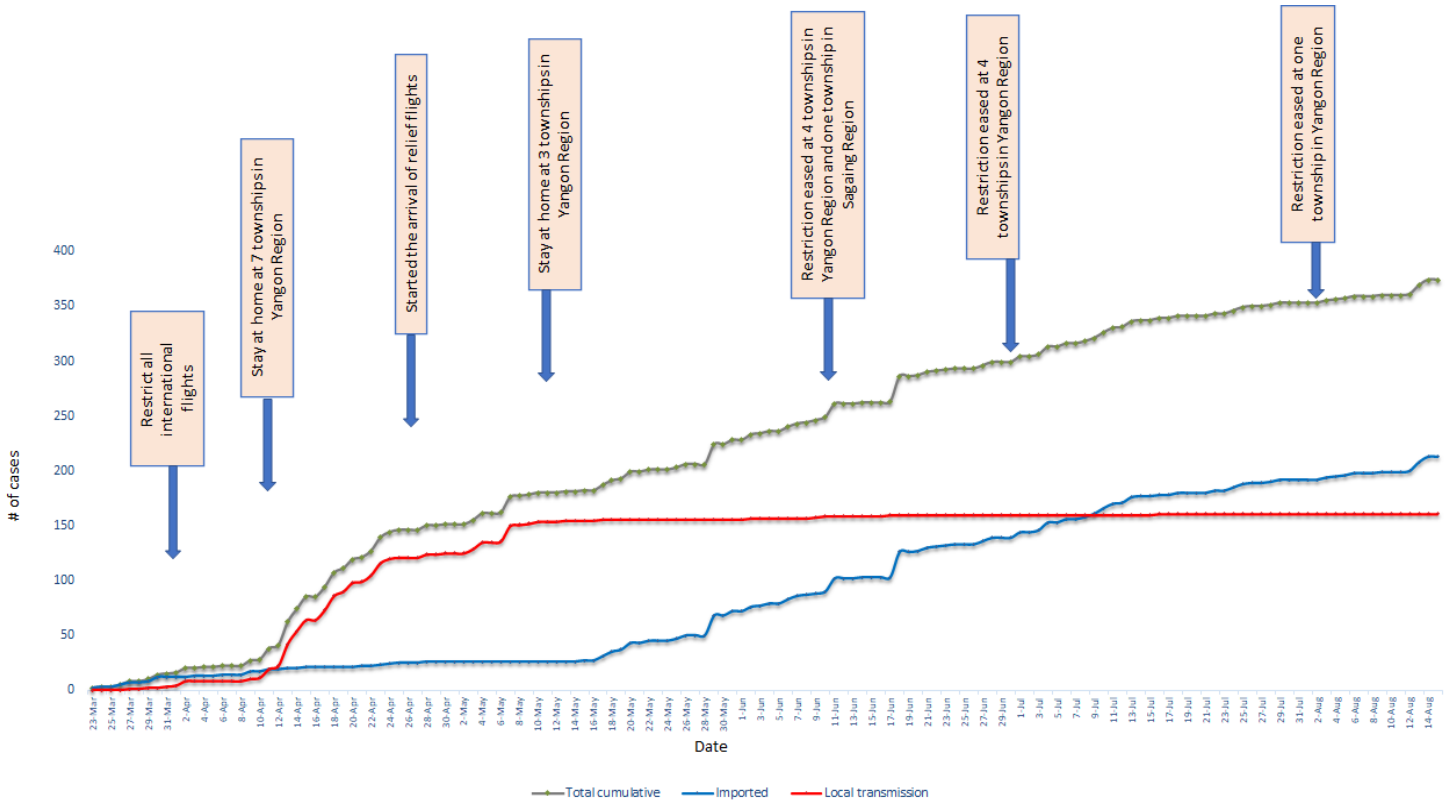
*No. of new cases by State and Region are counted according to epidemiology situation



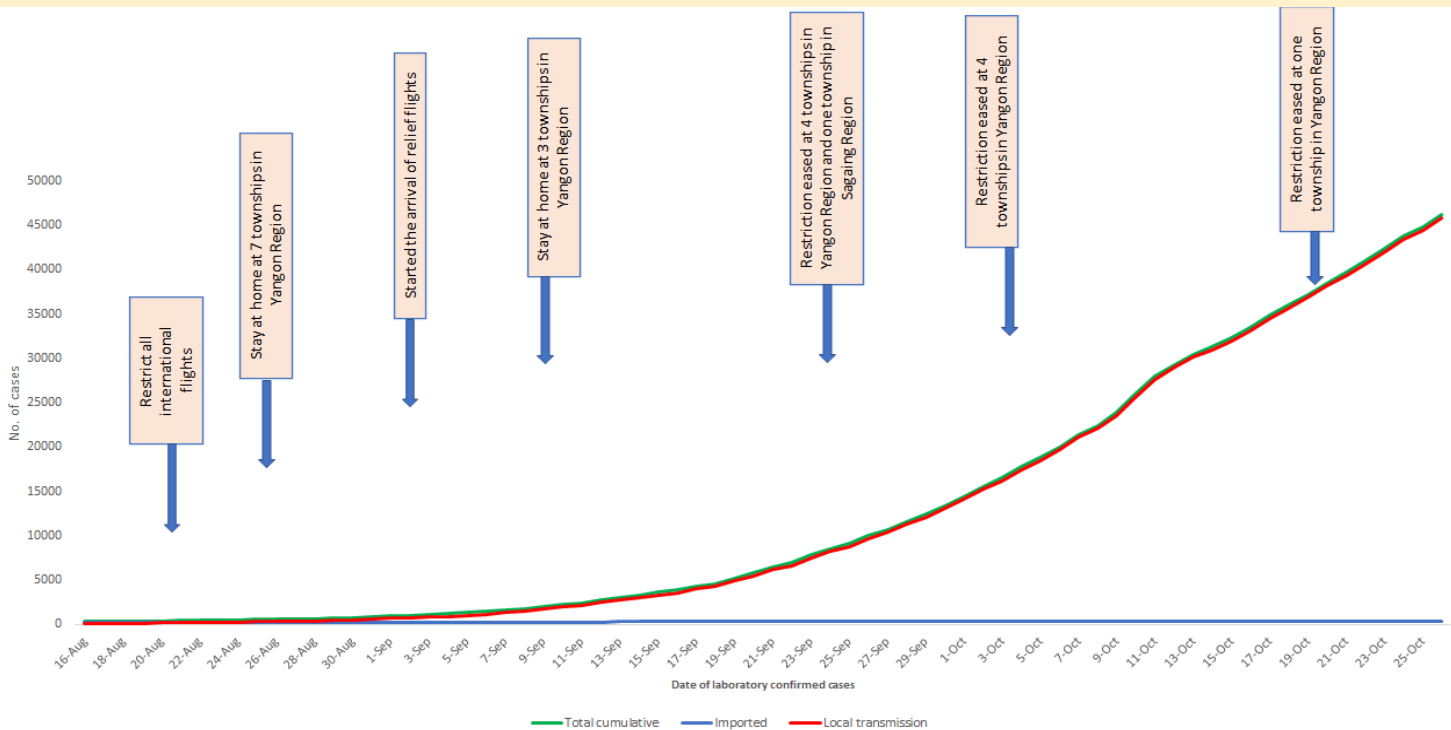
COVID-19 confirmed cases by types of transmissions (as of 25.10.2020) n=44,774



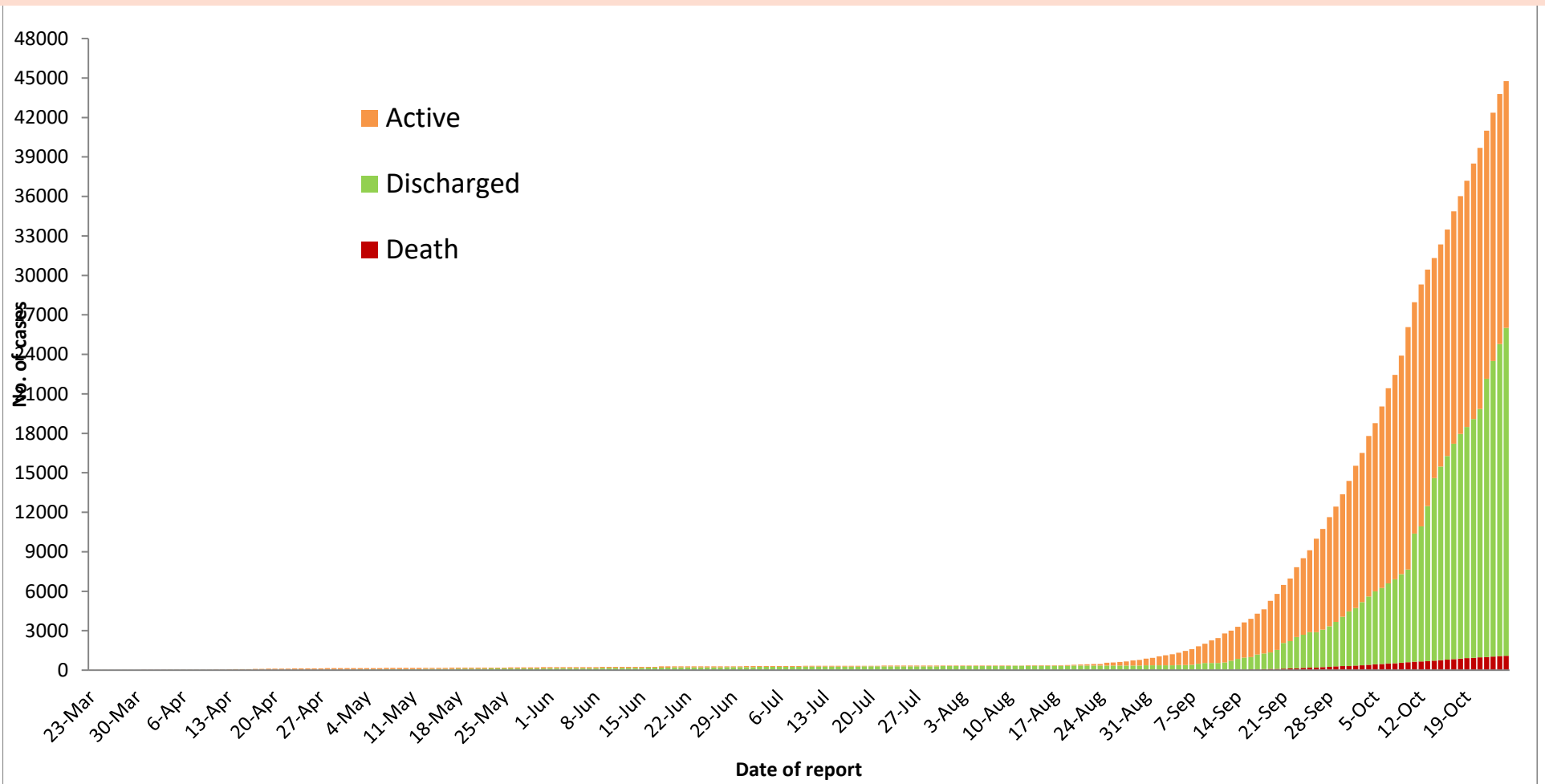
Total cumulative number of cases, imported and local transmission cases by date (23.3.2020- 15.8.2020), n= 374



Total cumulative number of cases, imported and local transmission cases by date (16.8.2020- 25.10.2020)



Cumulative Number of active confirmed cases, discharged and deaths (23.3.2020 – 25.10.2020), n (cumulative)=44,774



* Discharged criteria for COVID-19 patients was changed on 10.10.2020

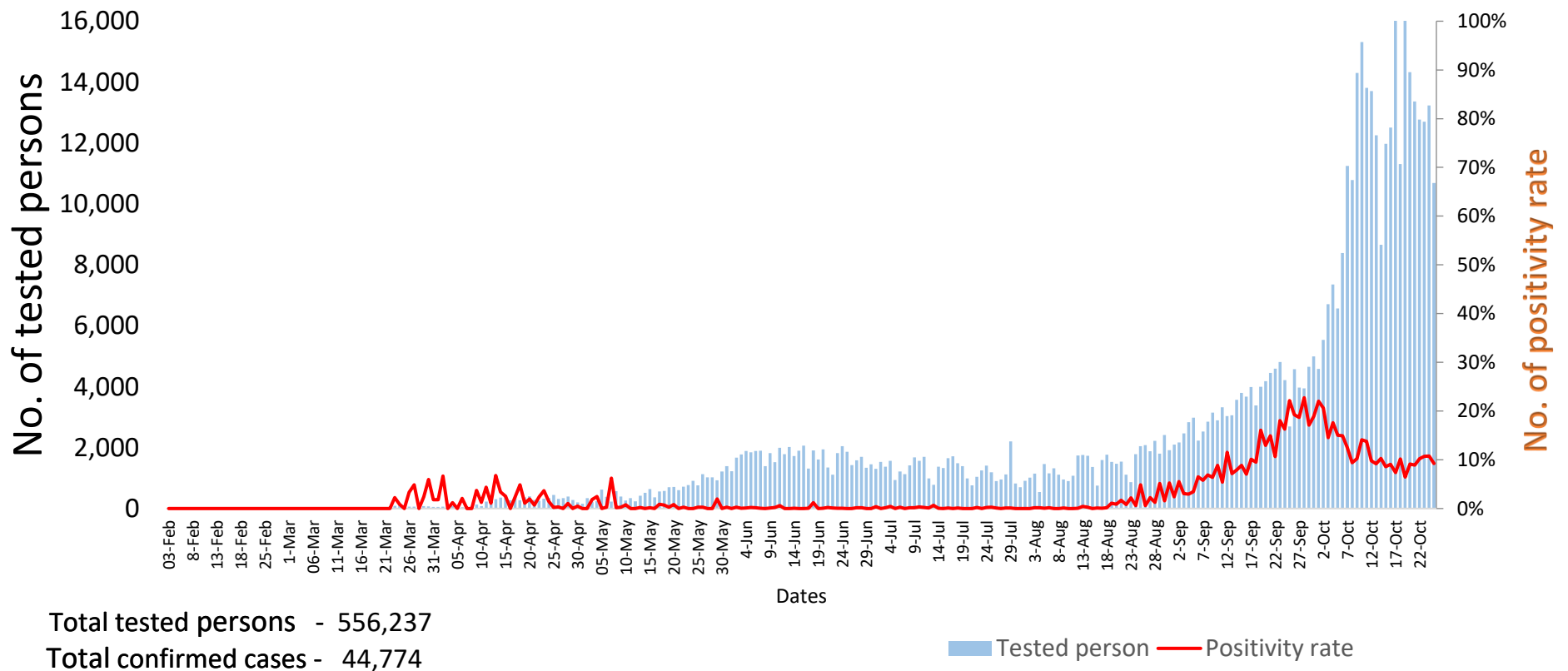
Summary of current situation		
Type	New (24.10.2020-25.10.2020)	Total (on 25.10.2020)
Suspected and Person Under Investigation (PUI)	446	1,546
Hospital Quarantine	23	247
Facility Quarantine	3,967	57,275

Person under Investigation (PUI) by State/Region hospitals (31.1.2020 – 25.10.2020) n= 28,796	No. of Facility Quarantine sites and Quarantined people on 25.10.2020
---	---

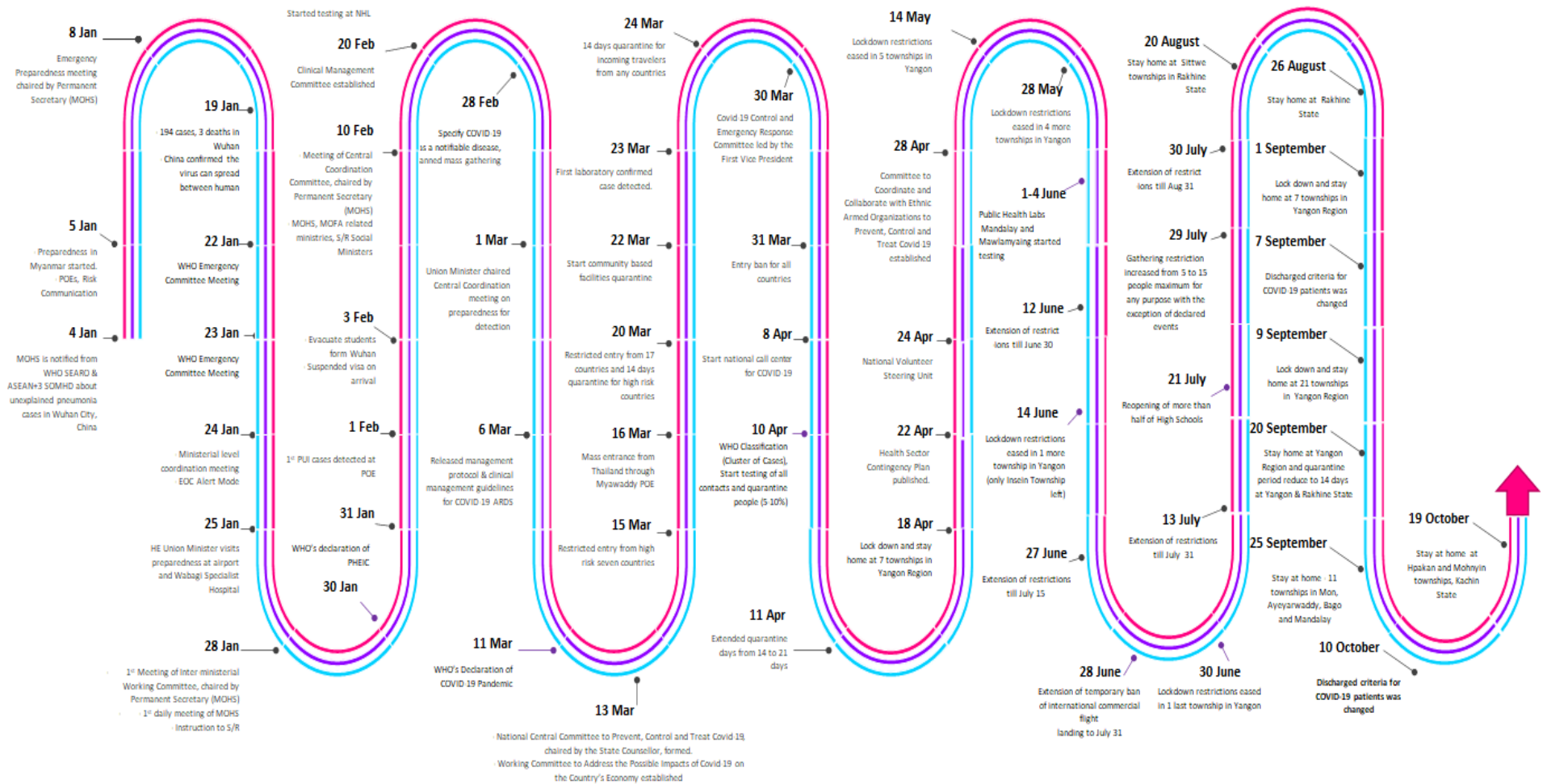
No.	State/Region	PUI	No.	State/Region	No. of facilities	Total no. of quarantine
1	Yangon	19,657	1	Ayeyarwaddy	1,353	13,584
2	Mandalay	3,668	2	Yangon	327	11,308
3	Mon	961	3	Bago	1,045	9,029
4	Kayin	628	4	Magway	599	4,409
5	Rakhine	612	5	Sagaing	839	3,681
6	Ayeyarwaddy	574	6	Mandalay	311	2,624
7	Magway	560	7	Kachin	275	2,476
8	Bago	497	8	Kayin	214	1,953
9	Shan(N)	397	9	Rakhine	289	1,674
10	Thanintharyi	268	10	Mon	32	1,411
11	Sagaing	188	11	Tanintharyi	153	1,282
12	Naypyitaw	174	12	Naypyitaw	9	1,175
13	Shan (E)	170	13	Shan South	118	895
14	Shan(S)	161	14	Shan North	413	840
15	Kachin	111	15	Shan East	22	404
16	Kayah	94	16	Kayah	12	352
17	Chin	76	17	Chin	29	178
Total		28,796	Total		6,040	57,275

*Facility quarantine rule changed from 21 days to 14 days on 11-9-2020 while 7 days home quarantine rule remain unchanged.

COVID-19 positivity rate by date (as of 25.10.2020)



Timeline of Preparedness and Response to COVID-19 in Myanmar (as of 25.10.2020)



Hotline Number — 0673 420 268

Data source - CEU, DMS, NHL, PHL (MDY and MLM), DMR, DSGH, State and Region Health Departments