



Ministry of Health and Sports (Myanmar)

Department of Public Health

Central Epidemiology Unit

(6 December 2020)

Situation Report -243

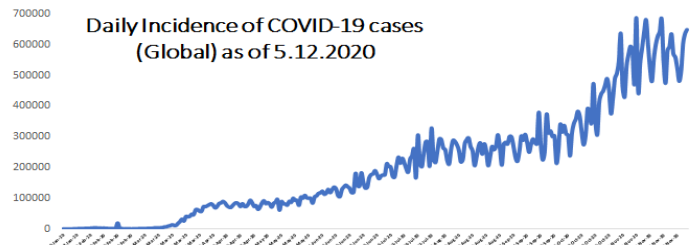
Coronavirus Disease 2019 (COVID-19)

WHO Coronavirus Disease (COVID-19) Dashboard data as of 4:23 PM CEST 5 December 2020

Confirmed cases
65,250,001

Deaths
1,512,834

Case Fatality Rate
2.3%



Myanmar Situation

Data as reported by States and Regions by 5 December 2020

Total Tested-1,269,824

98,047

Confirmed Cases

76,382

Discharged

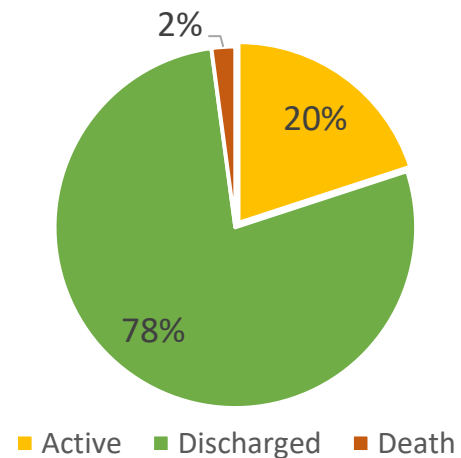
1,171,777

Negative

2,081

Death

Current Situation of Confirmed cases (23.3.2020-5.12.2020), n=98,047



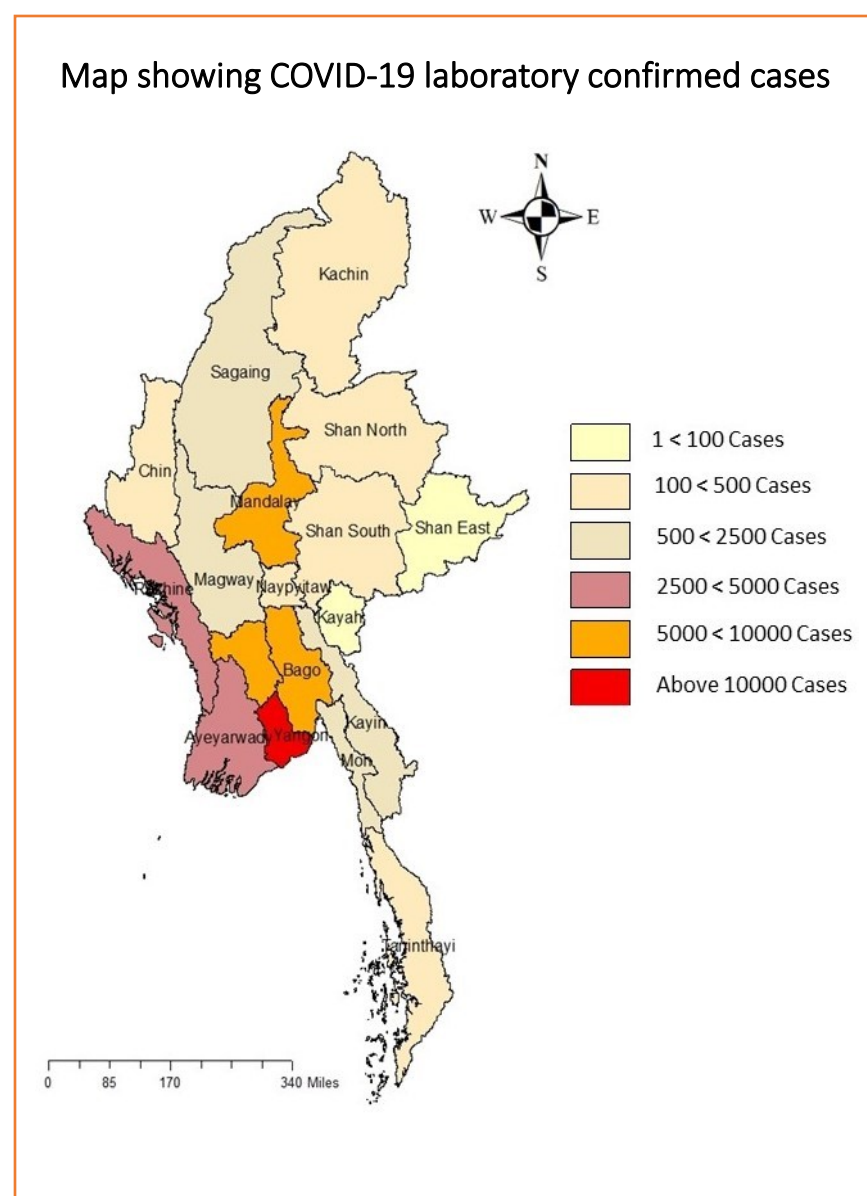
COVID-19 confirmed cases by two phases (23.3.2020 – 5-12-2020), n=98,047

Date	Local transmission		Imported		Total cases	Total Death
	No. of cases	Death	No. of case	Death		
(23.3.2020-15.8.2020)	161	5	213	1	374	6
(16.8.2020-5.12.2020)	97401	2075	272	-	97673	2075
Total	97562	2080	485	1	98047	2081

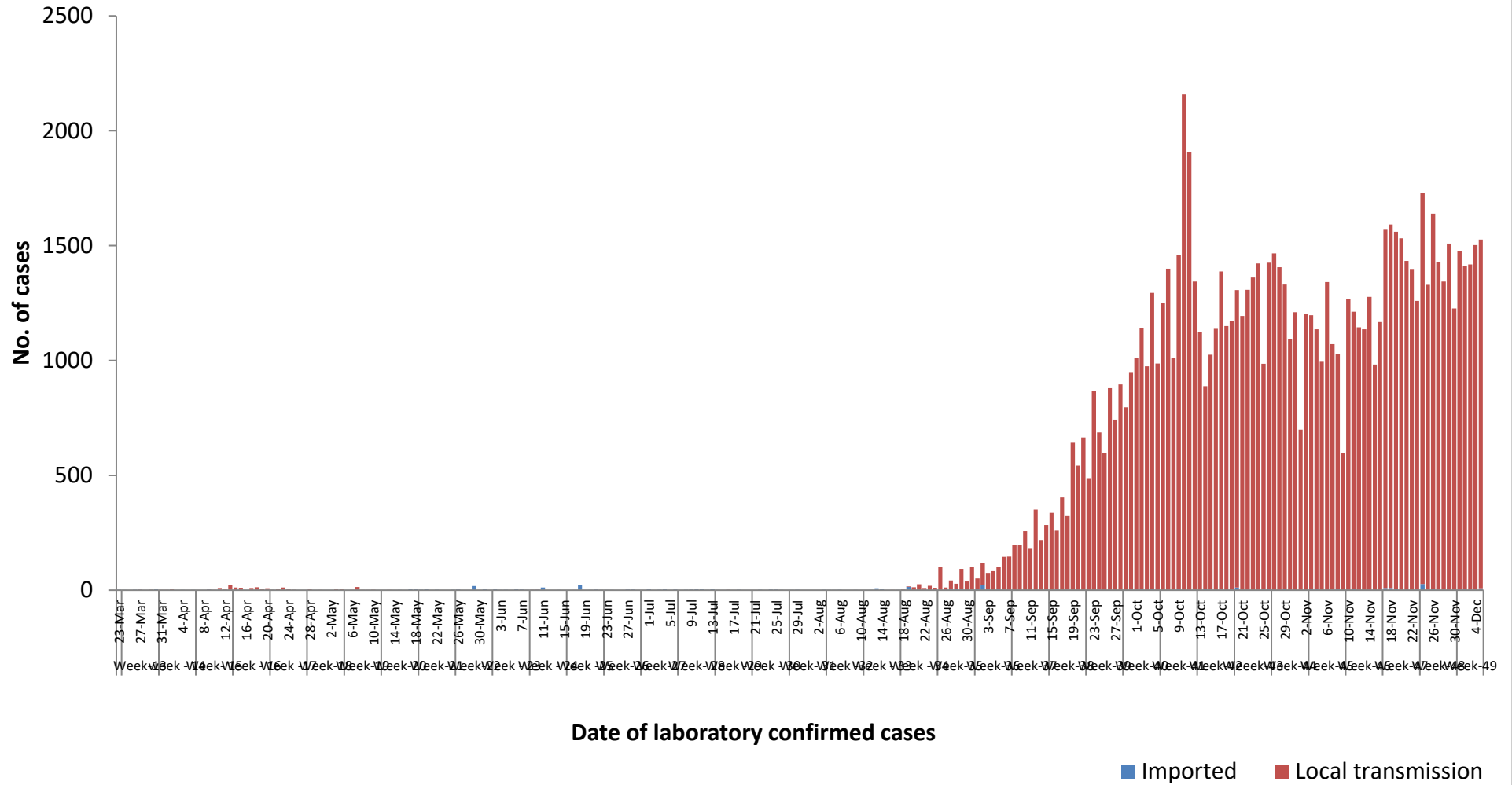
COVID-19 confirmed cases and death by State/Region (23.3.2020 – 5-12-2020), n=98,047

No	State/Region	COVID –19 Confirmed case	New confirmed cases within 24 hours	Deaths
1	Yangon	70,906	851	1,936
2	Mandalay	7,293	266	58
3	Bago	5,781	85	11
4	Rakhine	3,843	26	25
5	Ayeyarwaddy	3,293	69	18
6	Magway	1,701	33	1
7	Mon	1,607	50	12
8	Sagaing	1,063	84	3
9	Kayin	721	17	11
10	Thanintharyi	464	17	-
11	Naypyitaw	449	14	3
12	Shan (South)	308	2	1
13	Kachin	272	8	-
14	Chin	130	1	1
15	Shan (North)	101	-	1
16	Shan (East)	93	4	-
17	Kayah	22	-	-
Total		98,047	1,527	2,081

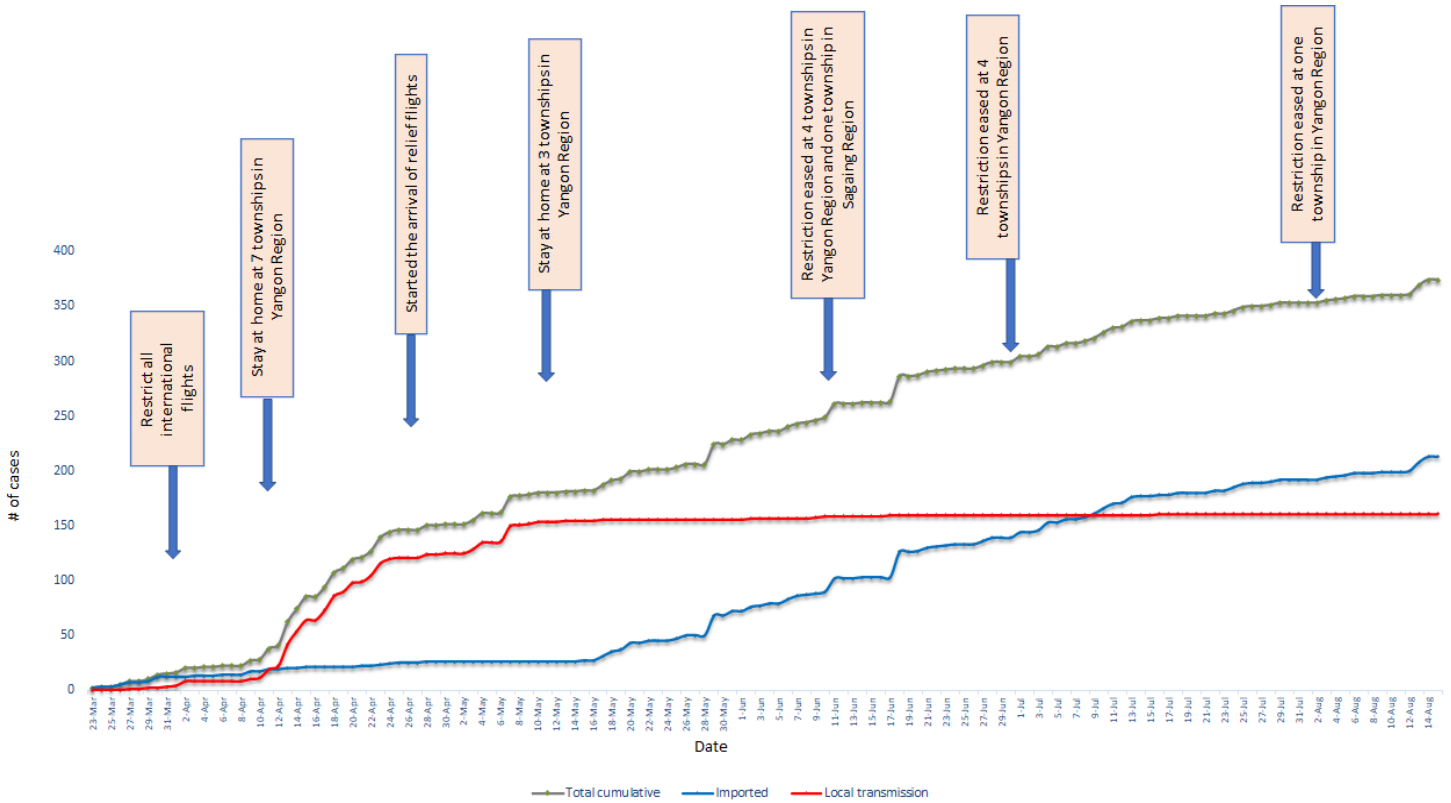
*No. of new cases by State and Region are counted according to epidemiology situation



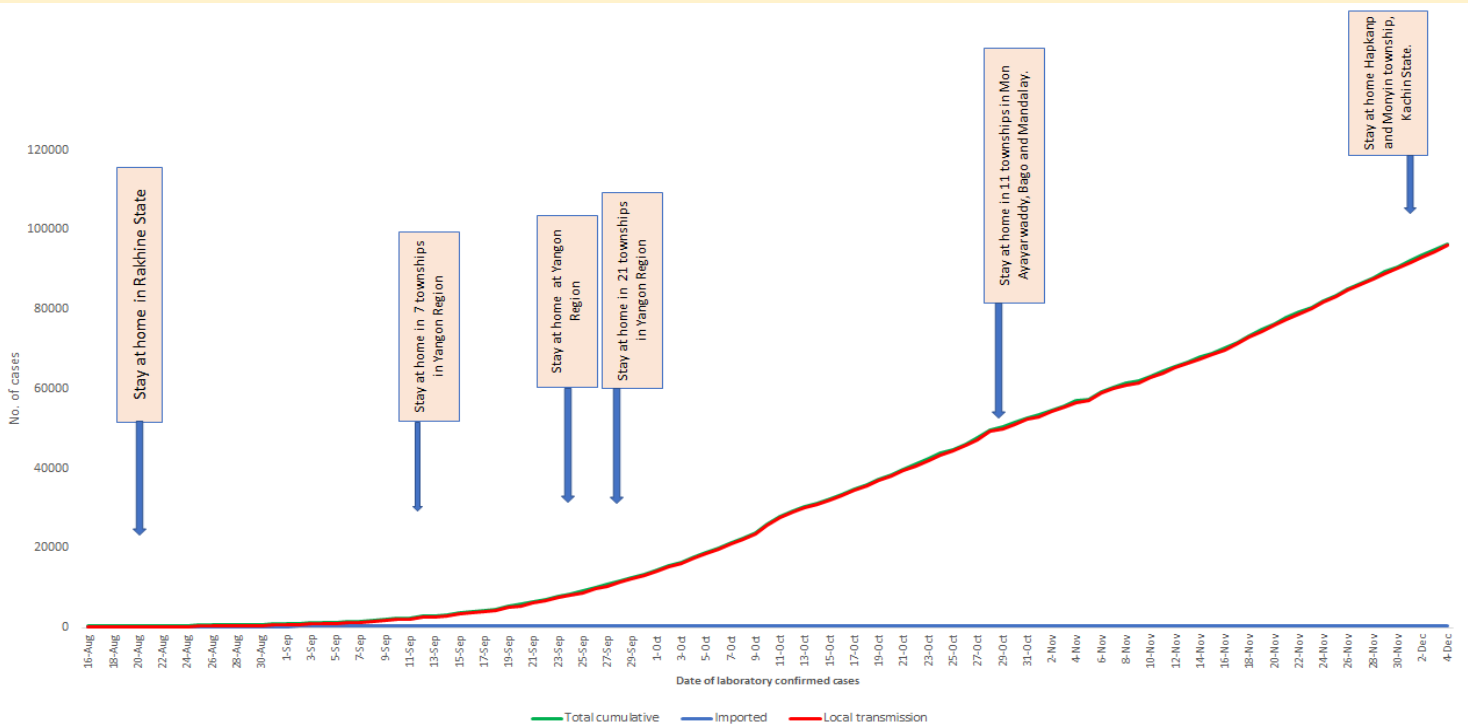
COVID-19 confirmed cases by types of transmissions (as of 5.12.2020) n=98,047



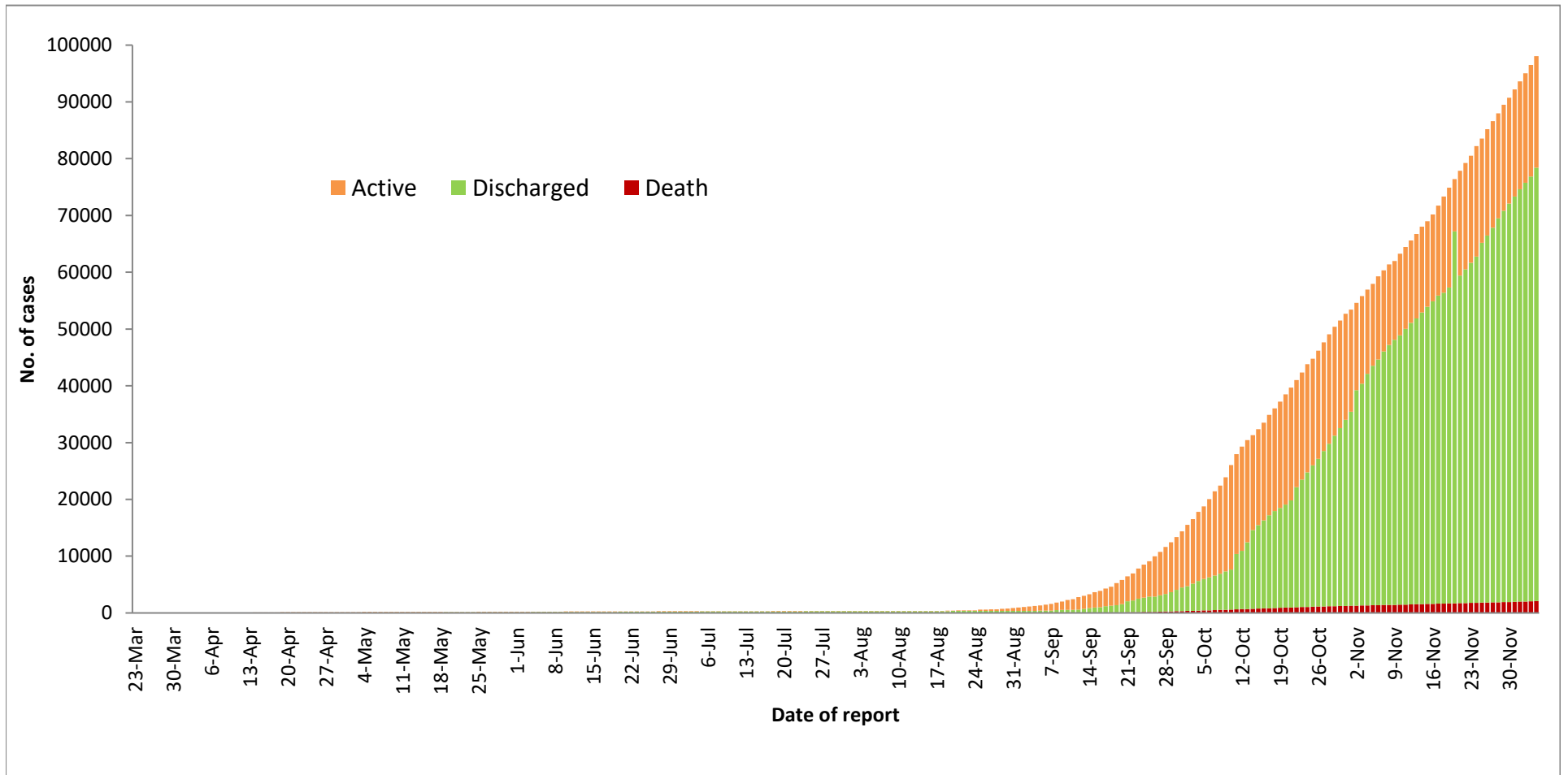
Total cumulative number of cases, imported and local transmission cases by date (23.3.2020- 15.8.2020), n= 374



Total cumulative number of cases, imported and local transmission cases by date (16.8.2020- 5.12.2020)



Cumulative Number of active confirmed cases, discharged and deaths (23.3.2020 – 5.12.2020), n (cumulative)=98,047



* Discharged criteria for COVID-19 patients was changed on 10.10.2020

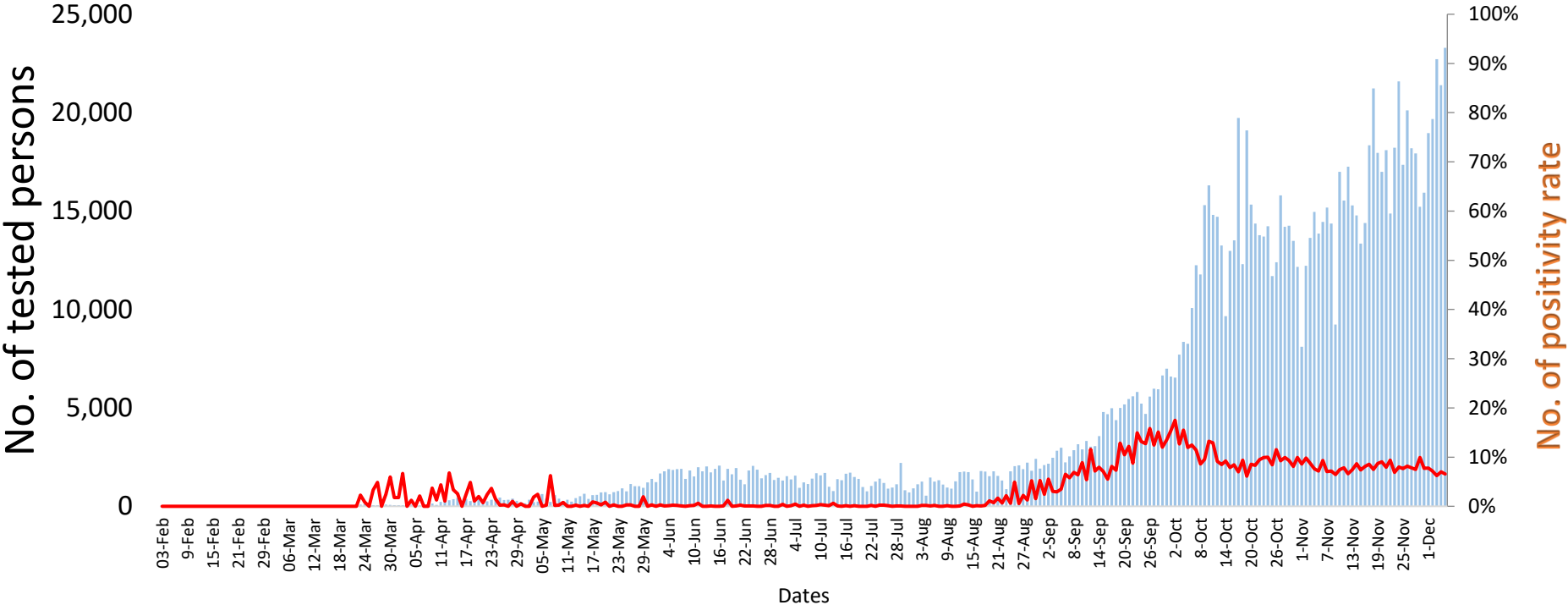
Summary of current situation		
Type	New (4.12.2020-5.12.2020)	Total (on 5.12.2020)
Suspected and Person Under Investigation (PUI)	637	1,687
Hospital Quarantine	59	261
Facility Quarantine	5,373	52,361

Person under Investigation (PUI) by State/Region hospitals (31.1.2020 – 5.12.2020) n= 50,158	No. of Facility Quarantine sites and Quarantined people on 5.12.2020
--	--

No.	State/Region	PUI	No.	State/Region	No. of facilities	Total no. of quarantine
1	Yangon	34859	1	Ayeyarwaddy	1,423	9591
2	Mandalay	6561	2	Yangon	261	7552
3	Mon	1293	3	Bago	1077	6022
4	Ayeyarwaddy	1158	4	Sagaing	902	4896
5	Kayin	1156	5	Mandalay	284	4488
6	Bago	1107	6	Magway	535	3076
7	Magway	877	7	Kayin	293	2520
8	Rakhine	754	8	Shan South	118	2467
9	Thanintharyi	561	9	Rakhine	317	2392
10	Shan (N)	520	10	Kachin	208	1842
11	Naypyitaw	283	11	Mon	35	1788
12	Sagaing	277	12	Tanintharyi	153	1672
13	Shan (E)	204	13	Naypyitaw	8	1528
14	Shan (S)	197	14	Shan North	449	1374
15	Kachin	151	15	Shan East	20	1044
16	Chin	101	16	Kayah	19	572
17	Kayah	99	17	Chin	32	443
Total		50,158	Total		6,134	52,361

*Facility quarantine rule changed from 21 days to 14 days on 11-9-2020 while 7 days home quarantine rule remain unchanged.

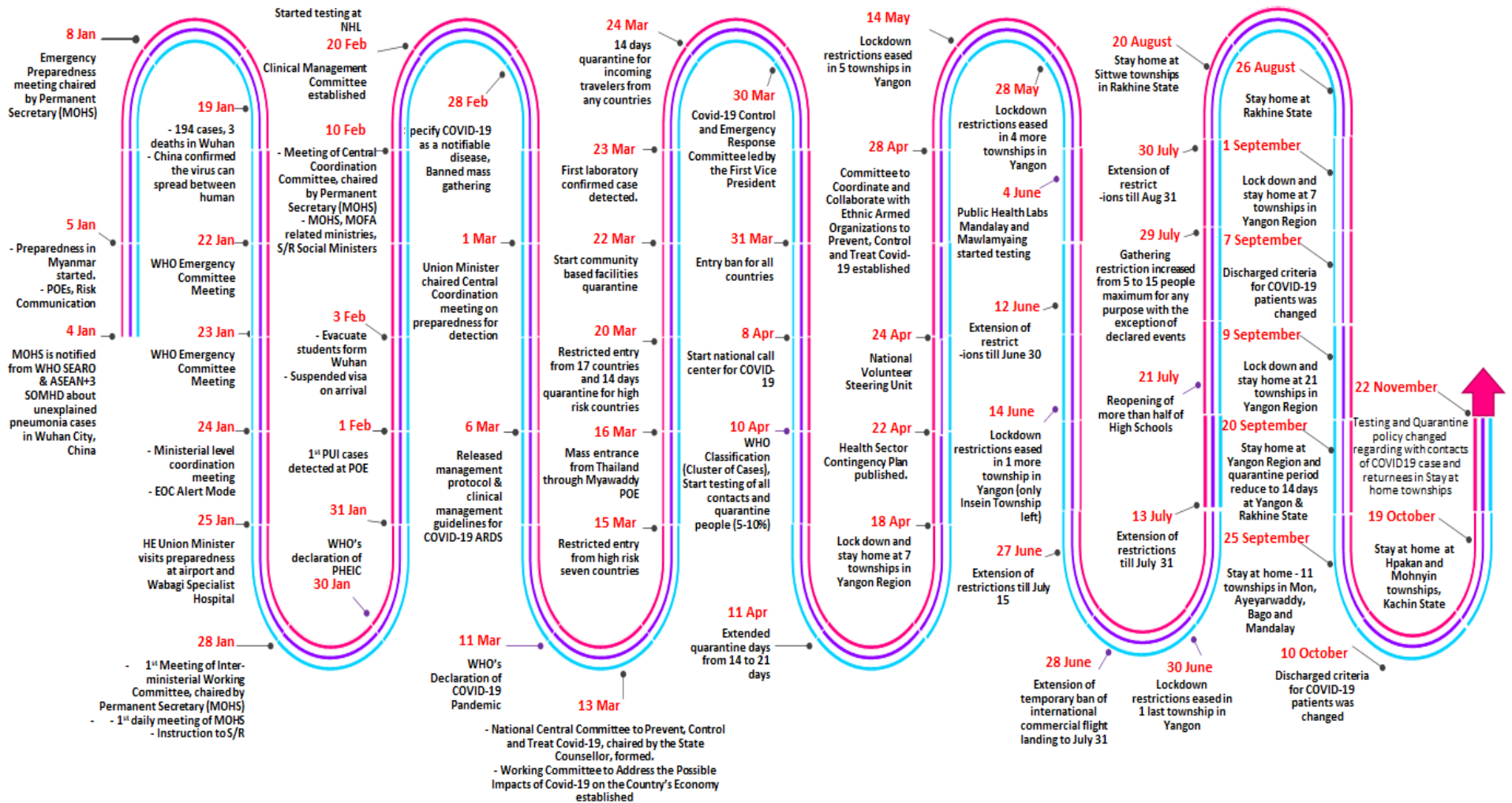
COVID-19 positivity rate by date (as of 5.12.2020)



Total tested persons - 1,269,824
Total confirmed cases - 98,047

Tested person Positivity rate

Timeline of Preparedness and Response to COVID-19 in Myanmar (as of 5.12.2020)



Hotline Number — 0673 420 268

Data source - CEU, DMS, NHL, PHL (MDY and MLM), DMR, DSGH, State and Region Health Departments