



Ministry of Health and Sports (Myanmar)

Department of Public Health

Central Epidemiology Unit

(17 November 2020)

Situation Report -224

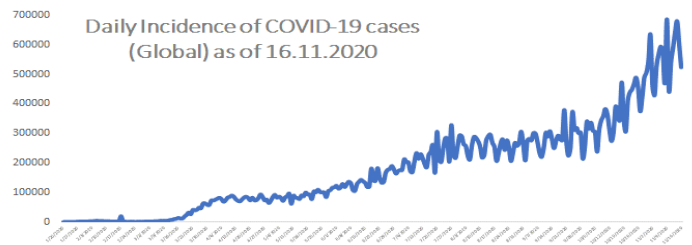
Coronavirus Disease 2019 (COVID-19)

WHO Coronavirus Disease (COVID-19) Dashboard data as of 2:59 PM CEST 16 November 2020

Confirmed cases
54,301,156

Deaths
1,316,994

Case Fatality Rate
2.4%



Myanmar Situation

Data as reported by States and Regions by 16 November 2020

Total Tested-911,739

70,161

Confirmed Cases

53,299

Discharged

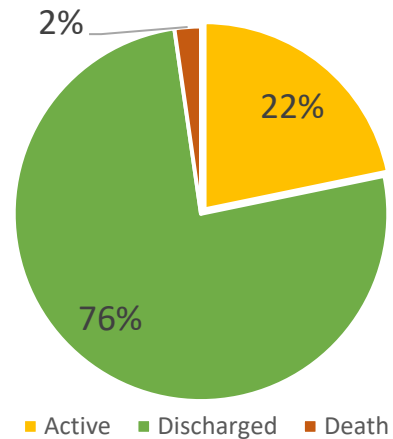
841,578

Negative

1,599

Death

Current Situation of Confirmed cases (23.3.2020-16.11.2020), n=70,161



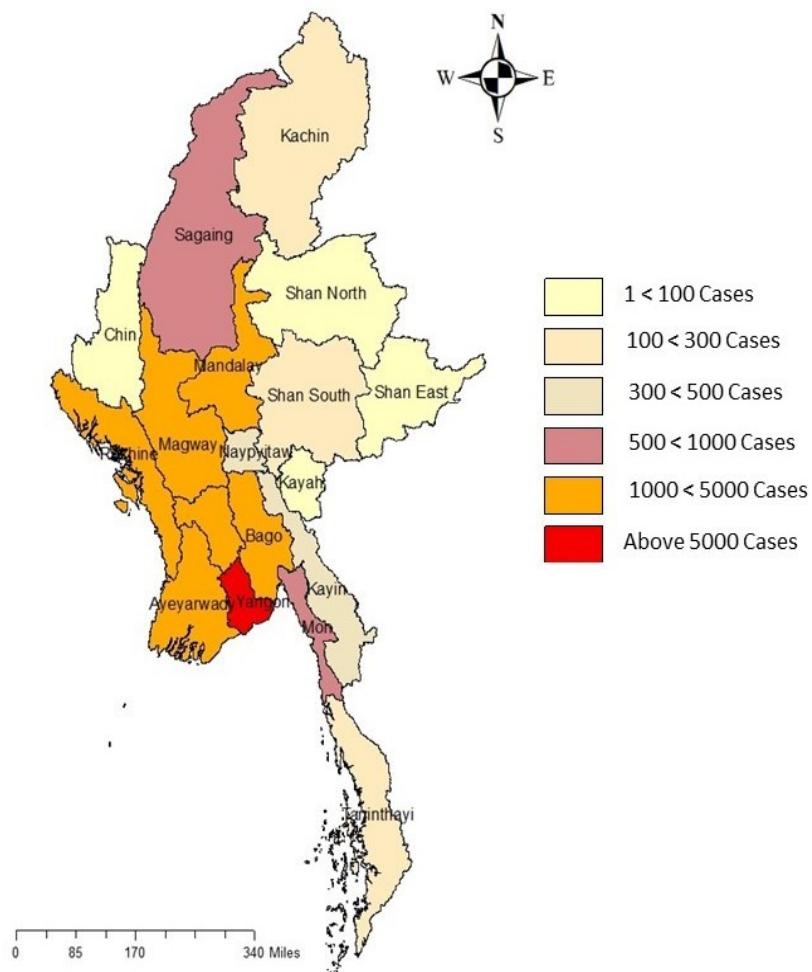
COVID-19 confirmed cases by two phases (23.3.2020 – 16-11-2020), n=70,161

Date	Local transmission		Imported		Total cases	Total Death
	No. of cases	Death	No. of case	Death		
(23.3.2020-15.8.2020)	161	5	213	1	374	6
(16.8.2020-16.11.2020)	69600	1593	187	-	69787	1593
Total	69761	1598	400	1	70161	1599

COVID-19 confirmed cases and death by State/Region (23.3.2020 – 16-11-2020), n=70,161

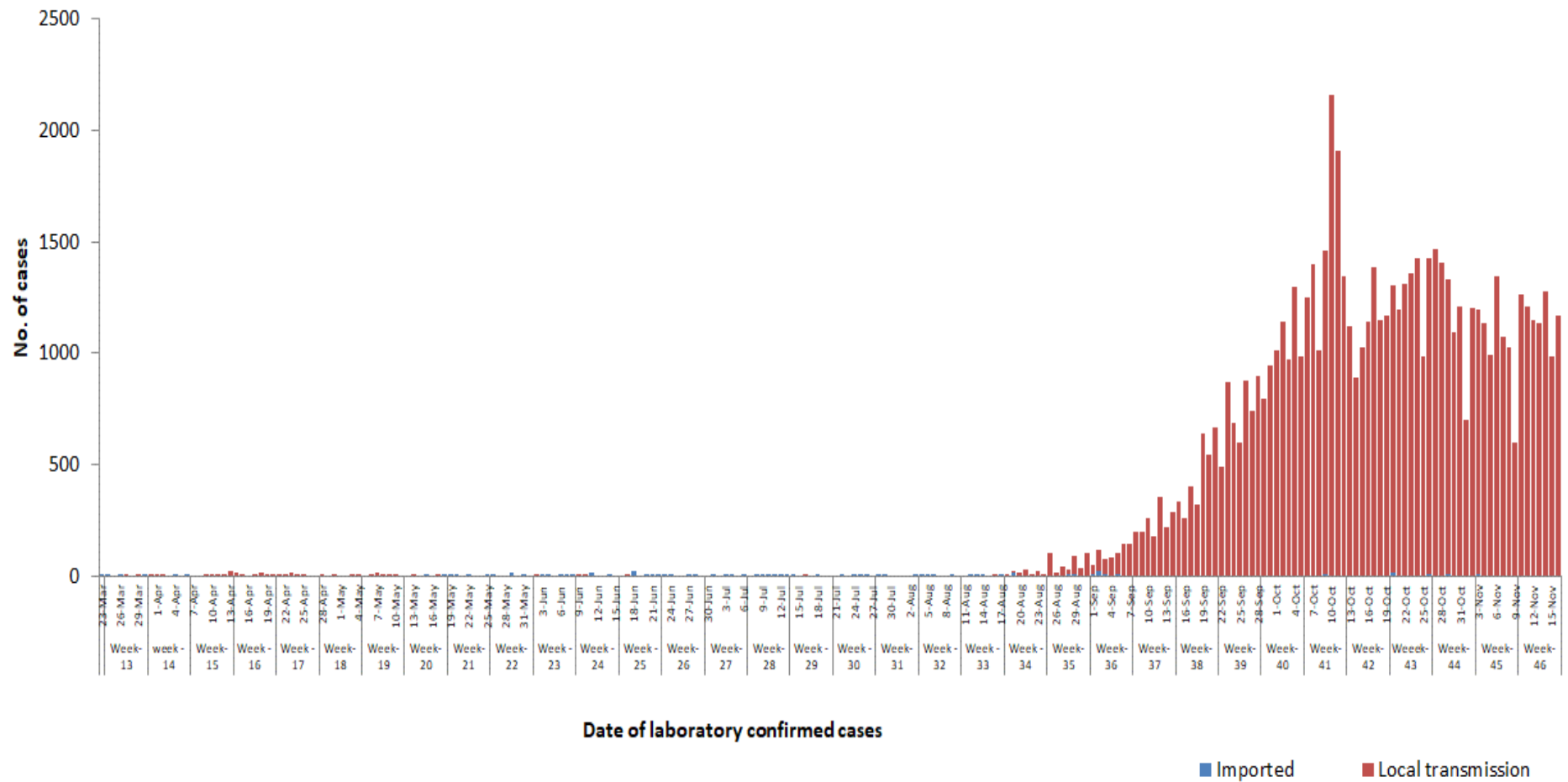
No	State/Region	COVID –19 Confirmed case	New confirmed cases within 24 hours	Deaths
1	Yangon	53,890	840	1,527
2	Bago	3,617	35	5
3	Mandalay	3,304	96	14
4	Rakhine	3,285	16	22
5	Ayeyarwaddy	1,988	62	8
6	Magway	1,063	12	1
7	Mon	861	49	10
8	Sagaing	641	20	1
9	Kayin	447	25	6
10	Naypyitaw	338	3	3
11	Thanintharyi	284	4	-
12	Kachin	148	-	-
13	Shan (South)	137	3	1
14	Chin	86	2	1
15	Shan (North)	49	-	-
16	Shan (East)	15	-	-
17	Kayah	8	-	-
Total		70,161	1,167	1,599

Map showing COVID-19 laboratory confirmed cases

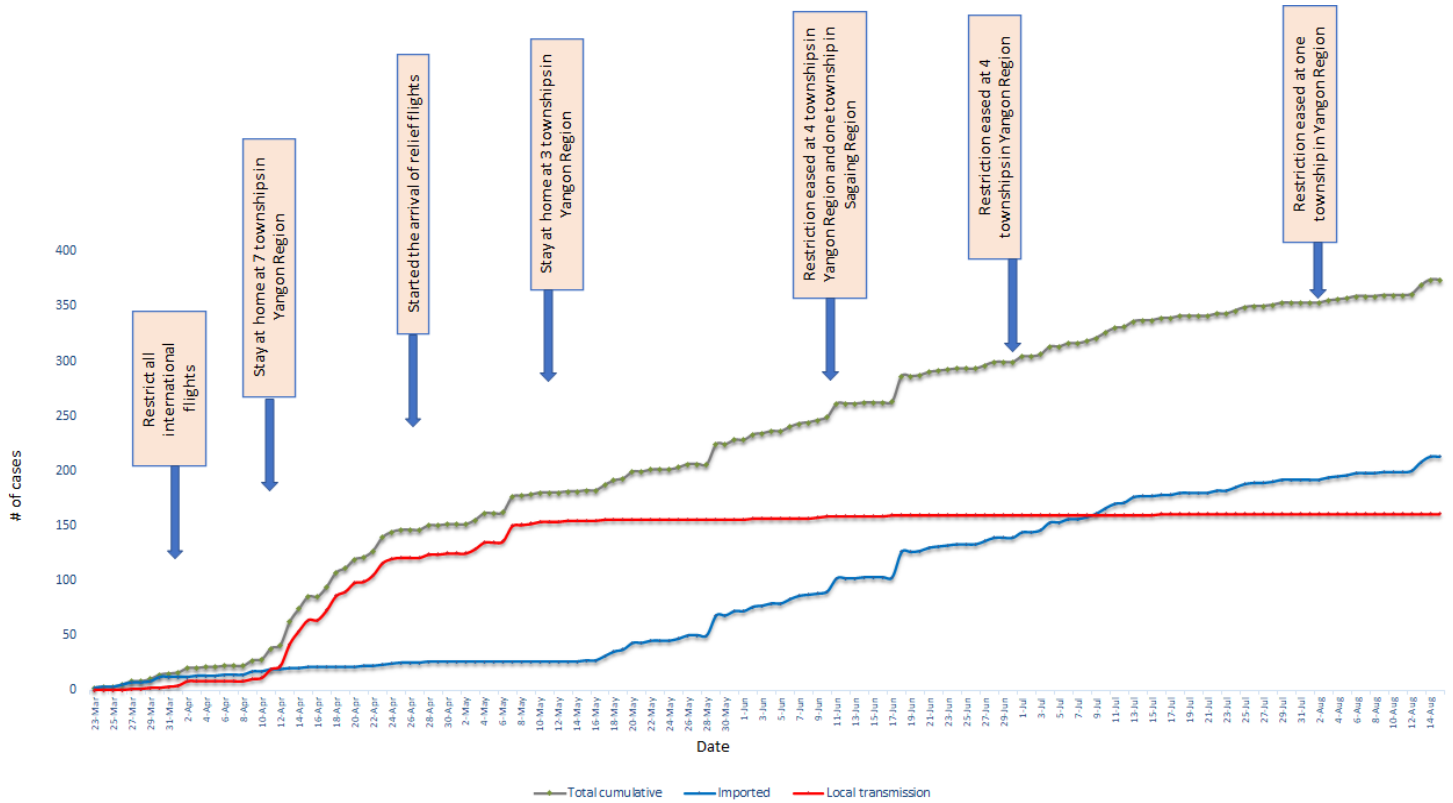


*No. of new cases by State and Region are counted according to epidemiology situation

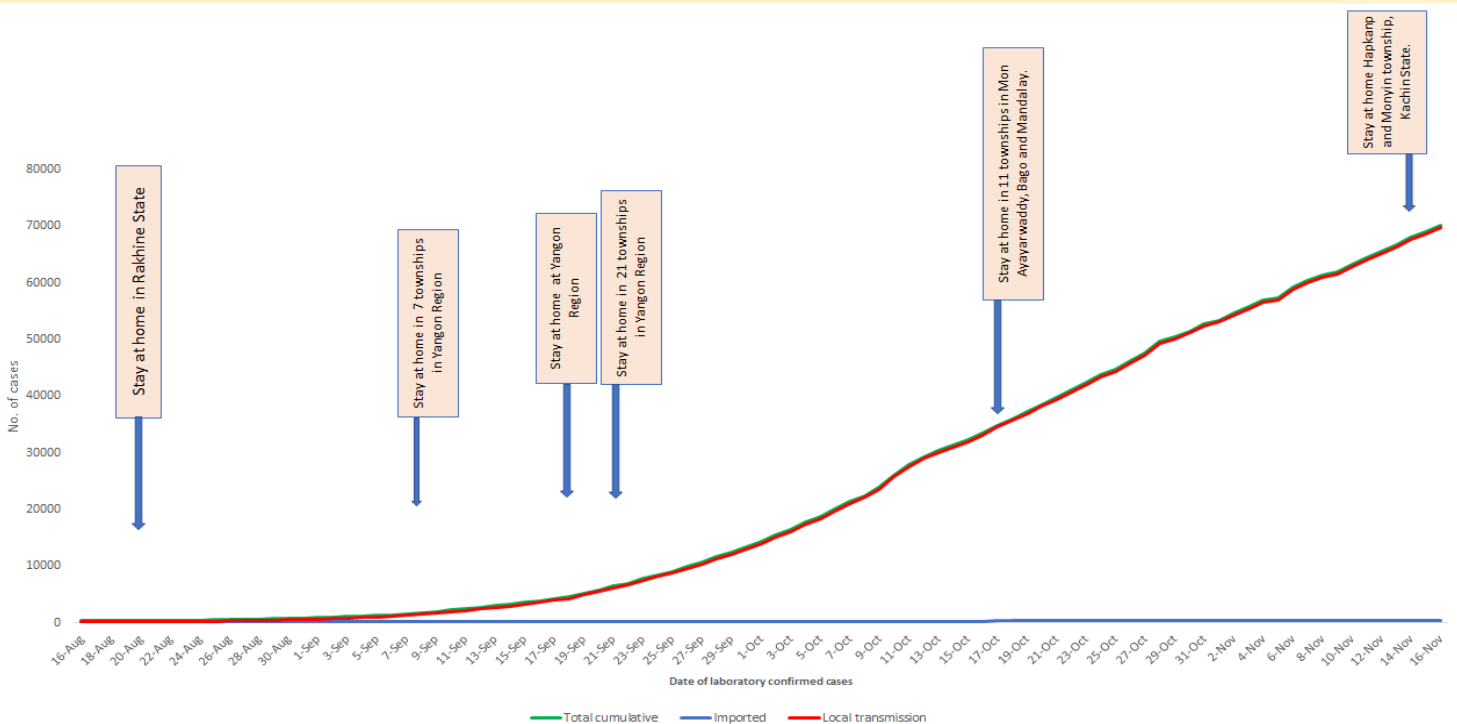
COVID-19 confirmed cases by types of transmissions (as of 16.11.2020) n=70,161



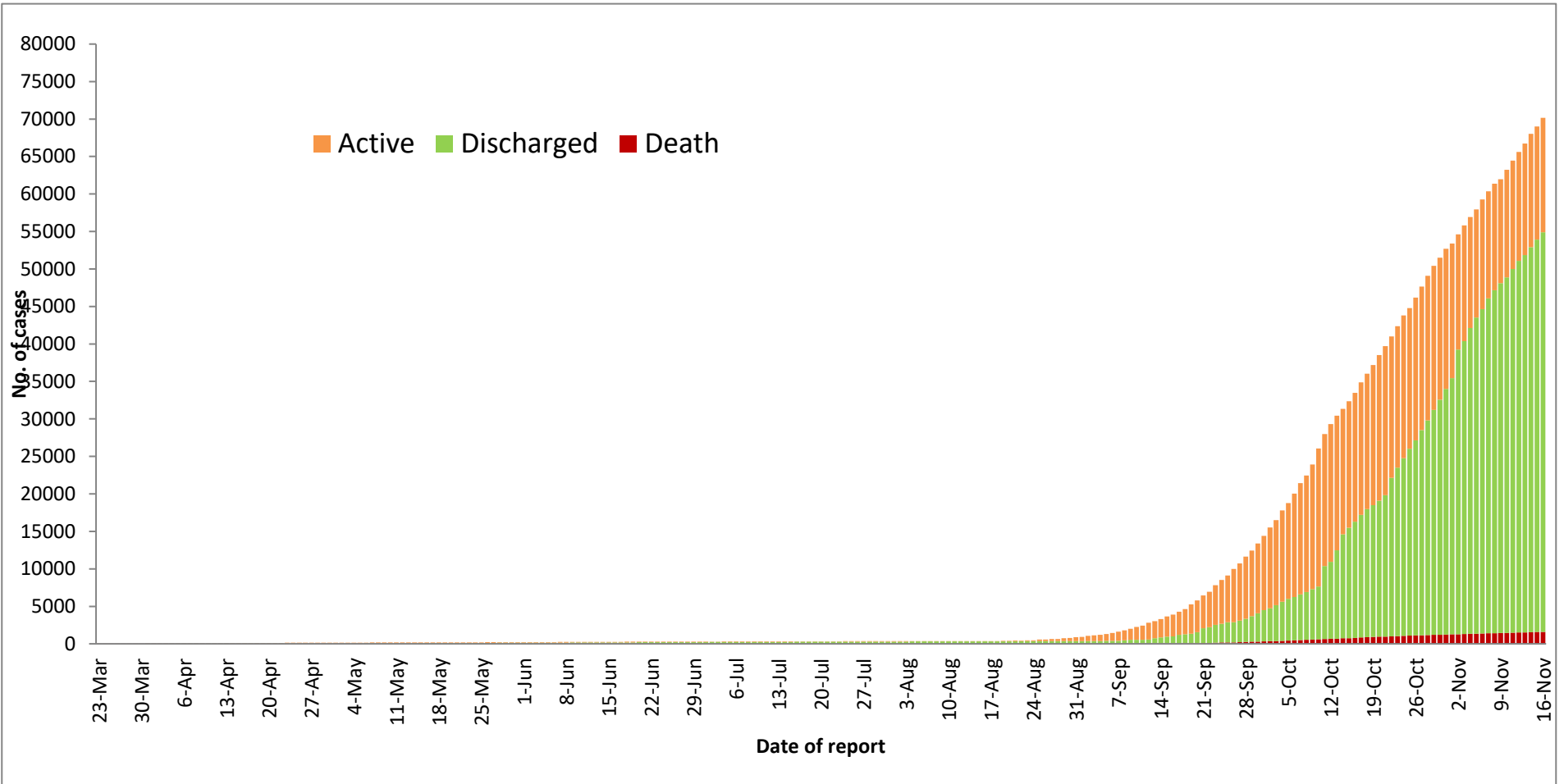
Total cumulative number of cases, imported and local transmission cases by date (23.3.2020- 15.8.2020), n= 374



Total cumulative number of cases, imported and local transmission cases by date (16.8.2020- 16.11.2020)



Cumulative Number of active confirmed cases, discharged and deaths (23.3.2020 – 16.11.2020), n (cumulative)=70,161



* Discharged criteria for COVID-19 patients was changed on 10.10.2020

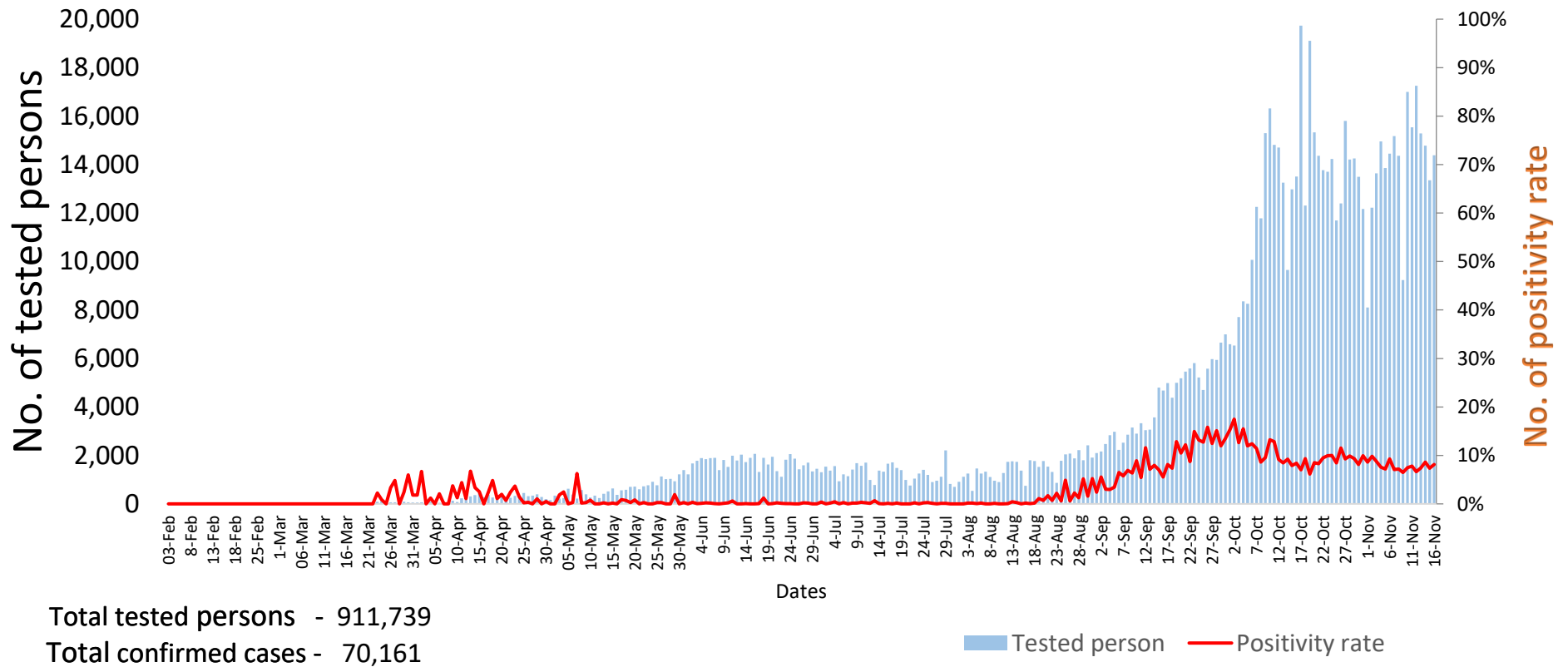
Summary of current situation		
Type	New (15.11.2020-16.11.2020)	Total (on 16.11.2020)
Suspected and Person Under Investigation (PUI)	510	1,457
Hospital Quarantine	11	205
Facility Quarantine	4,127	63,640

Person under Investigation (PUI) by State/Region hospitals (31.1.2020 – 16.11.2020) n= 39,339	No. of Facility Quarantine sites and Quarantined people on 16.11.2020
---	---

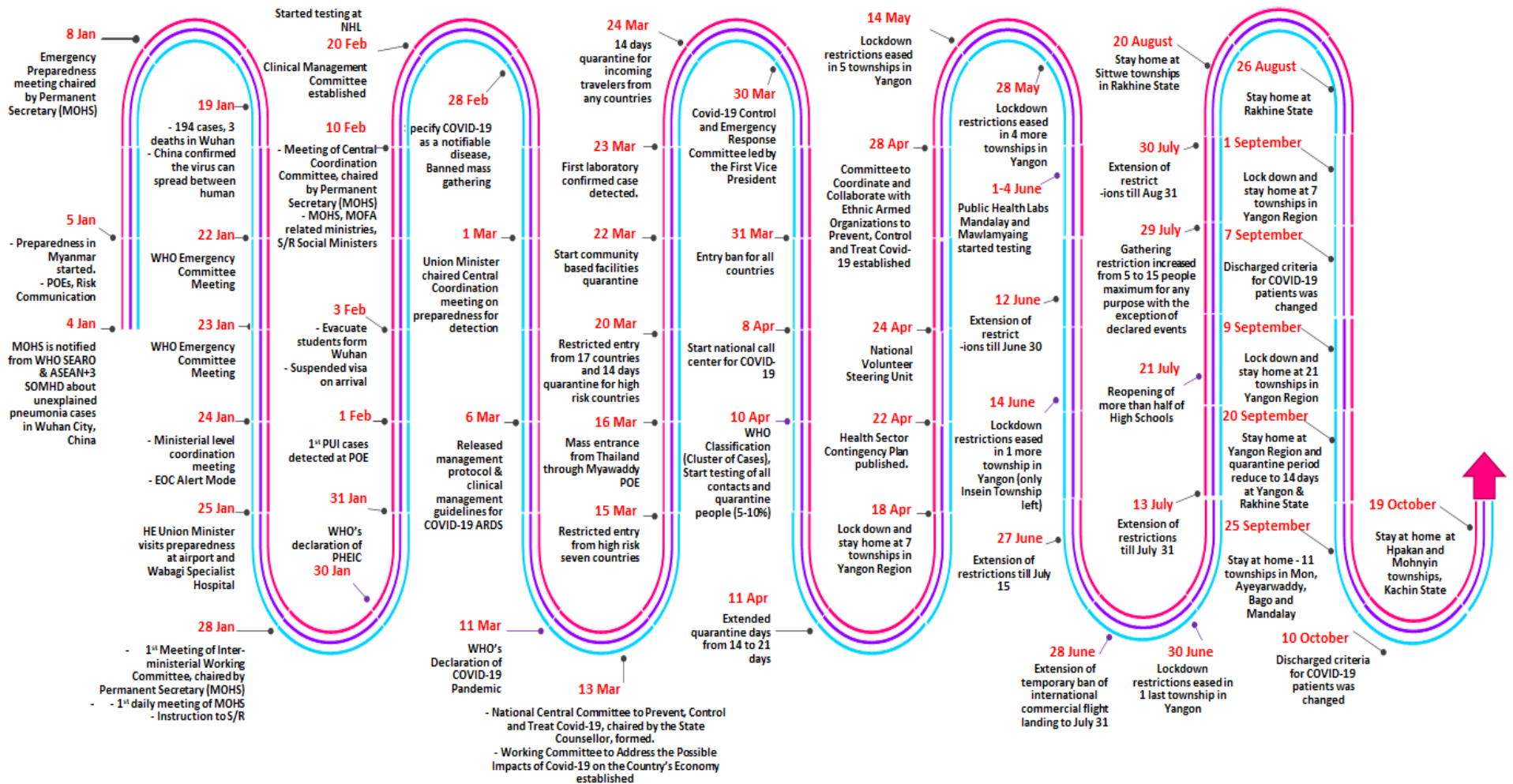
No.	State/Region	PUI	No.	State/Region	No. of facilities	Total no. of quarantine
1	Yangon	27313	1	Ayeyarwaddy	1,477	22,812
2	Mandalay	4955	2	Yangon	320	8,530
3	Mon	1124	3	Bago	1119	7,476
4	Ayeyarwaddy	962	4	Mandalay	198	4,124
5	Kayin	805	5	Sagaing	860	4,086
6	Bago	728	6	Magway	447	2,326
7	Rakhine	697	7	Kayin	311	2,096
8	Magway	696	8	Shan South	118	1,888
9	Shan (N)	473	9	Mon	33	1,851
10	Thanintharyi	429	10	Rakhine	293	1,850
11	Naypyitaw	239	11	Kachin	187	1,759
12	Sagaing	234	12	Naypyitaw	6	1,743
13	Shan (E)	187	13	Tanintharyi	153	1487
14	Shan (S)	184	14	Shan North	424	728
15	Kachin	126	15	Kayah	13	349
16	Kayah	98	16	Chin	25	308
17	Chin	89	17	Shan East	20	227
Total		39,339	Total		6,004	63,640

*Facility quarantine rule changed from 21 days to 14 days on 11-9-2020 while 7 days home quarantine rule remain unchanged.

COVID-19 positivity rate by date (as of 16.11.2020)



Timeline of Preparedness and Response to COVID-19 in Myanmar (as of 16.11.2020)



Hotline Number — 0673 420 268

Data source - CEU, DMS, NHL, PHL (MDY and MLM), DMR, DSGH, State and Region Health Departments