



Ministry of Health and Sports (Myanmar)

Department of Public Health

Central Epidemiology Unit

(22 December 2020)

Situation Report -259

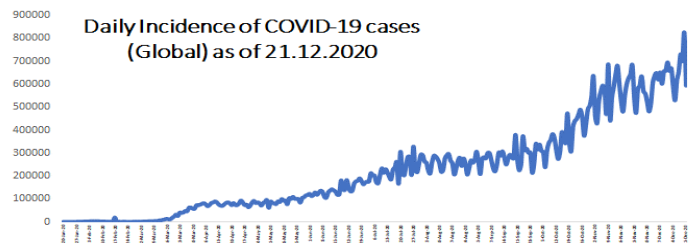
Coronavirus Disease 2019 (COVID-19)

WHO Coronavirus Disease (COVID-19) Dashboard data as of 5:58 PM CEST 21 December 2020

Confirmed cases
75,704,857

Deaths
1,690,061

Case Fatality Rate
2.2%



Myanmar Situation

Data as reported by States and Regions by 21 December 2020

Total Tested-1,615,672

116,982

Confirmed Cases

96,685

Discharged

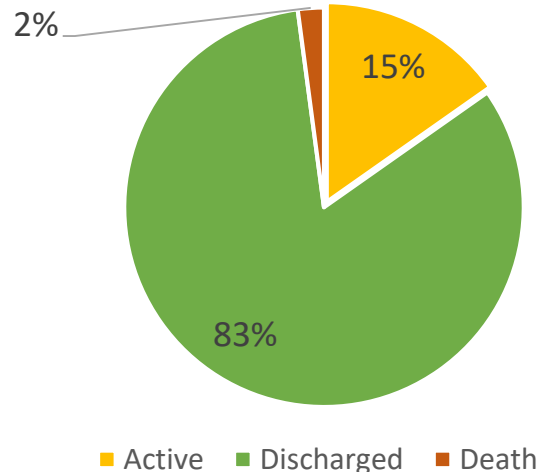
1,498,690

Negative

2,465

Death

Current Situation of Confirmed cases (23.3.2020-21.12.2020), n=116,982



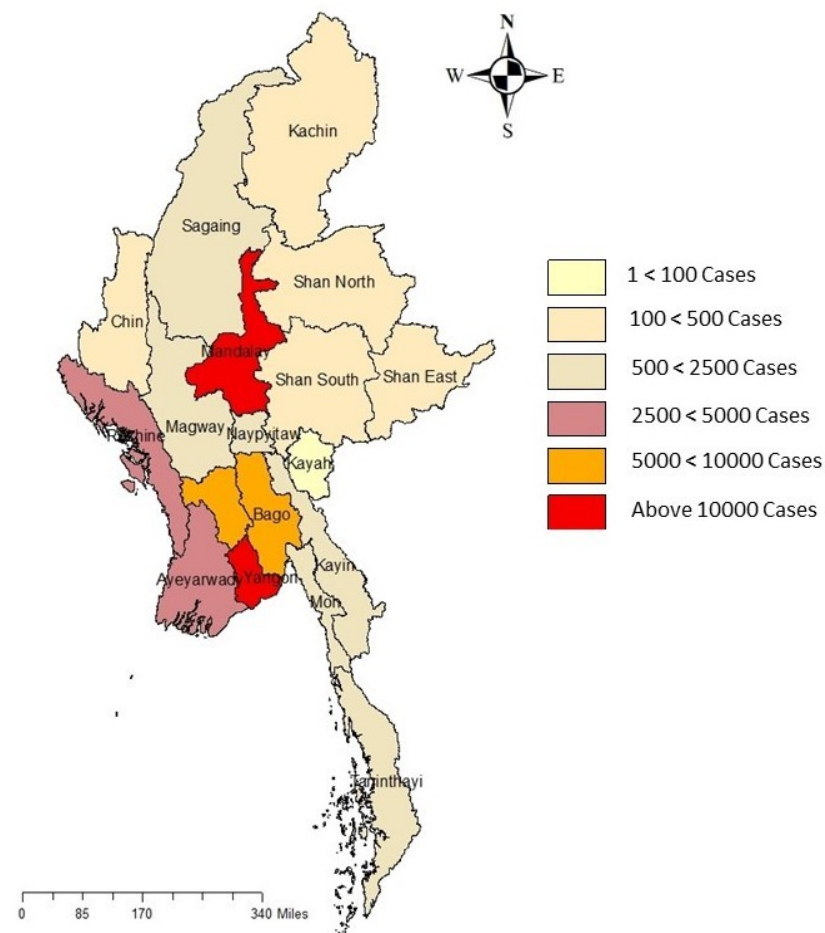
COVID-19 confirmed cases by two phases (23.3.2020 – 21-12-2020), n=116,982

Date	Local transmission		Imported		Total cases	Total Death
	No. of cases	Death	No. of case	Death		
(23.3.2020-15.8.2020)	161	5	213	1	374	6
(16.8.2020-21.12.2020)	116271	2459	337	-	116608	2459
Total	116432	2464	550	1	116982	2465

COVID-19 confirmed cases and death by State/Region (23.3.2020 – 21-12-2020), n=116,134

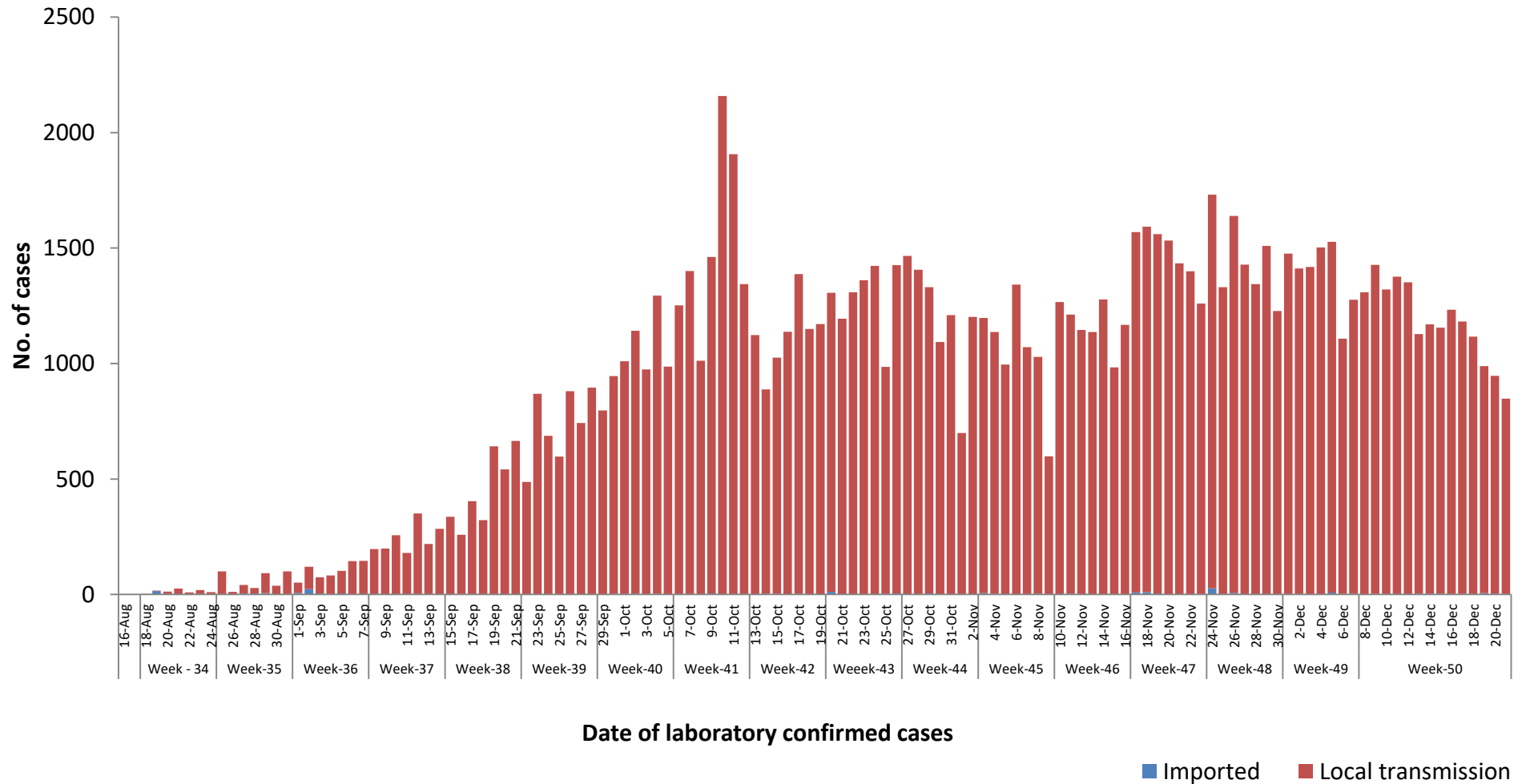
No	State/Region	COVID –19 Confirmed case	New confirmed cases within 24 hours	Deaths
1	Yangon	80,069	361	2,224
2	Mandalay	11,883	183	125
3	Bago	7,075	91	14
4	Ayeyarwaddy	4,225	50	27
5	Rakhine	4,086	5	28
6	Magway	2,434	35	3
7	Mon	2,104	43	17
8	Sagaing	1,575	45	6
9	Kayin	965	7	13
10	Naypyitaw	636	9	3
11	Thanintharyi	524	1	-
12	Kachin	494	10	-
13	Shan (South)	382	2	1
14	Chin	181	-	1
15	Shan (North)	176	2	2
16	Shan (East)	138	4	-
17	Kayah	35	-	1
Total		116,982	848	2,465

Map showing COVID-19 laboratory confirmed cases

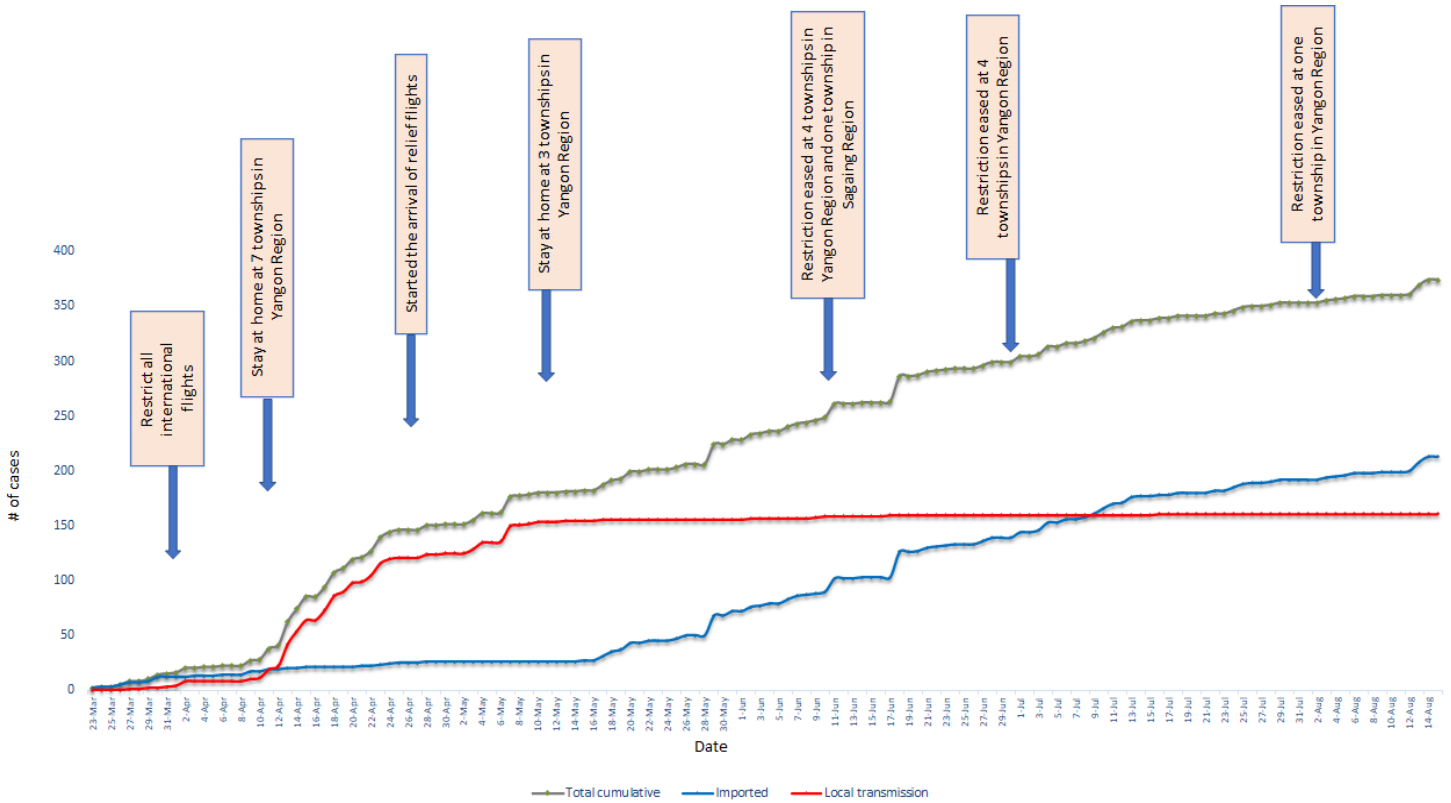


*No. of new cases by State and Region are counted according to epidemiology situation

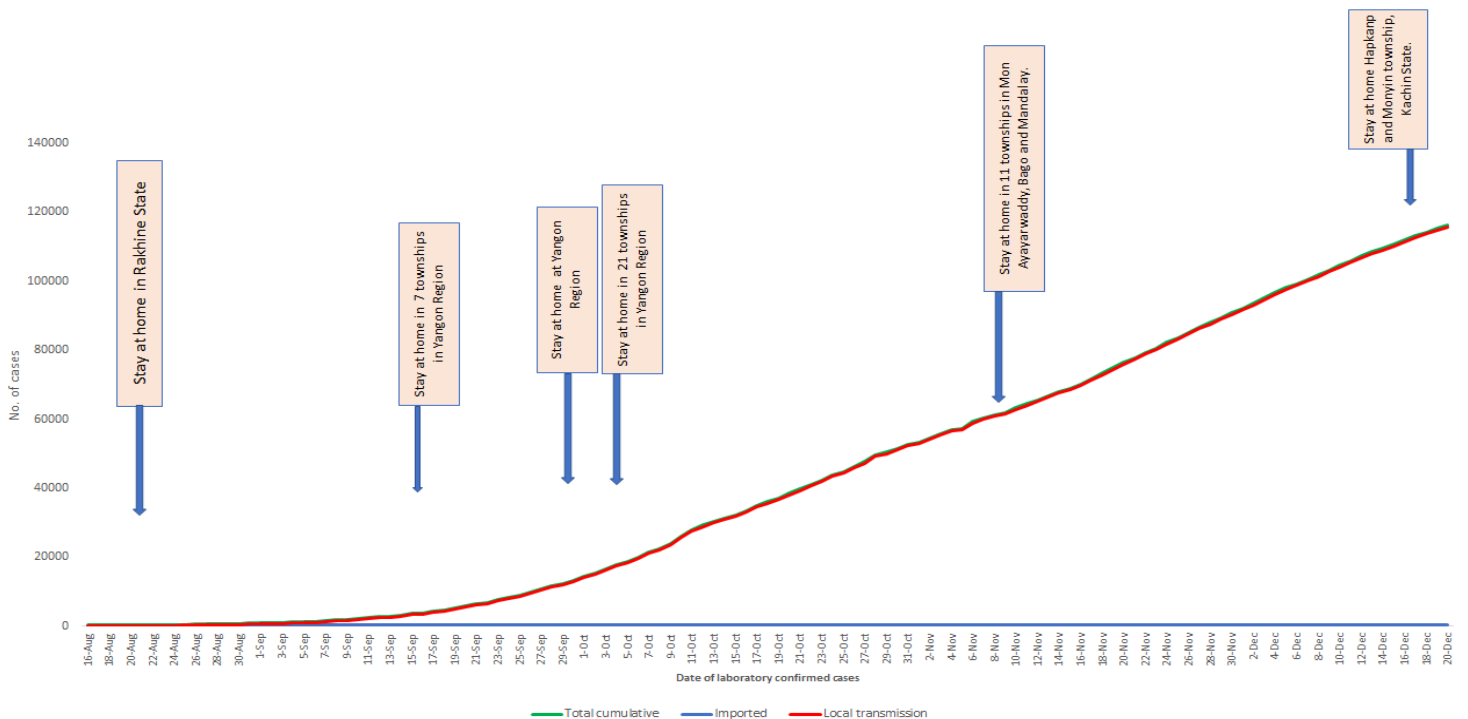
COVID-19 confirmed cases by types of transmissions (as of 21.12.2020) n=116,982



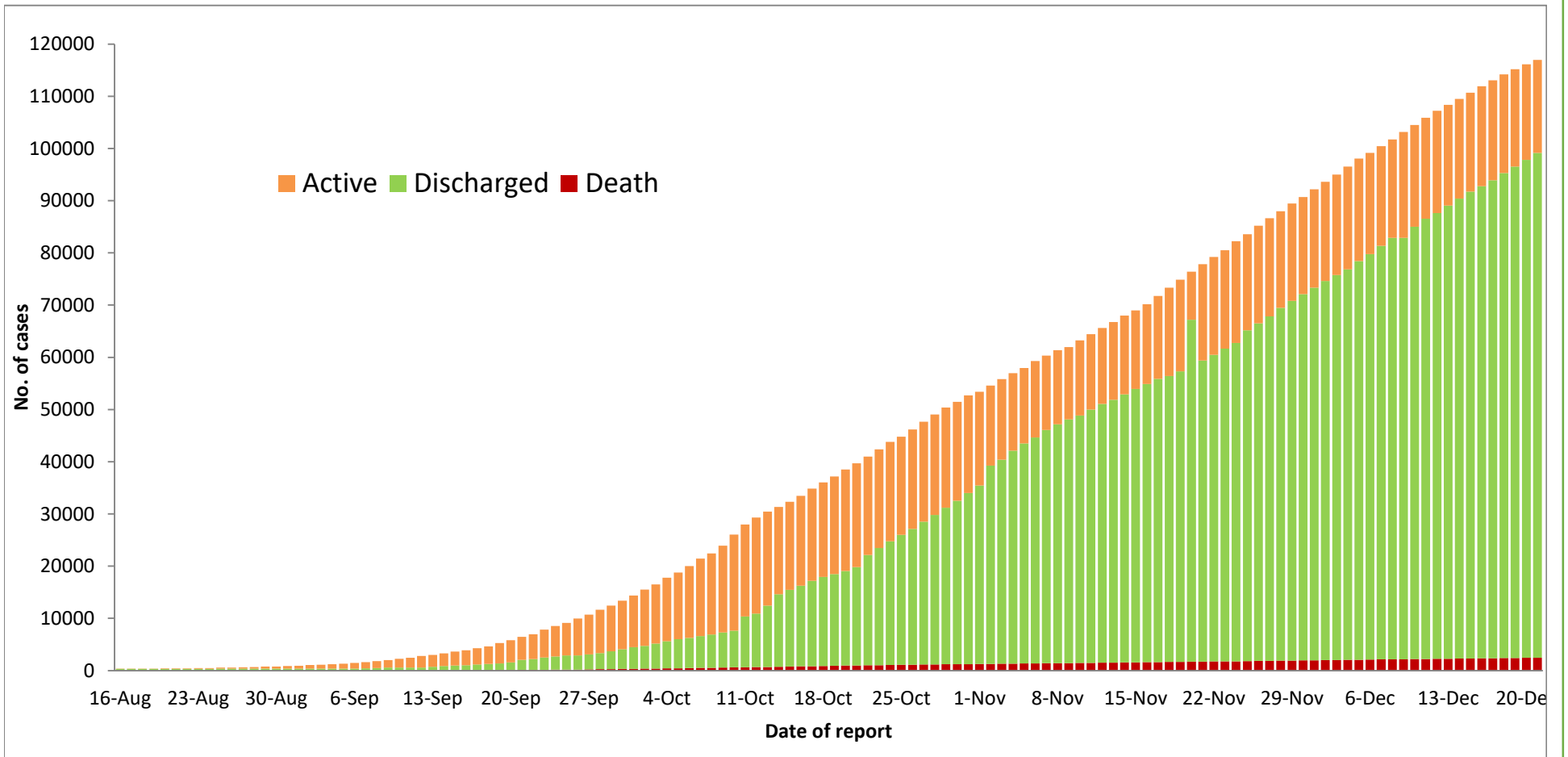
Total cumulative number of cases, imported and local transmission cases by date (23.3.2020- 15.8.2020), n= 374



Total cumulative number of cases, imported and local transmission cases by date (16.8.2020- 21.12.2020)



Cumulative Number of active confirmed cases, discharged and deaths (23.3.2020 – 21.12.2020), n (cumulative)=116,982



* Discharged criteria for COVID-19 patients was changed on 10.10.2020

Summary of current situation		
Type	New (20.12.2020-21.12.2020)	Total (on 21.12.2020)
Suspected and Person Under Investigation (PUI)	347	1,421
Hospital Quarantine	14	237
Facility Quarantine	5,547	65,019

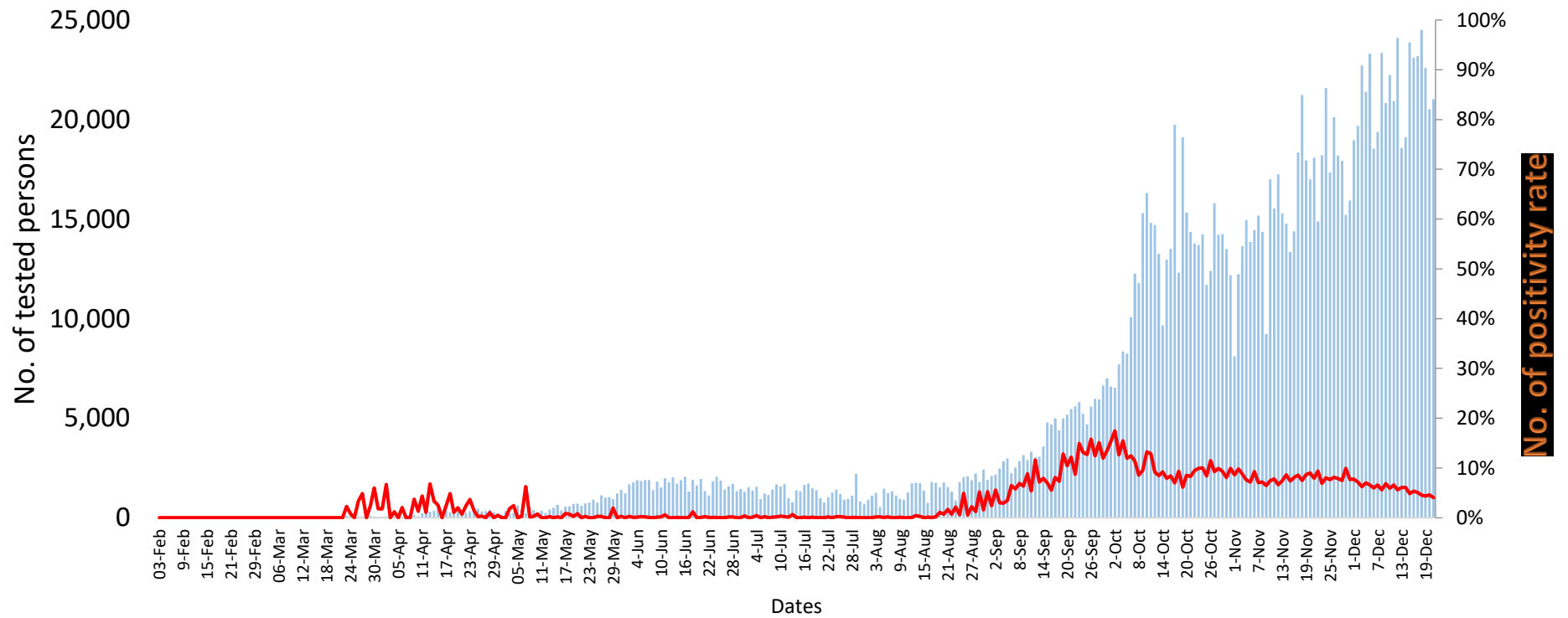
Person under Investigation (PUI) by State/Region hospitals (31.1.2020 – 21.12.2020) n= 57,520

No. of Facility Quarantine sites and Quarantined people on 21.12.2020

No.	State/Region	PUI	No.	State/Region	No. of facilities	Total no. of quarantine
1	Yangon	39482	1	Ayeyarwaddy	1435	13924
2	Mandalay	8044	2	Mandalay	374	7726
3	Ayeyarwaddy	1517	3	Bago	1160	7444
4	Mon	1431	4	Yangon	205	6788
5	Bago	1397	5	Sagaing	975	6787
6	Kayin	1276	6	Magway	733	3975
7	Magway	963	7	Kayin	441	3259
8	Rakhine	799	8	Shan South	118	2334
9	Thanintharyi	630	9	Rakhine	338	2174
10	Shan (N)	573	10	Kachin	225	2171
11	Naypyitaw	320	11	Naypyitaw	13	2136
12	Sagaing	287	12	Tanintharyi	153	1787
13	Shan (E)	211	13	Shan North	458	1694
14	Shan (S)	208	14	Mon	24	1138
15	Kachin	181	15	Chin	35	661
16	Chin	101	16	Shan East	20	613
17	Kayah	100	17	Kayah	24	408
Total		57,520	Total		6,731	65,019

*Facility quarantine rule changed from 21 days to 14 days on 11-9-2020 while 7 days home quarantine rule remain unchanged.

COVID-19 positivity rate by date (as of 21.12.2020)

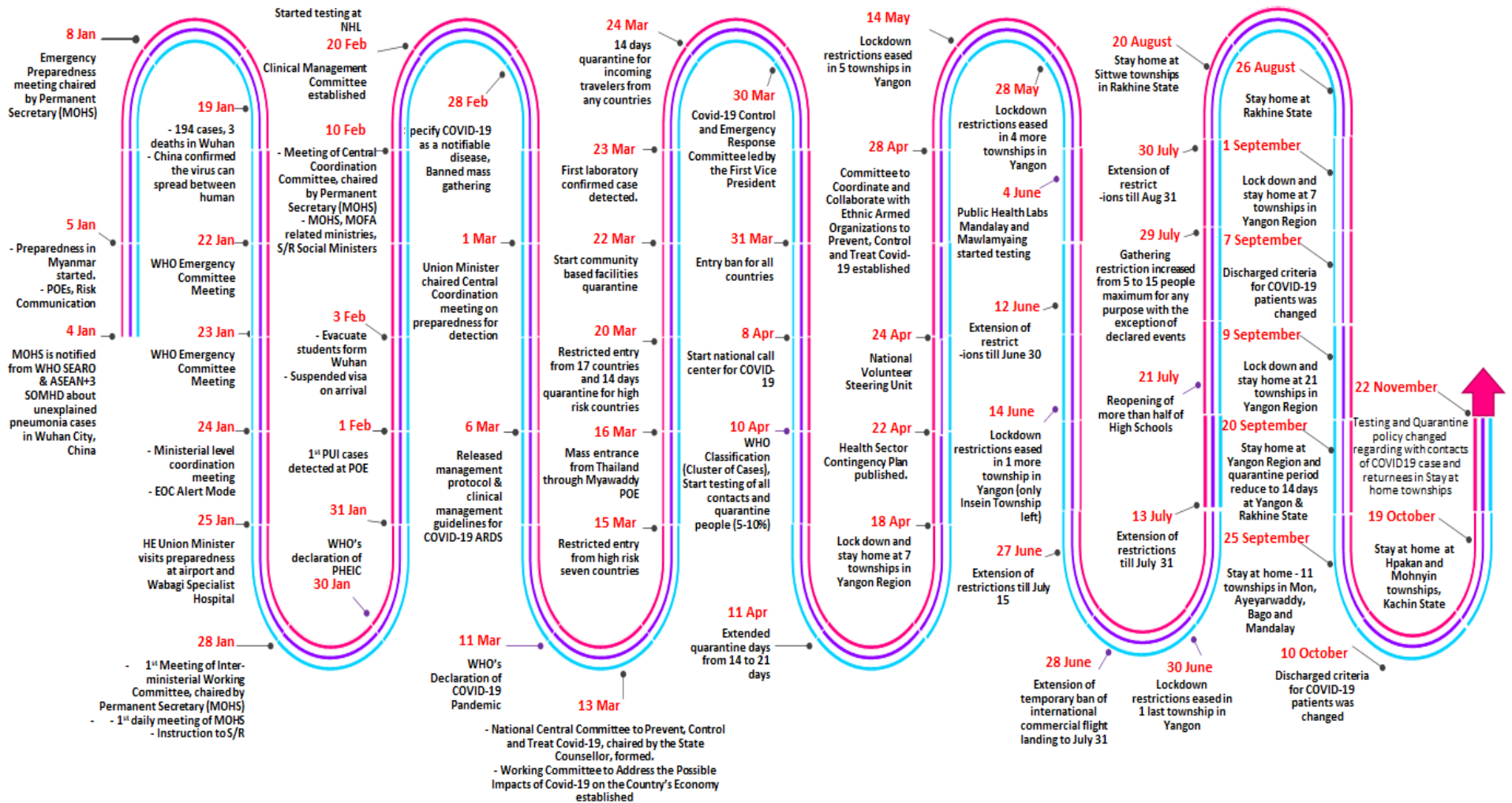


Total tested persons - 1,615,672

Total confirmed cases - 116,982

Tested person Positivity rate

Timeline of Preparedness and Response to COVID-19 in Myanmar (as of 21.12.2020)



Hotline Number — 0673 420 268

Data source - CEU, DMS, NHL, PHL (MDY and MLM), DMR, DSGH, State and Region Health Departments