



Ministry of Health and Sports (Myanmar)

Department of Public Health

Central Epidemiology Unit

(27 October 2020)

Situation Report -203

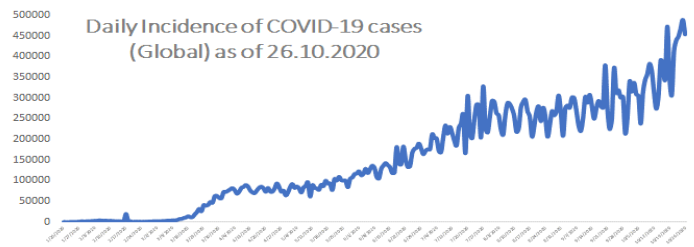
Coronavirus Disease 2019 (COVID-19)

WHO Coronavirus Disease (COVID-19) Dashboard data as of 5:06 PM CEST 26 October 2020

Confirmed cases
42,966,344

Deaths
1,152,604

Case Fatality Rate
2.7%



Myanmar Situation

Data as reported by States and Regions by 26 October 2020

Total Tested-567,637

46,200

Confirmed Cases

26,007

Discharged

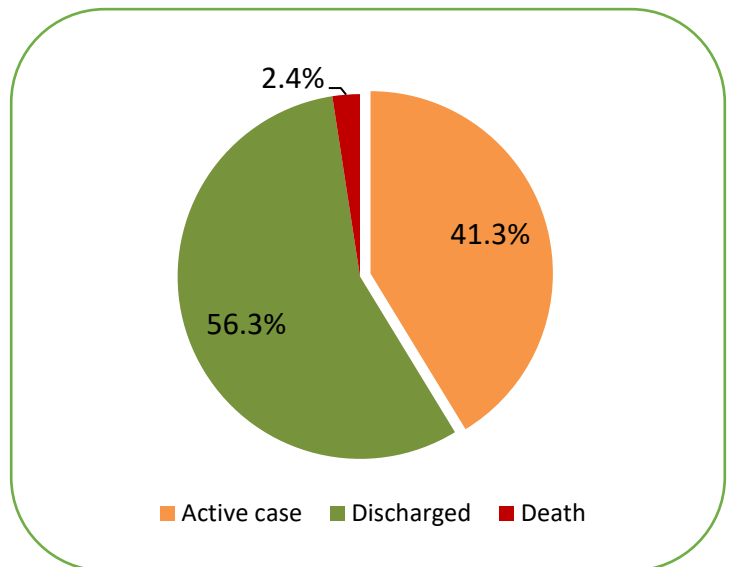
521,437

Negative

1,122

Death

Current Situation of Confirmed cases (23.3.2020-26.10.2020), n=46,200



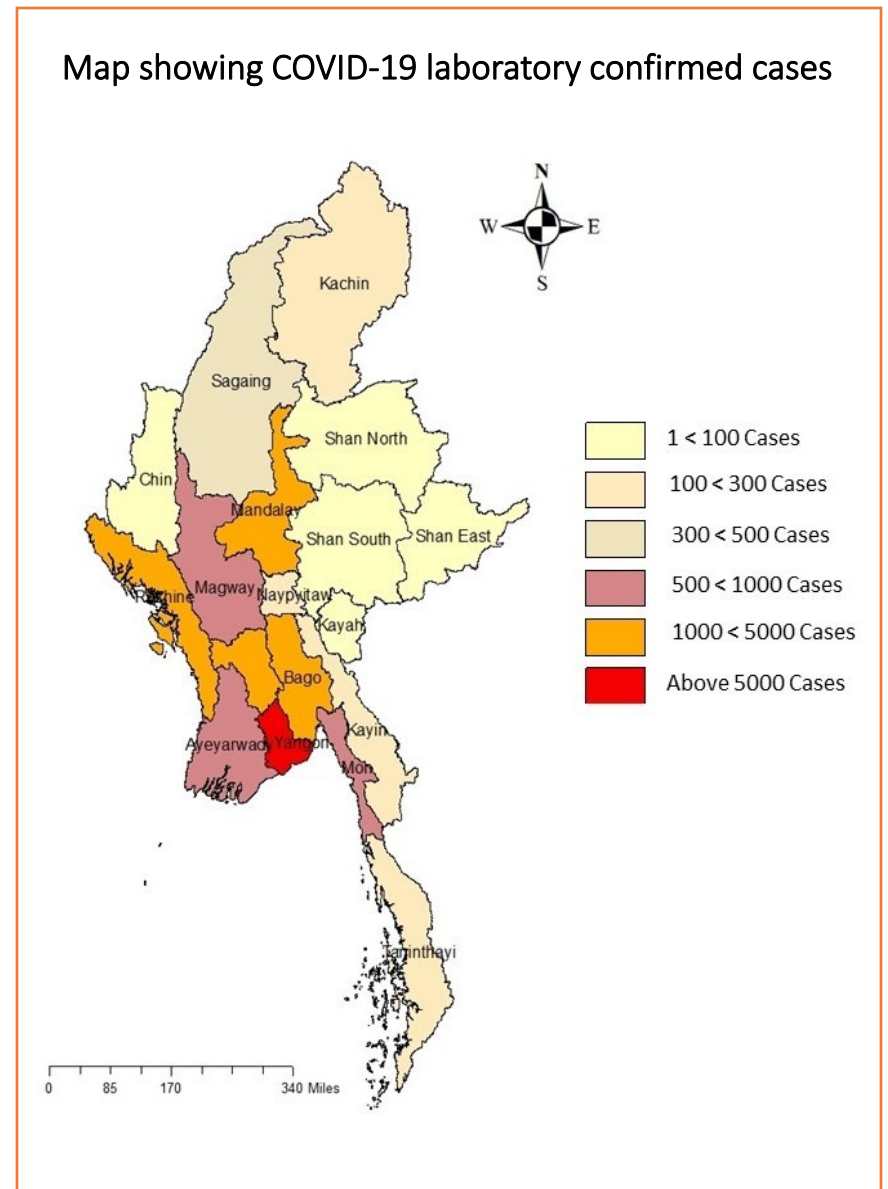
COVID-19 confirmed cases by two phases (23.3.2020 – 26-10-2020), n=46,200

Date	Local transmission		Imported		Total cases	Total Death
	No. of cases	Death	No. of case	Death		
(23.3.2020-15.8.2020)	161	5	213	1	374	6
(16.8.2020-26.10.2020)	45671	1116	155	-	45826	1116
Total	45832	1121	368	1	46200	1122

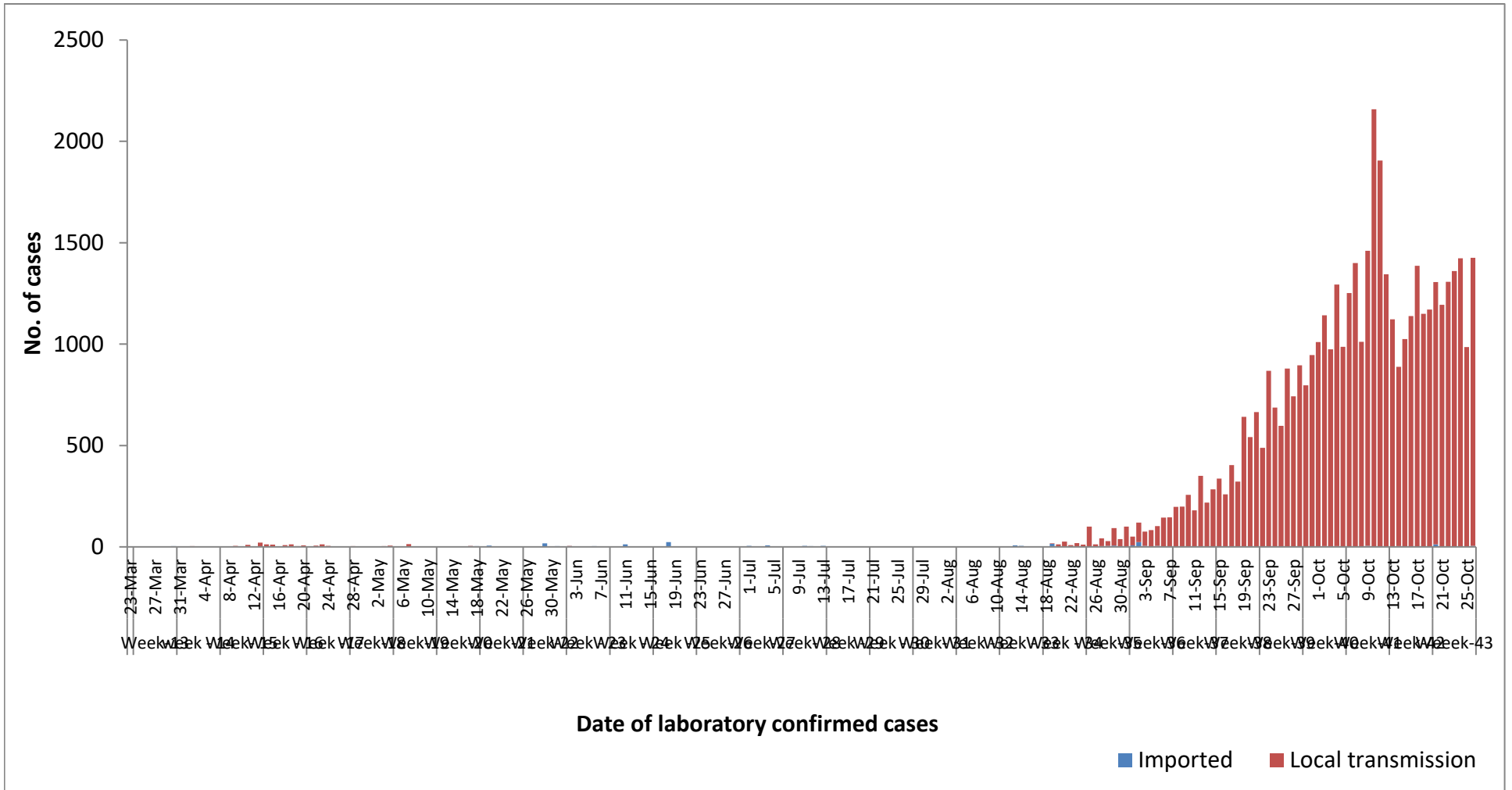
COVID-19 confirmed cases and death by State/Region (23.3.2020 – 26-10-2020), n=46,200

No	State/Region	COVID –19 Confirmed case	New confirmed cases within 24 hours	Deaths
1	Yangon	36,092	1,156	1,073
2	Rakhine	2,772	36	15
3	Bago	2,382	75	3
4	Mandalay	1,588	58	5
5	Ayeyarwaddy	909	22	6
6	Mon	591	7	8
7	Magway	542	43	1
8	Sagaing	338	11	1
9	Naypyitaw	274	5	3
10	Kayin	237	6	4
11	Thanintharyi	172	3	1
12	Kachin	130	-	-
13	Shan (South)	67	2	1
14	Chin	65	-	1
15	Shan (North)	28	1	-
16	Shan (East)	10	-	-
17	Kayah	3	1	-
Total		46,200	1,426	1,122

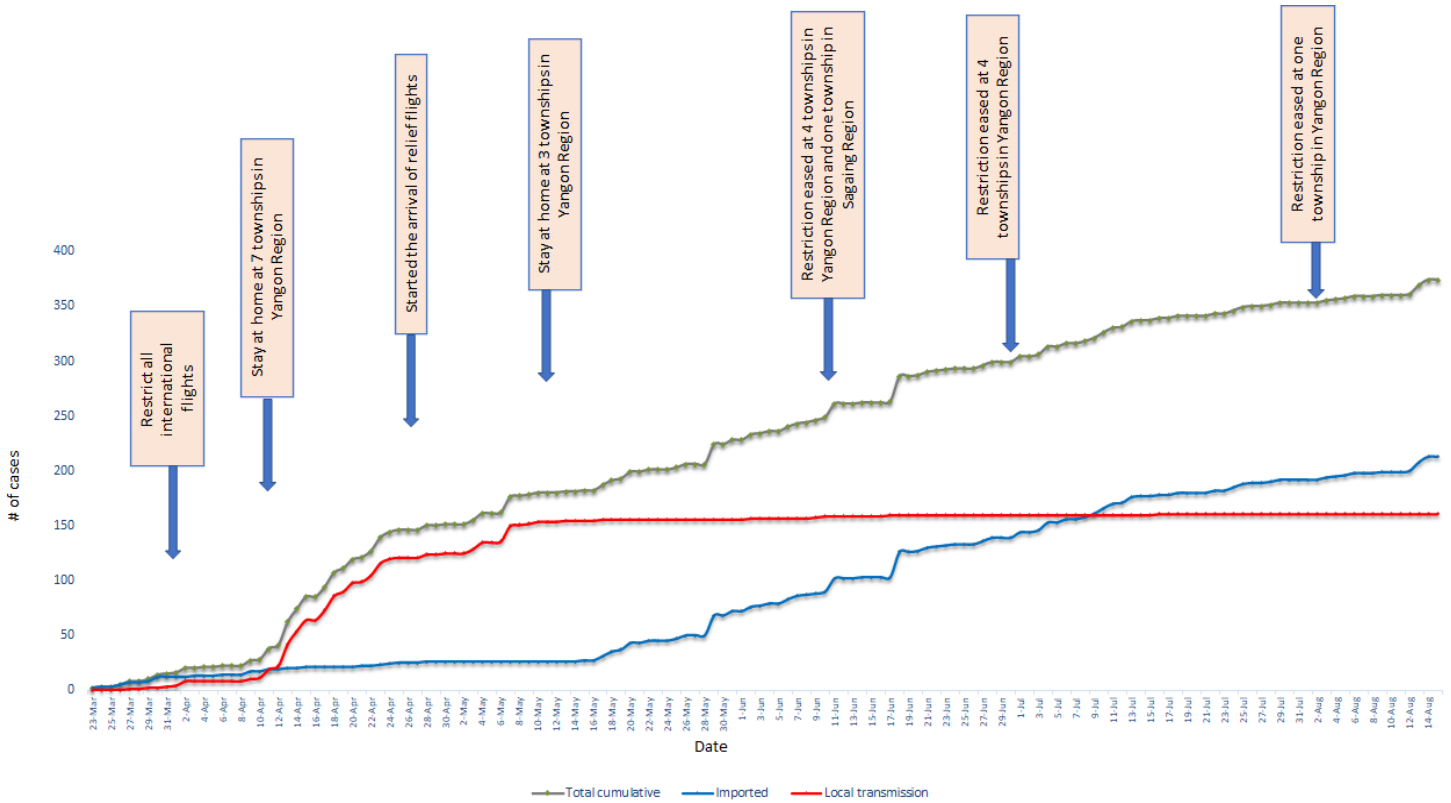
*No. of new cases by State and Region are counted according to epidemiology situation



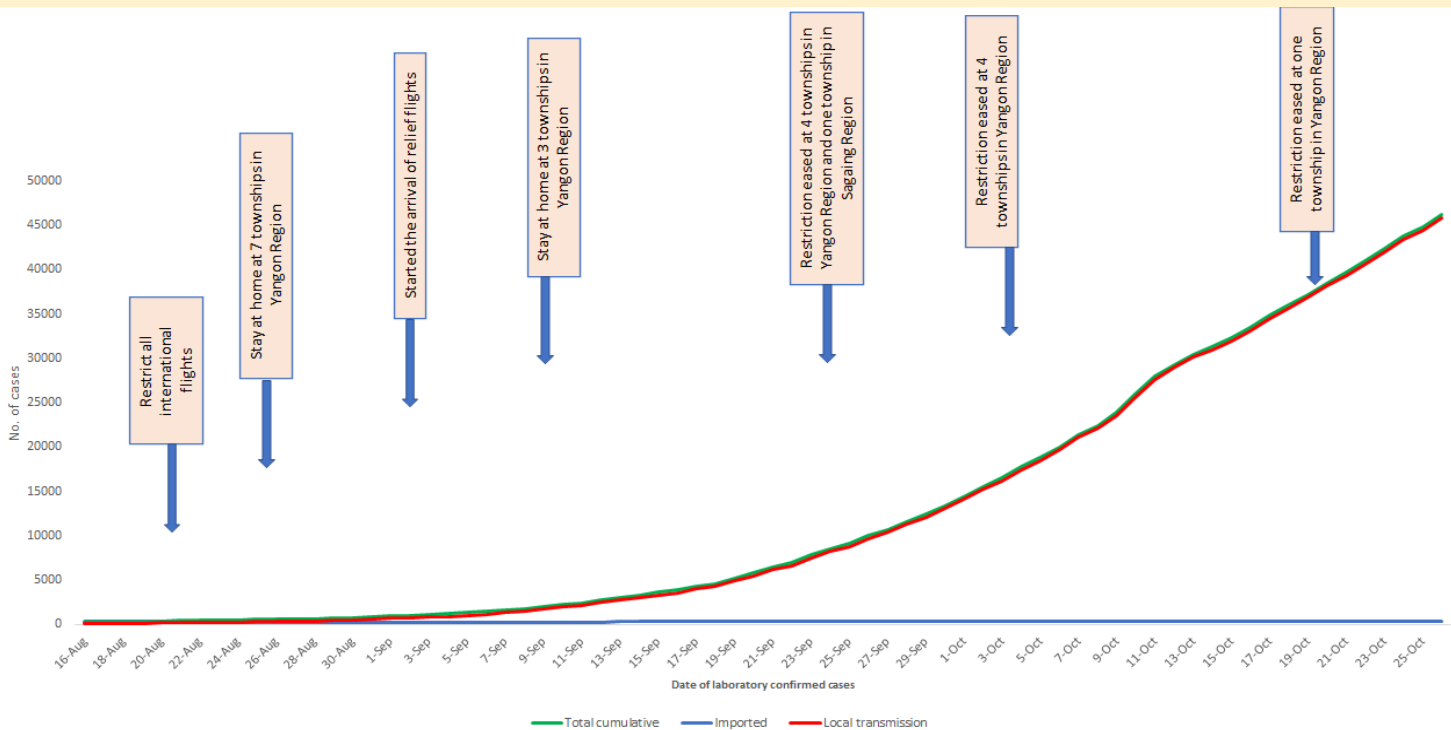
COVID-19 confirmed cases by types of transmissions (as of 26.10.2020) n=46,200



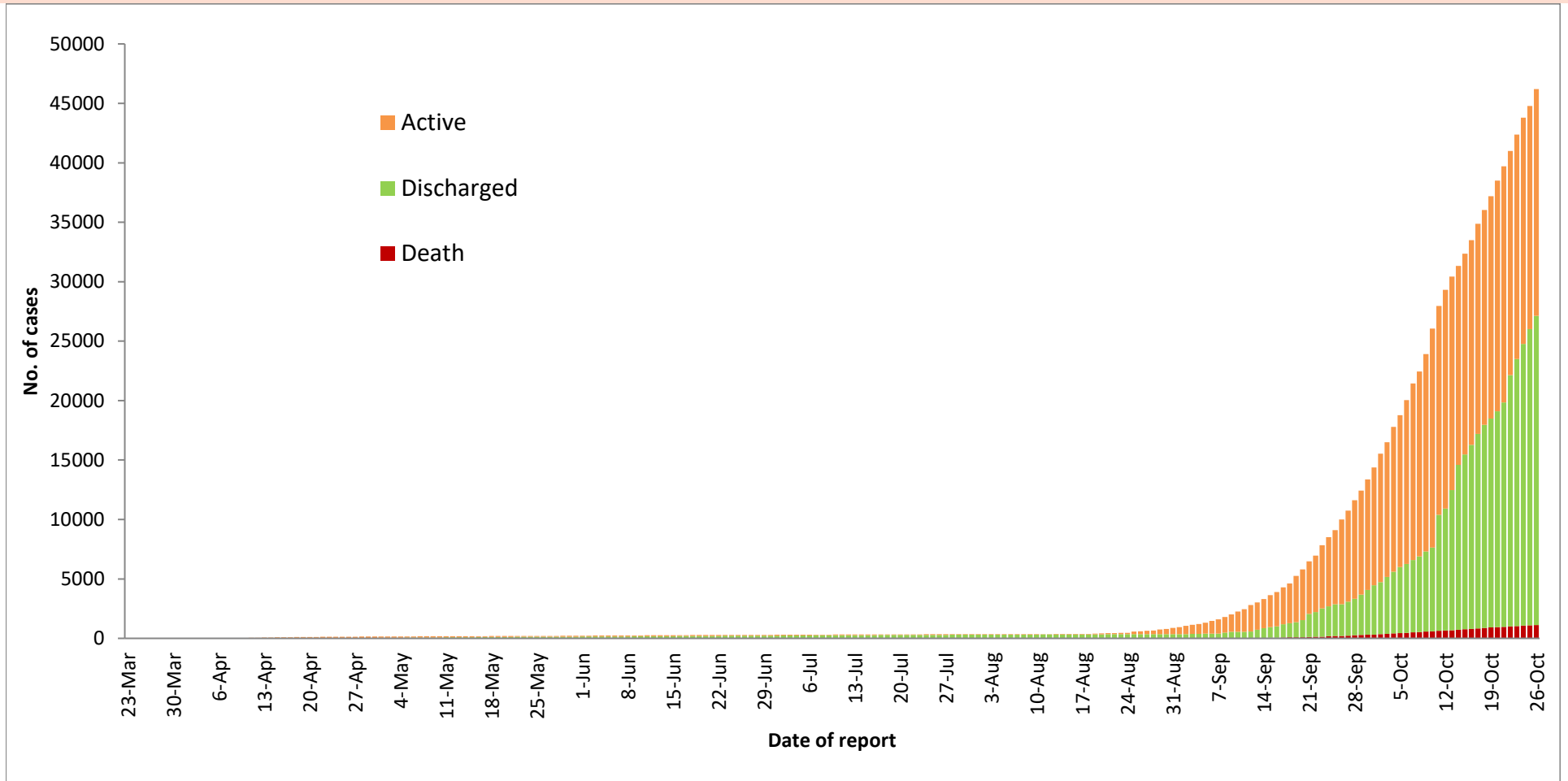
Total cumulative number of cases, imported and local transmission cases by date (23.3.2020- 15.8.2020), n= 374



Total cumulative number of cases, imported and local transmission cases by date (16.8.2020- 26.10.2020)



Cumulative Number of active confirmed cases, discharged and deaths (23.3.2020 – 26.10.2020), n (cumulative)=46,200



* Discharged criteria for COVID-19 patients was changed on 10.10.2020

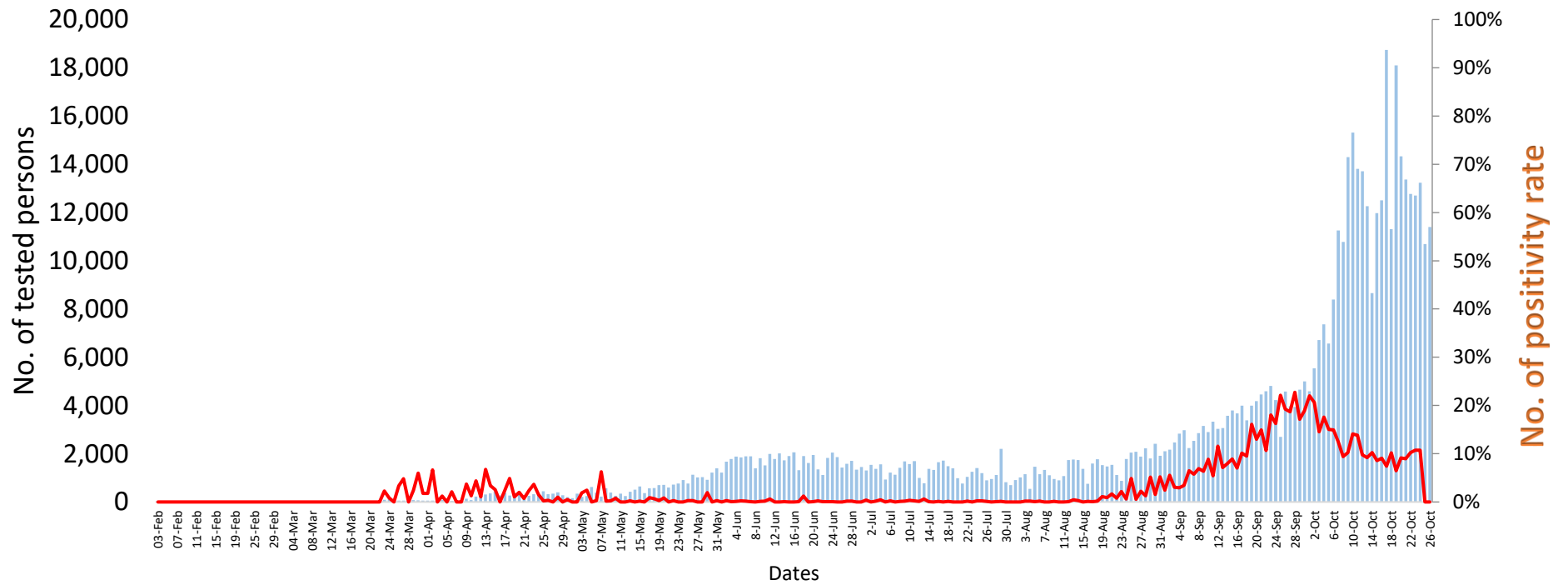
Summary of current situation		
Type	New (25.10.2020-26.10.2020)	Total (on 26.10.2020)
Suspected and Person Under Investigation (PUI)	400	1,608
Hospital Quarantine	21	259
Facility Quarantine	3,451	55,039

Person under Investigation (PUI) by State/Region hospitals (31.1.2020 – 26.10.2020) n= 29,196	No. of Facility Quarantine sites and Quarantined people on 26.10.2020
---	---

No.	State/Region	PUI	No.	State/Region	No. of facilities	Total no. of quarantine
1	Yangon	19934	1	Ayeyarwaddy	1,353	13,507
2	Mandalay	3730	2	Yangon	330	11,540
3	Mon	966	3	Bago	1,030	8,388
4	Kayin	632	4	Sagaing	839	3,595
5	Rakhine	617	5	Magway	469	2,983
6	Ayeyarwaddy	594	6	Mandalay	310	2,643
7	Magway	568	7	Kachin	264	2,409
8	Bago	501	8	Kayin	208	1,896
9	Shan (N)	400	9	Rakhine	292	1,621
10	Thanintharyi	276	10	Mon	27	1,367
11	Sagaing	188	11	Tanintharyi	153	1,282
12	Naypyitaw	178	12	Naypyitaw	9	1,134
13	Shan (E)	170	13	Shan South	118	905
14	Shan (S)	161	14	Shan North	413	818
15	Kachin	111	15	Shan East	22	405
16	Kayah	94	16	Kayah	12	365
17	Chin	76	17	Chin	29	181
Total		29,196	Total		5,878	55,039

*Facility quarantine rule changed from 21 days to 14 days on 11-9-2020 while 7 days home quarantine rule remain unchanged.

COVID-19 positivity rate by date (as of 26.10.2020)

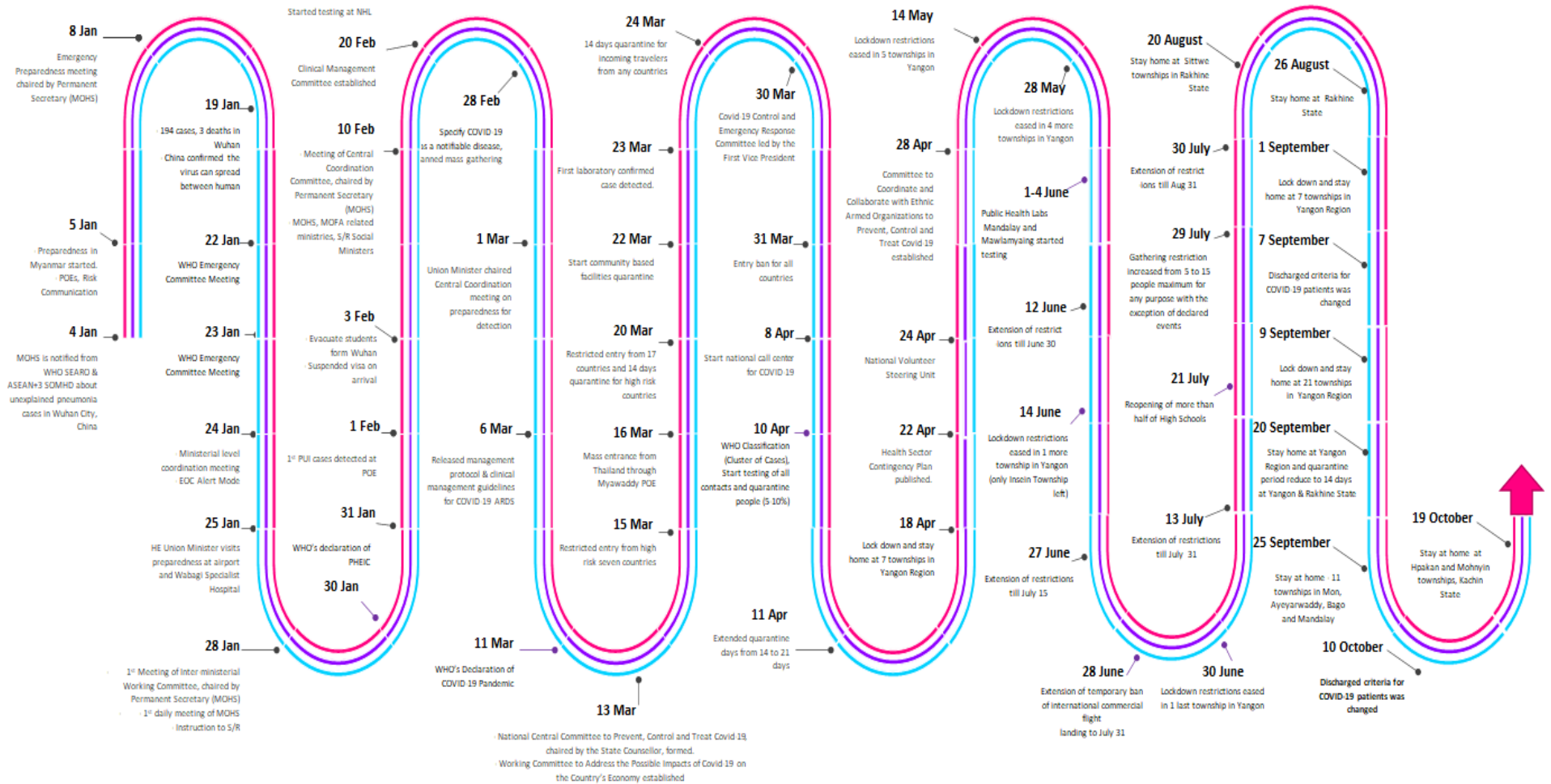


Total tested persons - 567,637

Total confirmed cases - 46,200

Tested person Positivity rate

Timeline of Preparedness and Response to COVID-19 in Myanmar (as of 26.10.2020)



Hotline Number — 0673 420 268

Data source - CEU, DMS, NHL, PHL (MDY and MLM), DMR, DSGH, State and Region Health Departments