



# Ministry of Health and Sports (Myanmar)

## Department of Public Health

### Central Epidemiology Unit

(18 November 2020)

Situation Report -225

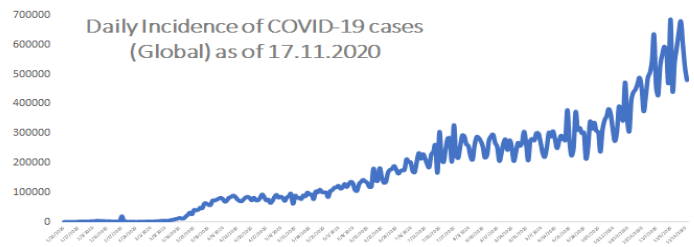
## Coronavirus Disease 2019 (COVID-19)

WHO Coronavirus Disease (COVID-19) Dashboard data as of 3:33 PM CEST 17 November 2020

**Confirmed cases**  
**54,771,888**

**Deaths**  
**1,324,249**

**Case Fatality Rate**  
**2.4%**



### Myanmar Situation

Data as reported by States and Regions by 17 November 2020

Total Tested-930,082

**71,730**

**858,352**

Confirmed Cases

Negative

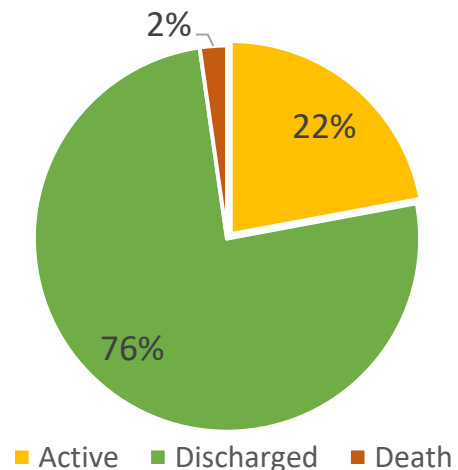
**54,274**

**1,625**

Discharged

Death

Current Situation of Confirmed cases (23.3.2020-17.11.2020), n=71,730



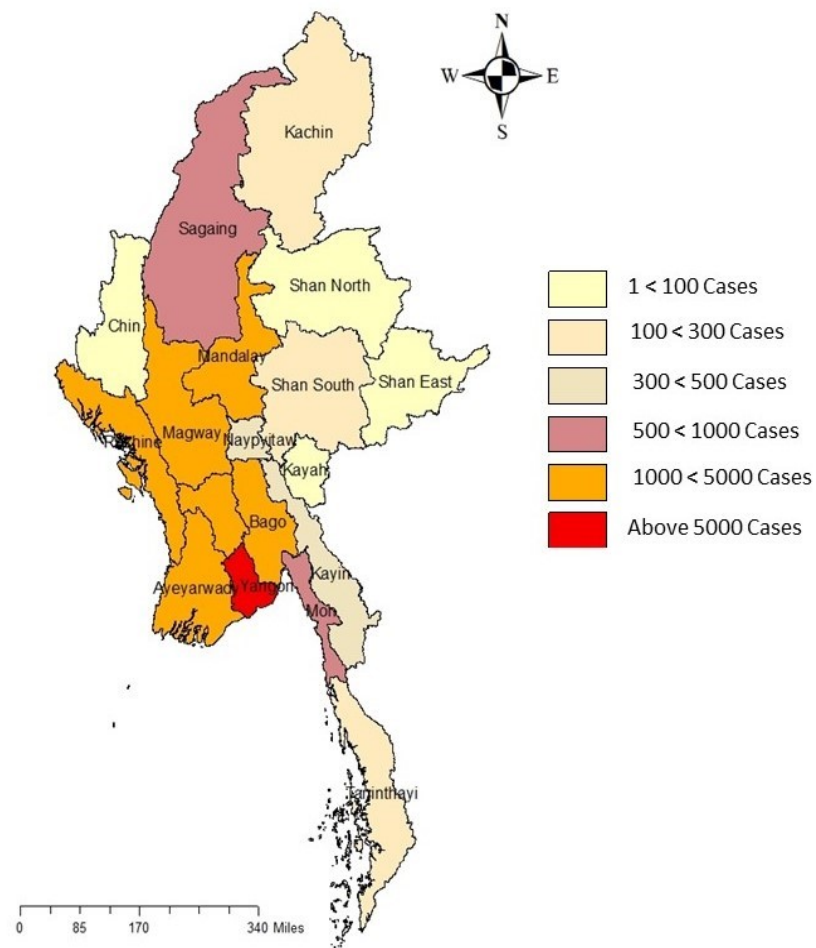
COVID-19 confirmed cases by two phases (23.3.2020 – 17-11-2020), n=71,730

Date	Local transmission		Imported		Total cases	Total Death
	No. of cases	Death	No. of case	Death		
(23.3.2020-15.8.2020)	161	5	213	1	374	6
(16.8.2020-17.11.2020)	71160	1619	196	-	71356	1619
<b>Total</b>	<b>71321</b>	<b>1624</b>	<b>409</b>	<b>1</b>	<b>71730</b>	<b>1625</b>

COVID-19 confirmed cases and death by State/Region (23.3.2020 – 17-11-2020), n=71,730

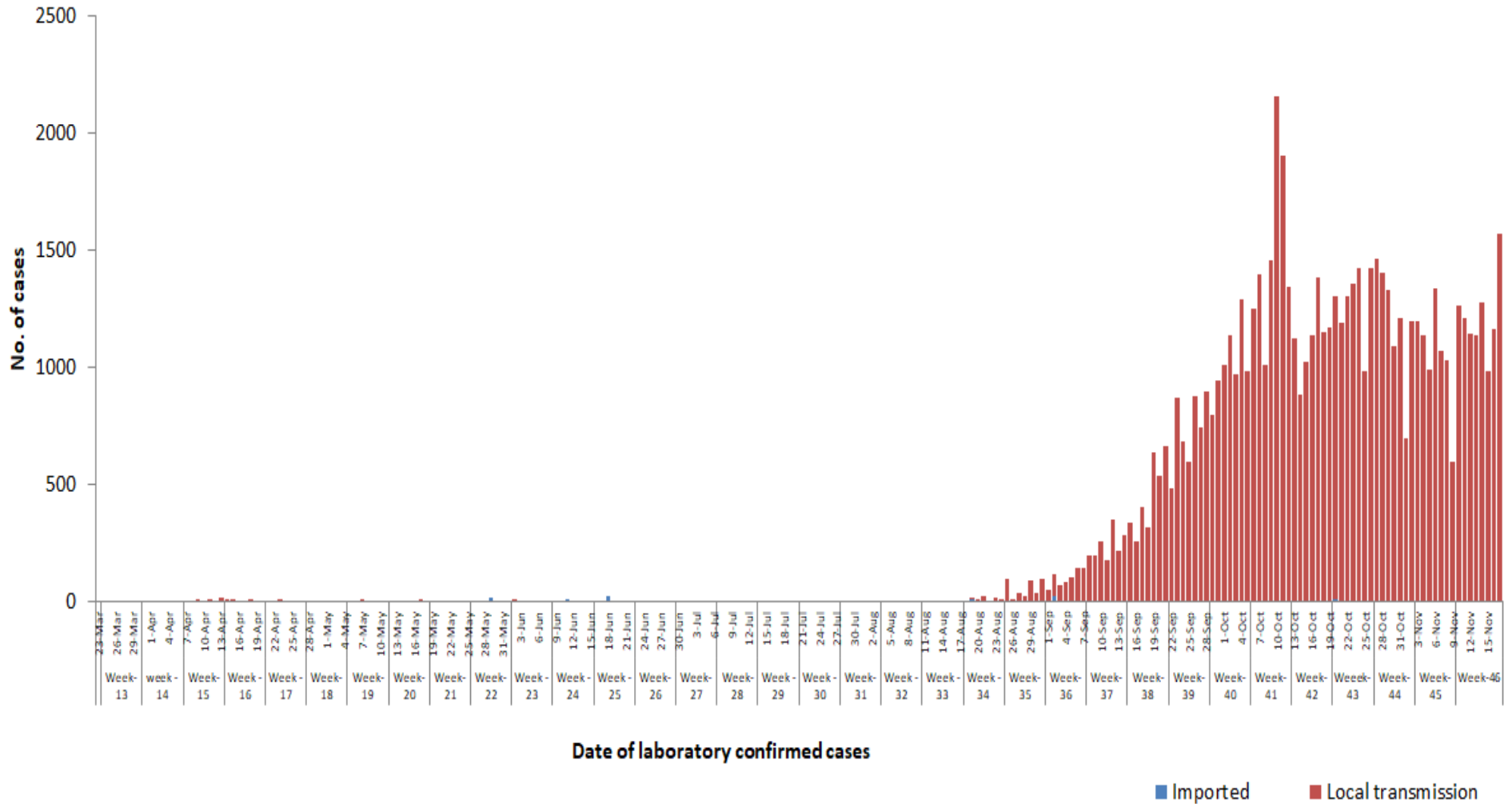
No	State/Region	COVID –19 Confirmed case	New confirmed cases within 24 hours	Deaths
1	Yangon	54,932	1,042	1,551
2	Bago	3,706	89	5
3	Mandalay	3,527	223	16
4	Rakhine	3,302	17	22
5	Ayeyarwaddy	2,037	49	8
6	Magway	1,143	80	1
7	Mon	882	21	10
8	Sagaing	646	5	1
9	Kayin	464	17	6
10	Naypyitaw	339	1	3
11	Thanintharyi	293	9	-
12	Kachin	149	1	-
13	Shan (South)	141	4	1
14	Chin	88	2	1
15	Shan (North)	55	6	-
16	Shan (East)	16	1	-
17	Kayah	10	2	-
<b>Total</b>		<b>71,730</b>	<b>1,569</b>	<b>1,625</b>

Map showing COVID-19 laboratory confirmed cases

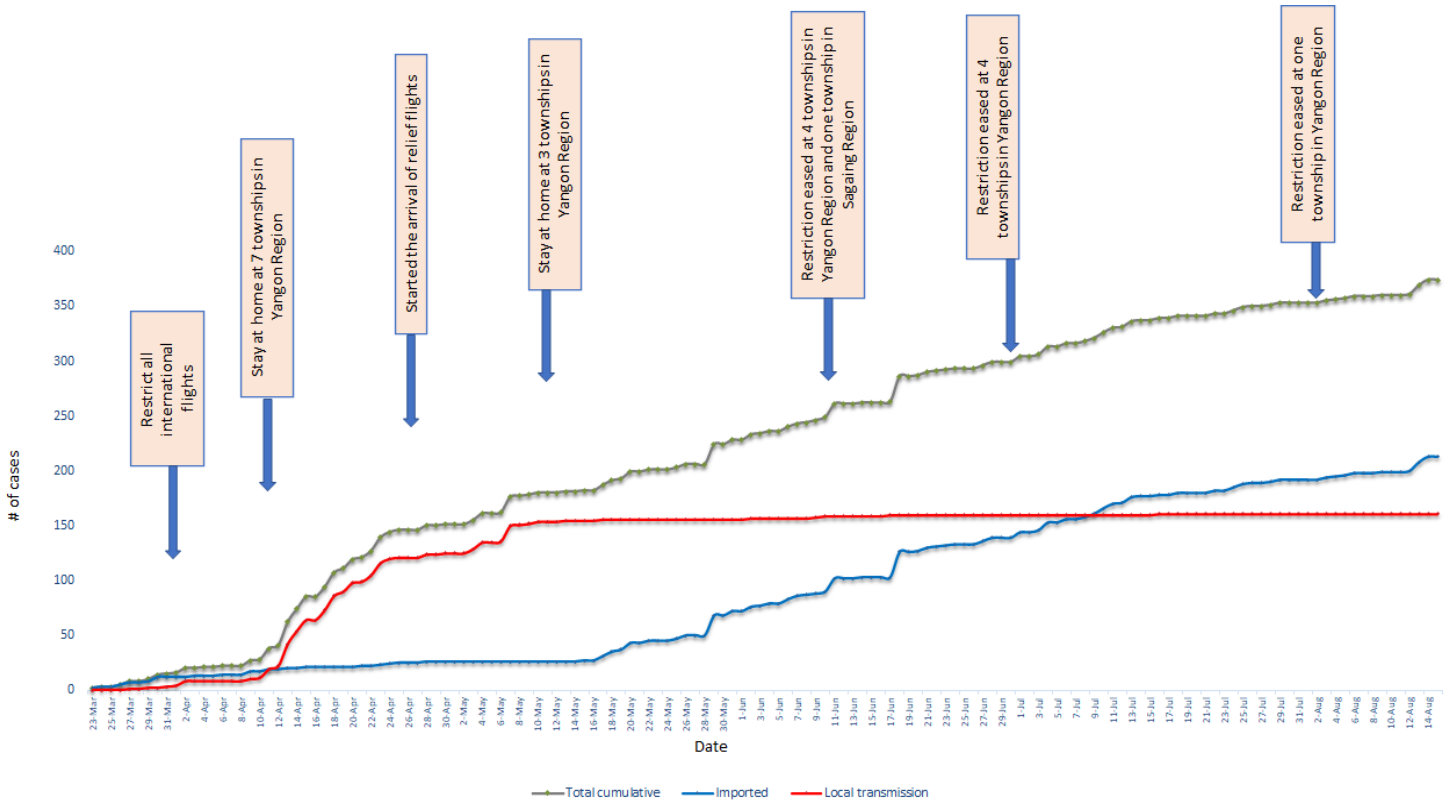


\*No. of new cases by State and Region are counted according to epidemiology situation

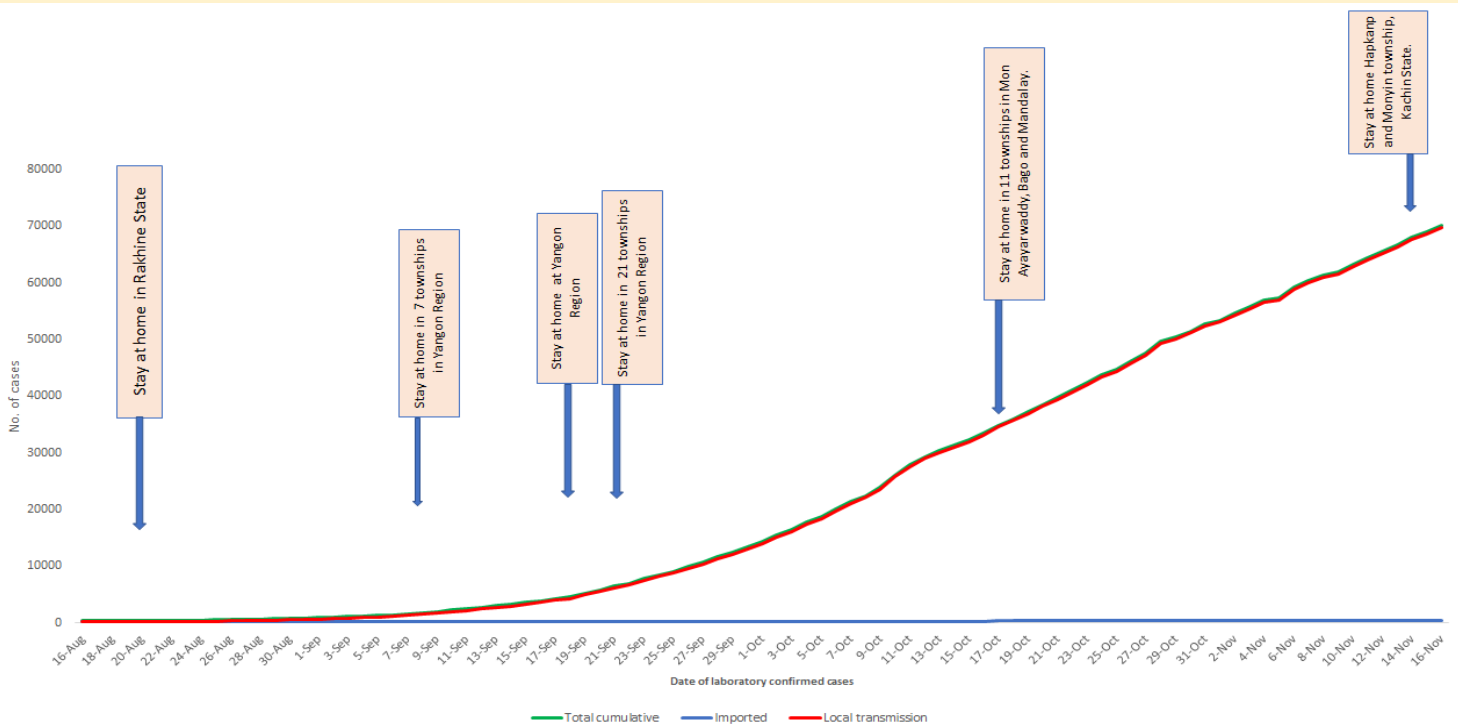
## COVID-19 confirmed cases by types of transmissions (as of 17.11.2020) n=71,730



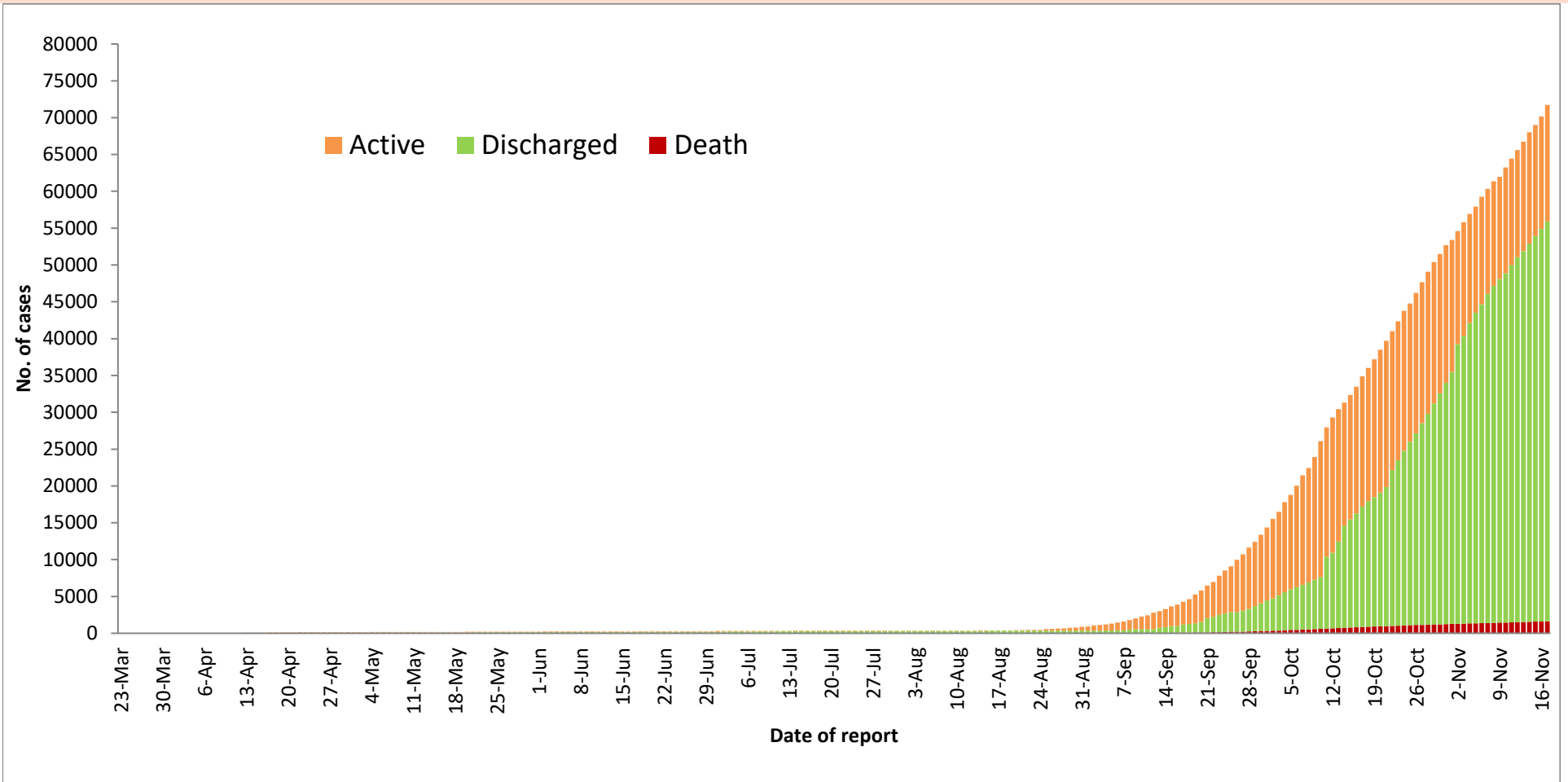
Total cumulative number of cases, imported and local transmission cases by date (23.3.2020- 15.8.2020), n= 374



Total cumulative number of cases, imported and local transmission cases by date (16.8.2020- 17.11.2020)



**Cumulative Number of active confirmed cases, discharged and deaths (23.3.2020 – 17.11.2020), n (cumulative)=71,730**



\* Discharged criteria for COVID-19 patients was changed on 10.10.2020

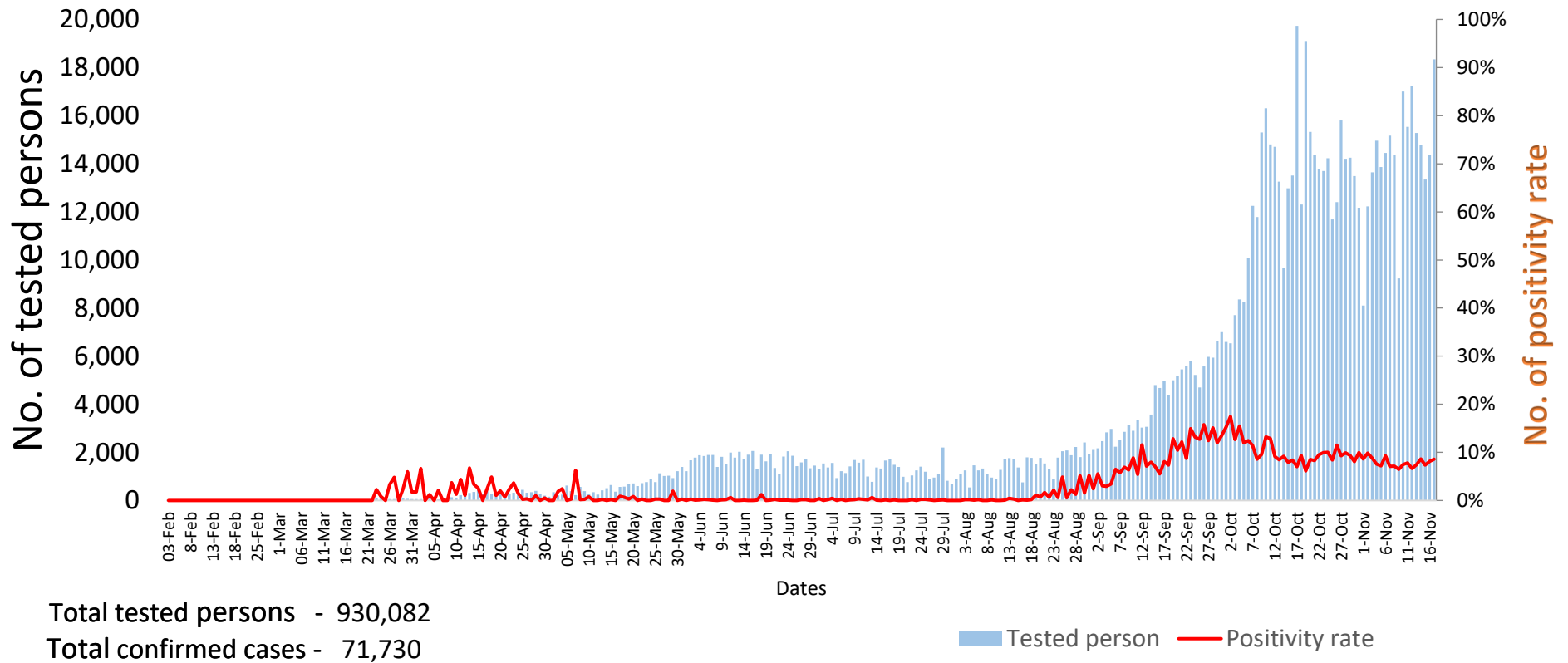
Summary of current situation		
Type	New (16.11.2020-17.11.2020)	Total (on 17.11.2020)
Suspected and Person Under Investigation (PUI)	631	1,531
Hospital Quarantine	21	210
Facility Quarantine	4,830	58,428

Person under Investigation (PUI) by State/Region hospitals (31.1.2020 – 17.11.2020) n= 39,970	No. of Facility Quarantine sites and Quarantined people on 17.11.2020
---	---

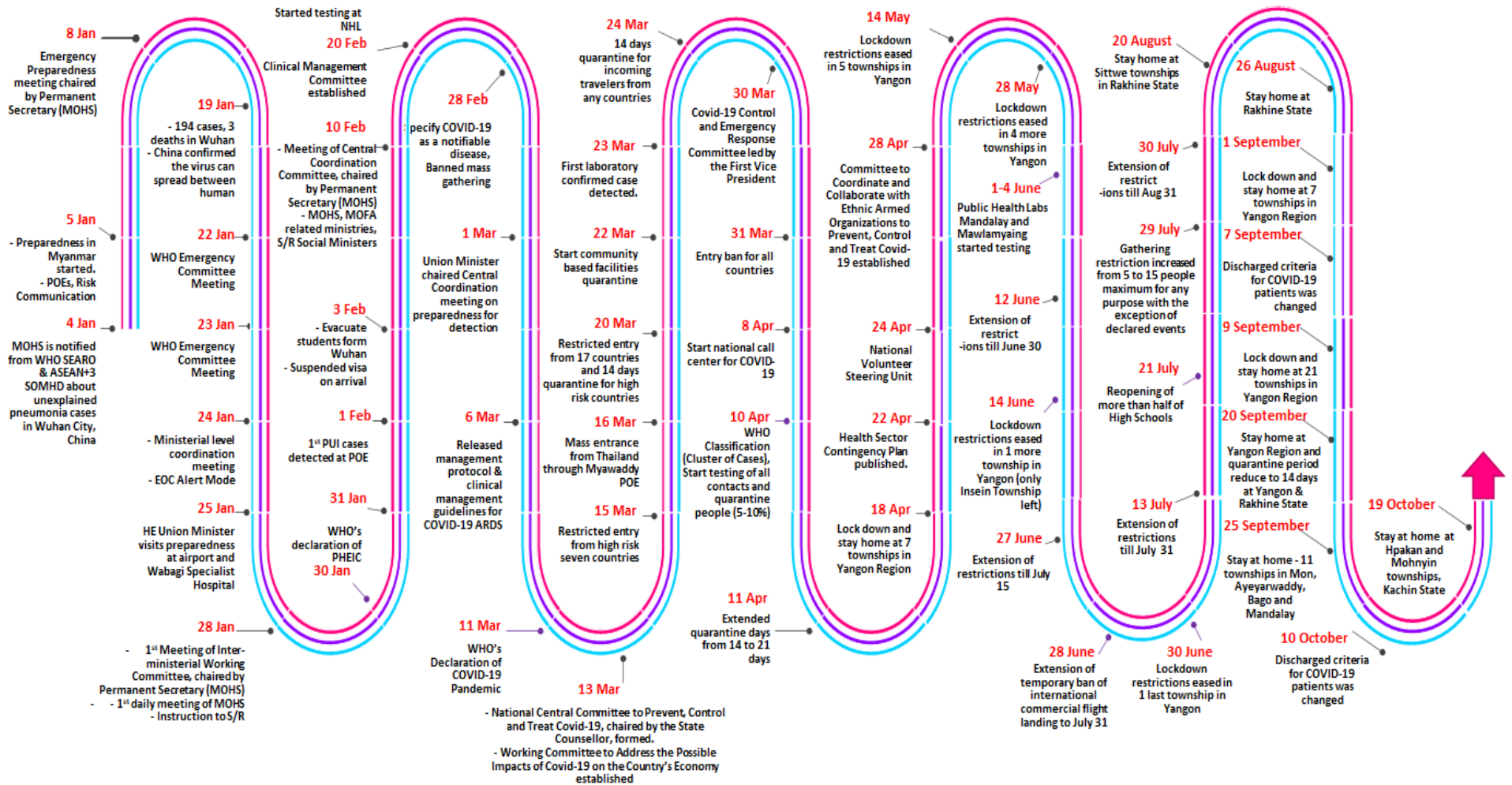
No.	State/Region	PUI	No.	State/Region	No. of facilities	Total no. of quarantine
1	Yangon	27755	1	Ayeyarwaddy	1,477	16,311
2	Mandalay	5046	2	Yangon	316	9,109
3	Mon	1132	3	Bago	1134	7,397
4	Ayeyarwaddy	986	4	Sagaing	868	4,213
5	Kayin	817	5	Mandalay	196	4,067
6	Bago	753	6	Magway	447	2,326
7	Rakhine	704	7	Kayin	308	2,241
8	Magway	701	8	Mon	36	2,064
9	Shan (N)	475	9	Shan South	118	2,001
10	Thanintharyi	436	10	Rakhine	297	1,992
11	Sagaing	241	11	Naypyitaw	6	1,735
12	Naypyitaw	240	12	Kachin	187	1,722
13	Shan (E)	187	13	Tanintharyi	153	1500
14	Shan (S)	184	14	Shan North	425	785
15	Kachin	126	15	Kayah	13	383
16	Kayah	98	16	Chin	26	358
17	Chin	89	17	Shan East	20	224
<b>Total</b>		39,970	<b>Total</b>		6,027	58,428

\*Facility quarantine rule changed from 21 days to 14 days on 11-9-2020 while 7 days home quarantine rule remain unchanged.

## COVID-19 positivity rate by date (as of 17.11.2020)



# Timeline of Preparedness and Response to COVID-19 in Myanmar (as of 17.11.2020)



Hotline Number — 0673 420 268

Data source - CEU, DMS, NHL, PHL (MDY and MLM), DMR, DSGH, State and Region Health Departments