



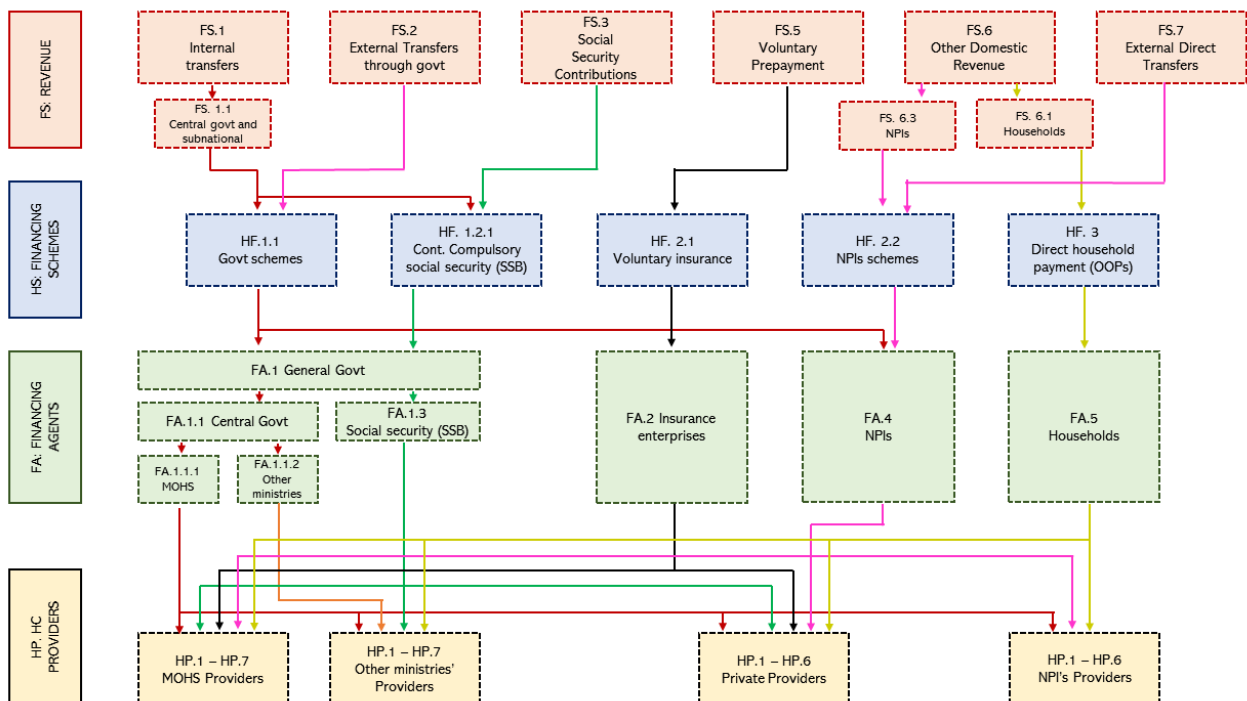
Context: Macroeconomic Situation, 2017

Population (million)	53.4
General financing	
GDP (billion current US\$)	66.5
GDP per capita (current US\$)	1 246
GDP annual growth (2016-2017) (%)	1.13
Total government revenue* ⁵ as % of GDP	16.6
Population living below poverty line at \$1.17 a day (2017, 1590 MMK) (% of population) ⁴	24.8
Health financing	
CHE as % of GDP	4.6
CHE per capita (current US\$)	57.9
GGHE-D as % of GDP	0.67
GGHE-D as % of GGE	3.37
GGHE-D per capita (current US\$)	8.3
Out-of-pocket payment as % of CHE	75.7
Out-of-pocket payment per capita (current US\$)	43.8

CHE: current expenditure on health;
 GDP: gross domestic product;
 GGHE-D: domestic general government health expenditure
 *Total taxes and other revenues received by the national government (excluding grants)

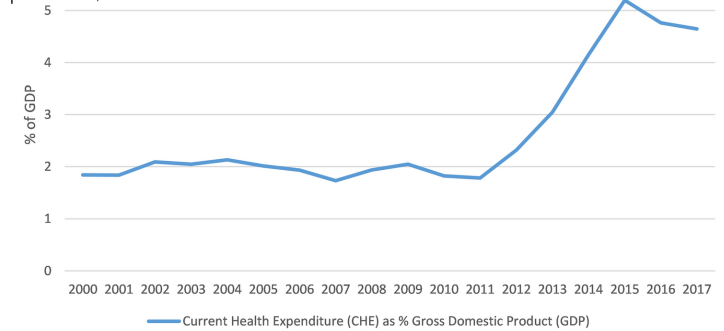
Health financing flows

Fig. 1 Health financing flows



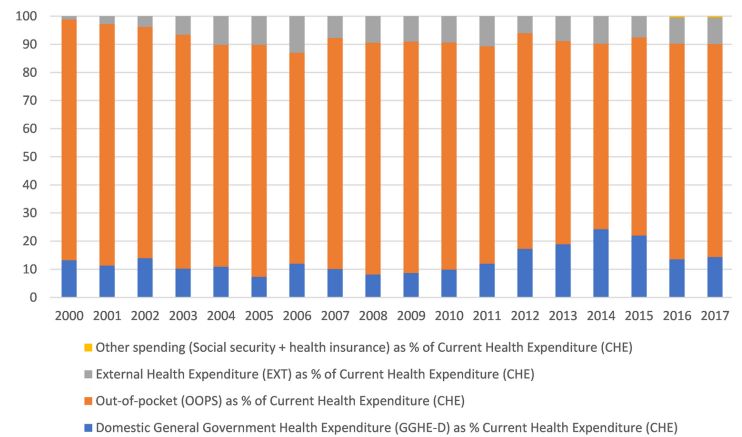
Current Health Expenditure has seen an increase since 2012.

Fig. 2 Current expenditure on health as a % of gross domestic product, 2000-2017



Households and domestic government spending on health have been the main sources of health expenditures over the past two decades.

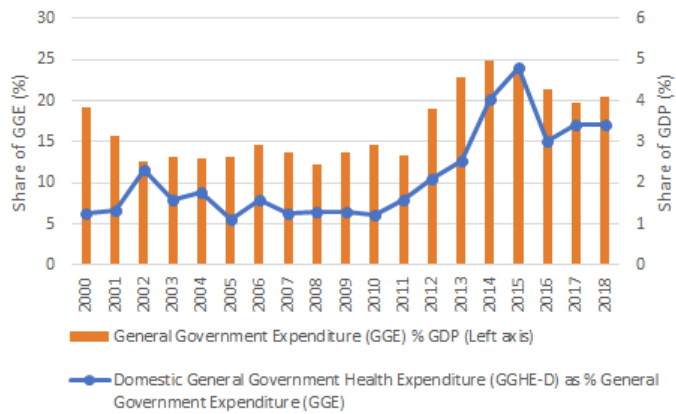
Fig. 3 Share of revenues for health as a % of current expenditure on health, 2000-2017



External health expenditure refers to spending through government and Non-for-Profit Institutions.

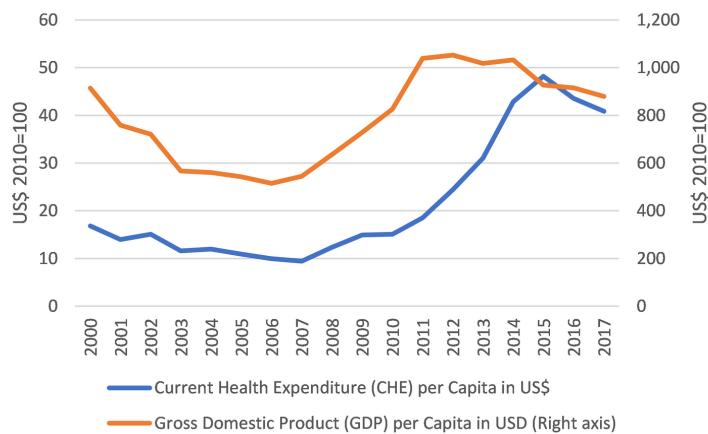
Governmental priority on health

Fig. 4 Domestic general government expenditure on health (GGHE-D) as a % of general government expenditure (GGE) and General government spending as a % of GDP, 2000–2017



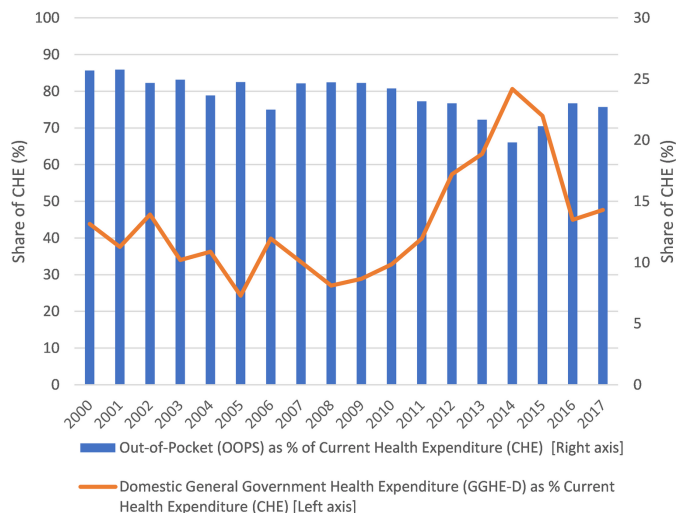
Per capita spending on health

Fig. 5 Current expenditure on health (CHE) and GDP per capita US\$, 2000–2017



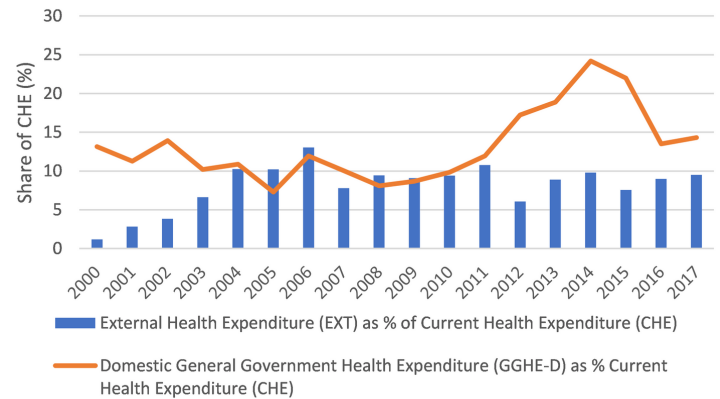
When Public Resources Spend more on Health, Households Spend less.

Fig. 6 Domestic government and Out of Pocket Spending (OOPS) spending as a % of current expenditure on health, 2000–2017



Funding for health by donors

Fig. 7 Domestic government and external expenditure on health (EXT) as a % of current expenditure on health (CHE), 2000–2017



How big is the household's financial hardship from health-care expenditure?

In 2015, 14.4% of people faced catastrophic health spending, accounting for more than 10% of their household's total consumption expenditures on health care according to Myanmar Poverty and Living Condition Survey.(3)

Key messages

- **Current expenditure on health (CHE)** as a share of gross domestic product (GDP) has increased notably between 2011–2015 and then remained stable.
- The **main driver behind this increase has been OOPS.** Although its relative importance decreases when government spending increases (Figure 3 after 2012).
- **Health is not being properly prioritized.** Domestic government health spending does not increase as fast as total government spending (Figures 4 and 6).
- **Both catastrophic health spending and OOPS remain high.** Progress towards Universal Health Coverage will remain compromised until OOPS is not being significantly reduced.

Source

1. MoHS (2020). Myanmar National Health Accounts, 2016–2018. Ministry of Health and Sports. Nay Pyi Taw, Myanmar.
2. WHO (2020). Global health expenditure database (WHO- GHED). <https://apps.who.int/nha/database/Select/Indicators/en>
3. World Health Organization. Regional Office for South-East Asia. (2019). 2019 Health SDG profile: Myanmar. World Health Organization. Regional Office for South-East Asia. <https://apps.who.int/iris/handle/10665/327762>. License: CC BY-NC-SA 3.0 IGO
4. World Bank (2019). Myanmar Living Condition Survey 2017 Report 3 - Poverty Report (English). Washington, D.C. : World Bank Group. <http://documents.worldbank.org/curated/en/921021561058201854/Myanmar-Living-Condition-Survey-2017-Report-3-Poverty-Report>
5. Beck, HA; Rahardja, S; Myint, TD; Nair, A; Guo, F; Maw, AKM; Reungsri, T; Kessler, MDA. (2018). Myanmar Economic Monitor: Navigating Risks (English). Myanmar economic monitor. Washington, D.C. : World Bank Group. <http://documents.worldbank.org/curated/en/986461544542633353/Myanmar-Economic-Monitor-Navigating-Risks>