



# Ministry of Health and Sports (Myanmar)

## Department of Public Health

### Central Epidemiology Unit

(23 October 2020)

Situation Report -199

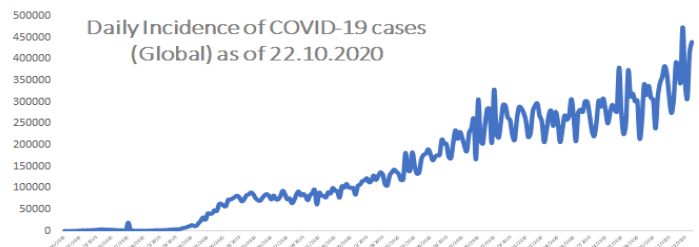
## Coronavirus Disease 2019 (COVID-19)

WHO Coronavirus Disease (COVID-19) Dashboard data as of 2:45 PM CEST 22 October 2020

**Confirmed cases**  
**41,104,946**

**Deaths**  
**1,128,325**

**Case Fatality Rate**  
**2.8%**



### Myanmar Situation

Data as reported by States and Regions by 22 October 2020

Total Tested-519,616

**41,004**

Confirmed Cases

**21,144**

Discharged

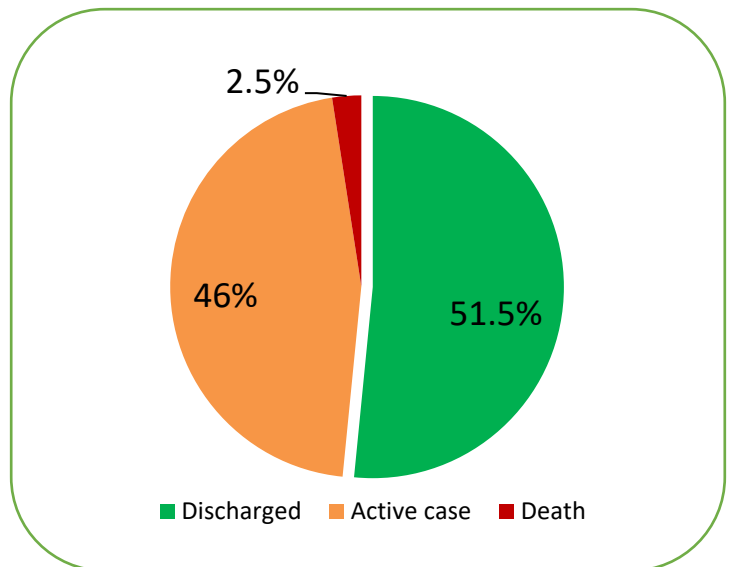
**478,612**

Negative

**1,005**

Death

Current Situation of Confirmed cases (23.3.2020-22.10.2020), n=41,004



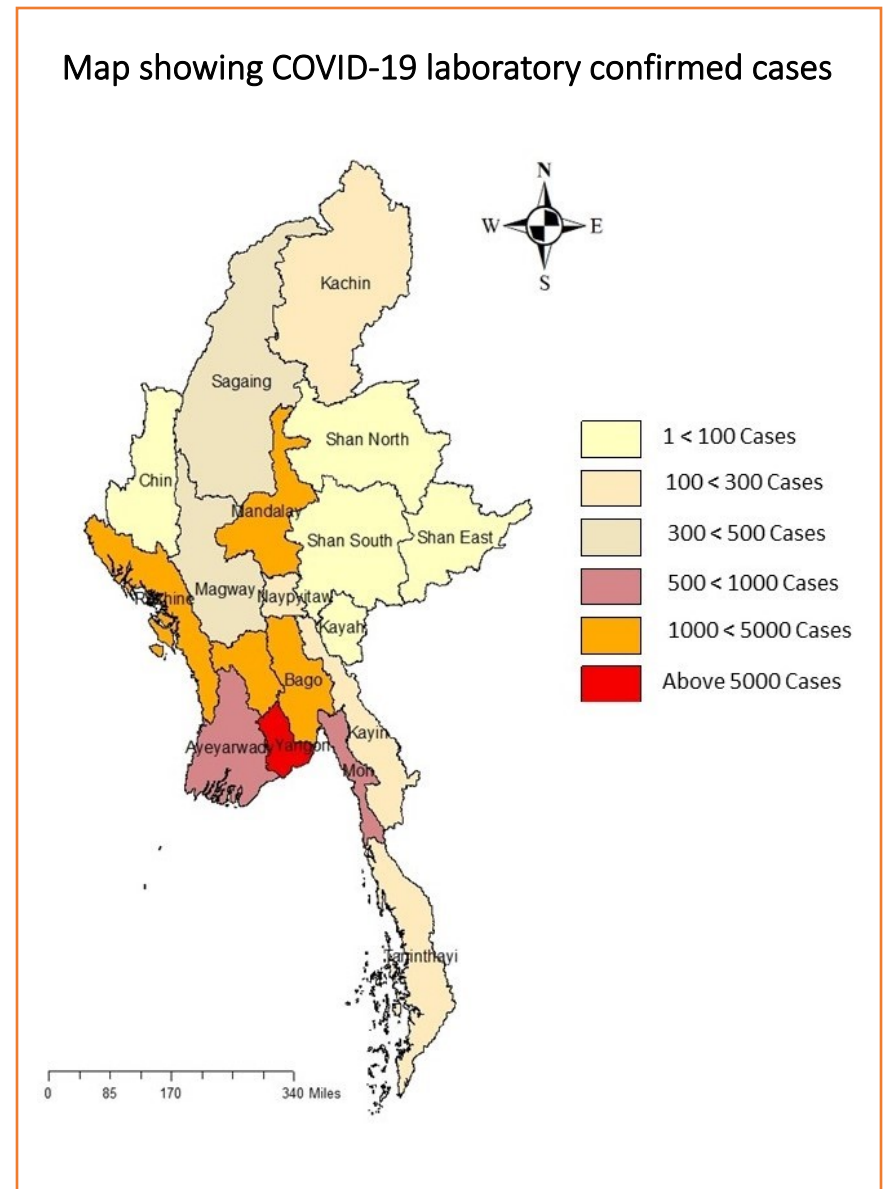
COVID-19 confirmed cases by two phases (23.3.2020 – 22-10-2020), n=41,004

| Date                   | Local transmission |             | Imported    |          | Total cases  | Total Death |
|------------------------|--------------------|-------------|-------------|----------|--------------|-------------|
|                        | No. of cases       | Death       | No. of case | Death    |              |             |
| (23.3.2020-15.8.2020)  | 161                | 5           | 213         | 1        | 374          | 6           |
| (16.8.2020-22.10.2020) | 40483              | 999         | 147         | -        | 40630        | 999         |
| <b>Total</b>           | <b>40644</b>       | <b>1004</b> | <b>360</b>  | <b>1</b> | <b>41004</b> | <b>1005</b> |

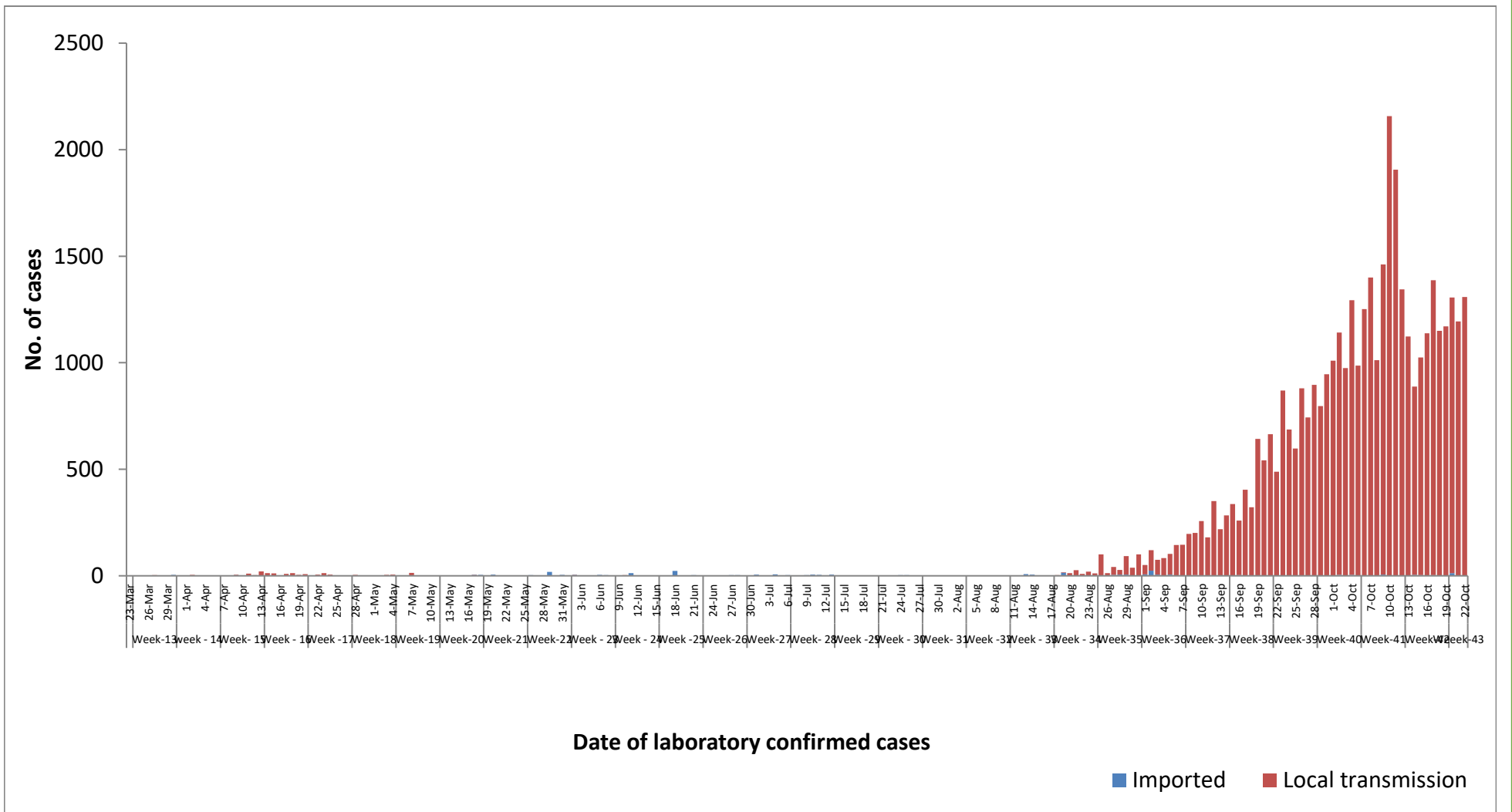
COVID-19 confirmed cases and death by State/Region (23.3.2020 – 22-10-2020), n=41,004

| No           | State/Region | COVID –19 Confirmed case | New confirmed cases within 24 hours | Deaths       |
|--------------|--------------|--------------------------|-------------------------------------|--------------|
| 1            | Yangon       | 32,193                   | 1,056                               | 965          |
| 2            | Rakhine      | 2,669                    | 44                                  | 12           |
| 3            | Bago         | 1,885                    | 112                                 | 3            |
| 4            | Mandalay     | ,1336                    | 38                                  | 2            |
| 5            | Ayeyarwaddy  | 775                      | 22                                  | 5            |
| 6            | Mon          | 568                      | 6                                   | 8            |
| 7            | Magway       | 390                      | 5                                   | 1            |
| 8            | Sagaing      | 308                      | 8                                   | -            |
| 9            | Naypyitaw    | 261                      | -                                   | 3            |
| 10           | Thanintharyi | 164                      | 12                                  | 1            |
| 11           | Kayin        | 162                      | 2                                   | 3            |
| 12           | Kachin       | 127                      | 1                                   | -            |
| 13           | Shan (South) | 65                       | -                                   | 1            |
| 14           | Chin         | 64                       | 1                                   | 1            |
| 15           | Shan (North) | 26                       | 1                                   | -            |
| 16           | Shan (East)  | 10                       | -                                   | -            |
| 17           | Kayah        | 1                        | -                                   | -            |
| <b>Total</b> |              | <b>41,004</b>            | <b>1,308</b>                        | <b>1,005</b> |

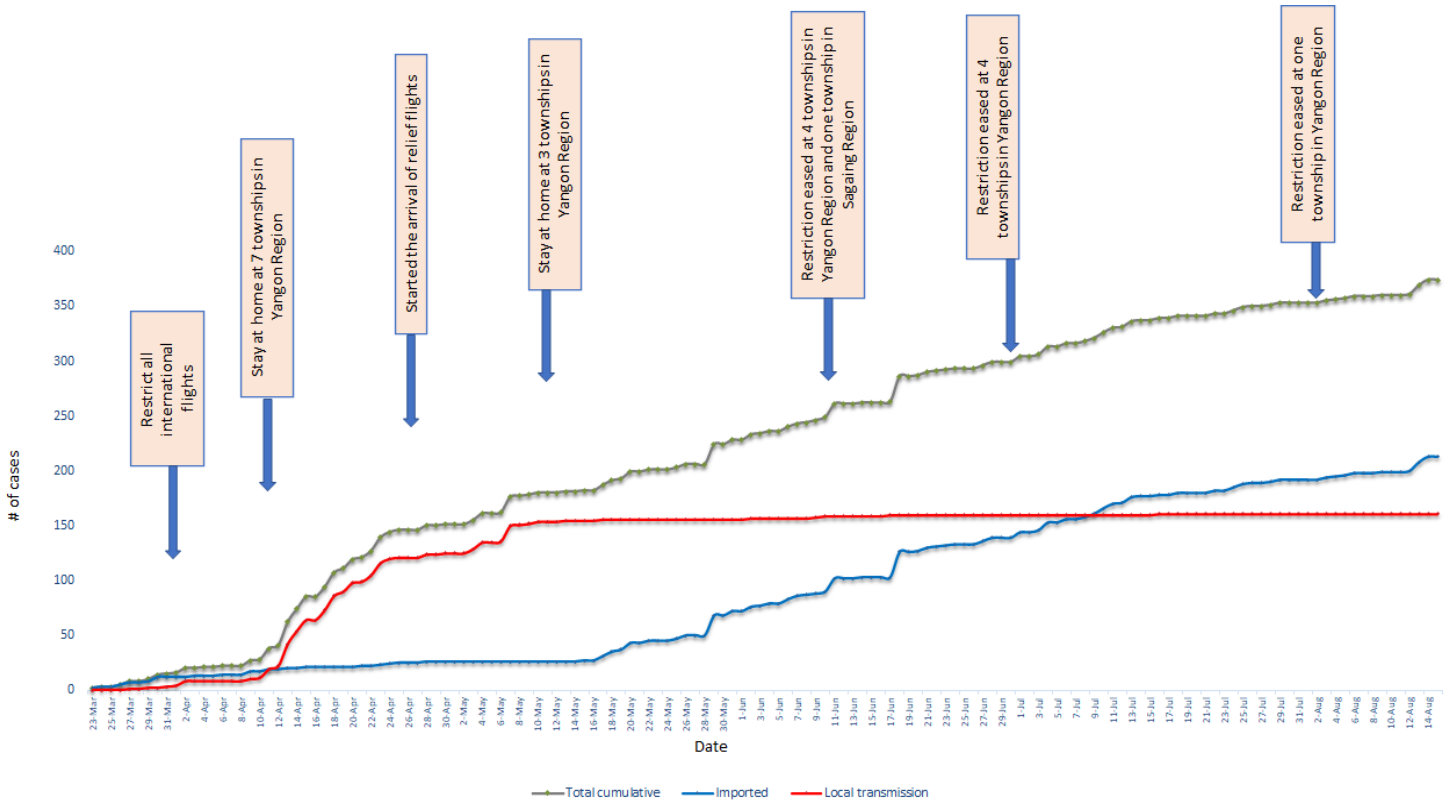
\*No. of new cases by State and Region are counted according to epidemiology situation



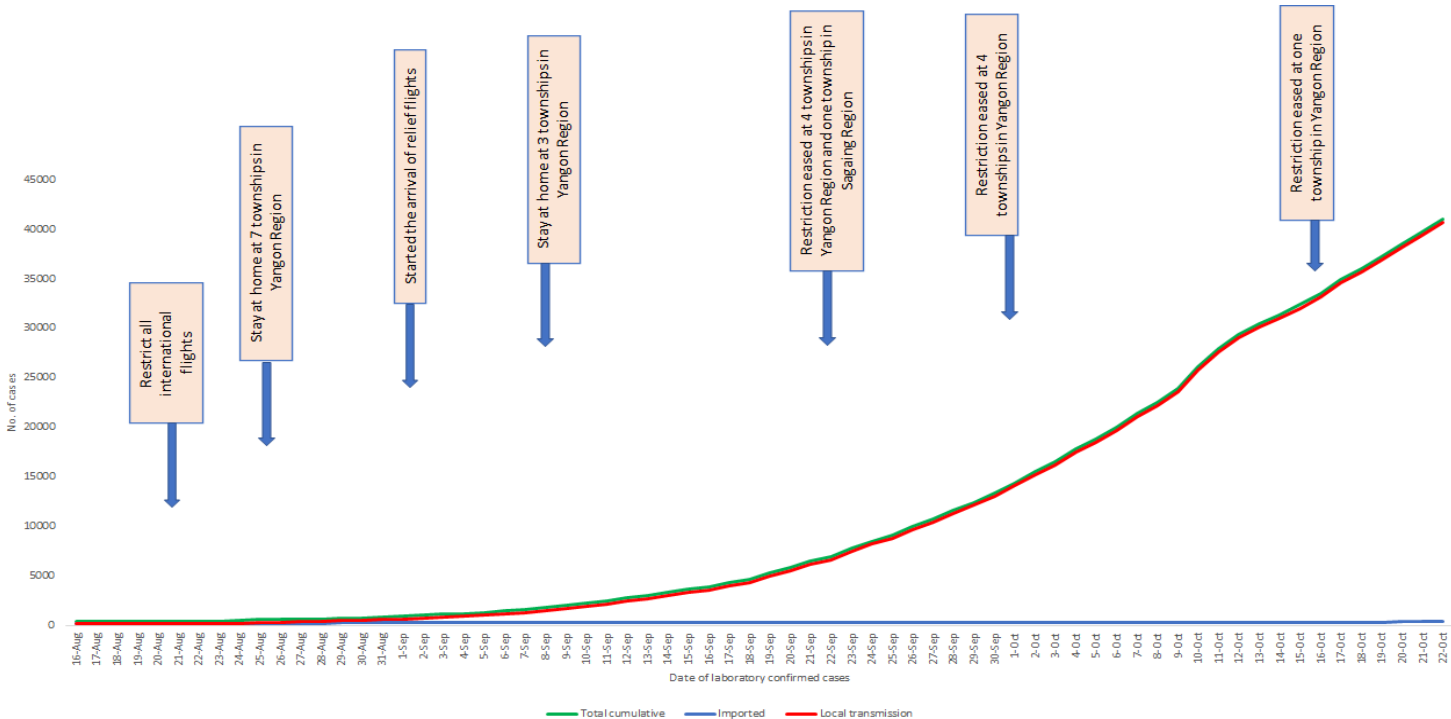
## COVID-19 confirmed cases by types of transmissions (as of 22.10.2020) n=41,004



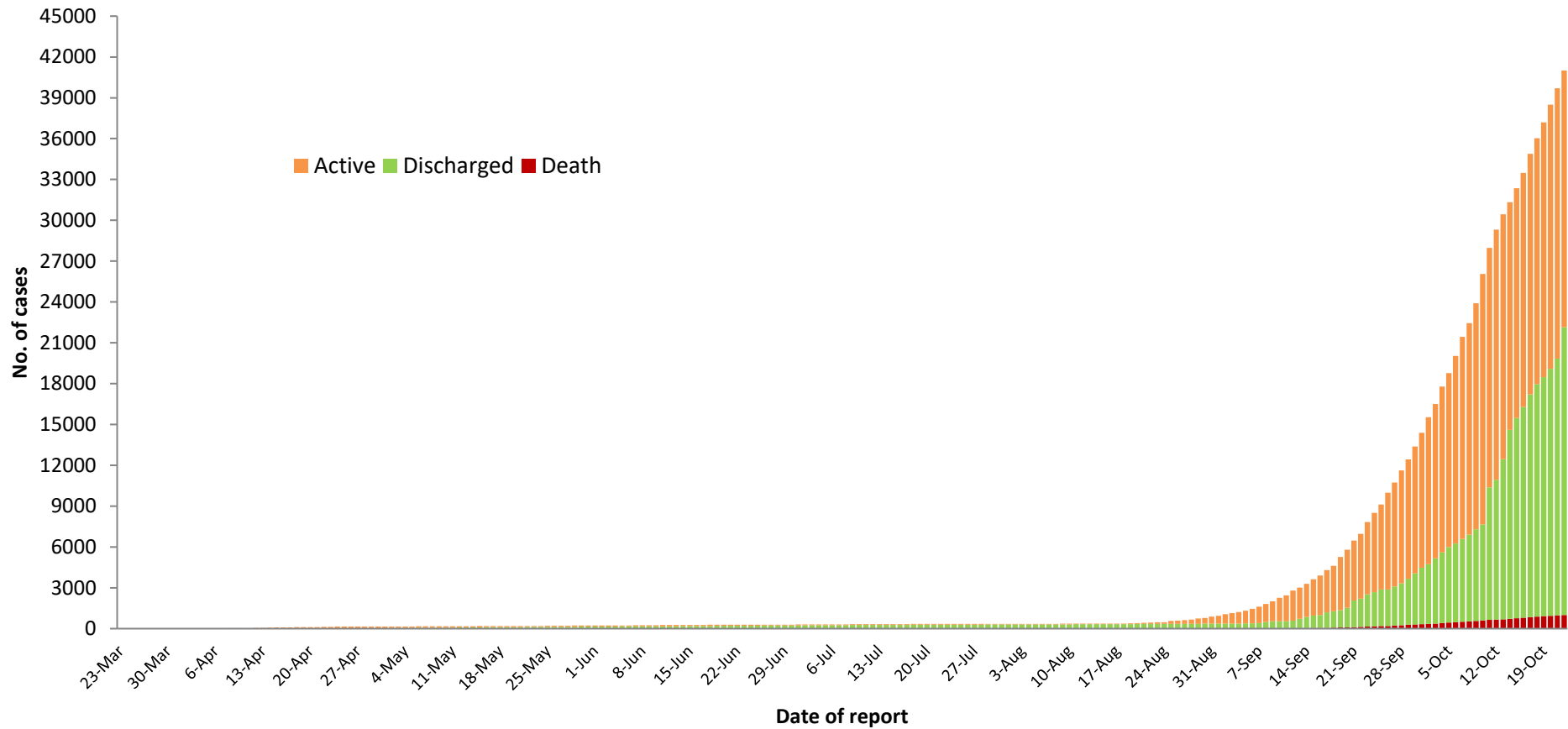
Total cumulative number of cases, imported and local transmission cases by date (23.3.2020- 15.8.2020), n= 374



Total cumulative number of cases, imported and local transmission cases by date (16.8.2020- 22.10.2020)



**Cumulative Number of active confirmed cases, discharged and deaths (23.3.2020 – 22.10.2020), n (cumulative)=41,004**



\* Discharged criteria for COVID-19 patients was changed on 10.10.2020

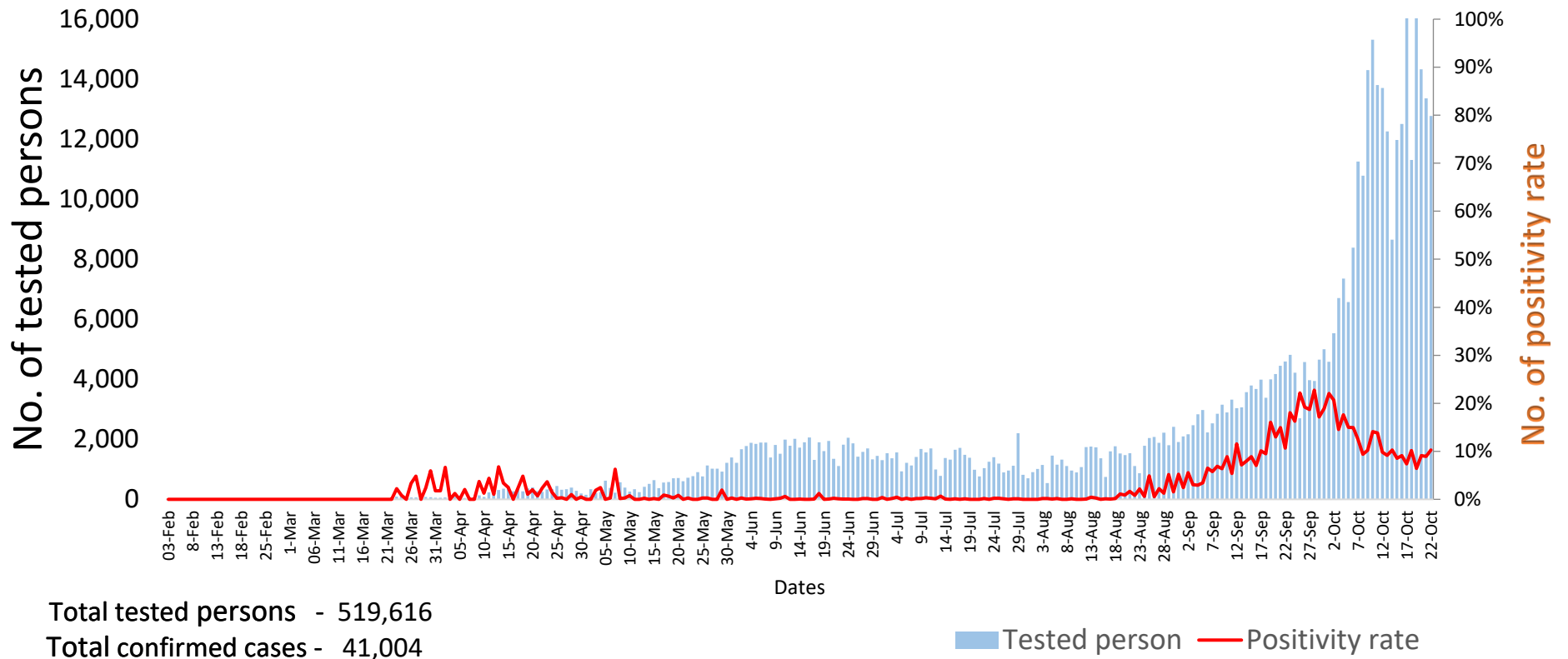
| Summary of current situation                   |                                |                          |
|--|--------------------------------|--------------------------|
| Type   | New<br>(21.10.2020-22.10.2020) | Total<br>(on 22.10.2020) |
| Suspected and Person Under Investigation (PUI) | 586                            | 1,543                    |
| Hospital Quarantine                            | 18                             | 260                      |
| Facility Quarantine                            | 3,377                          | 60,348                   |

| Person under Investigation (PUI) by State/Region hospitals (31.1.2020 – 22.10.2020) n= 27,437 | No. of Facility Quarantine sites and Quarantined people on 22.10.2020 |
|---|---|
|---|---|

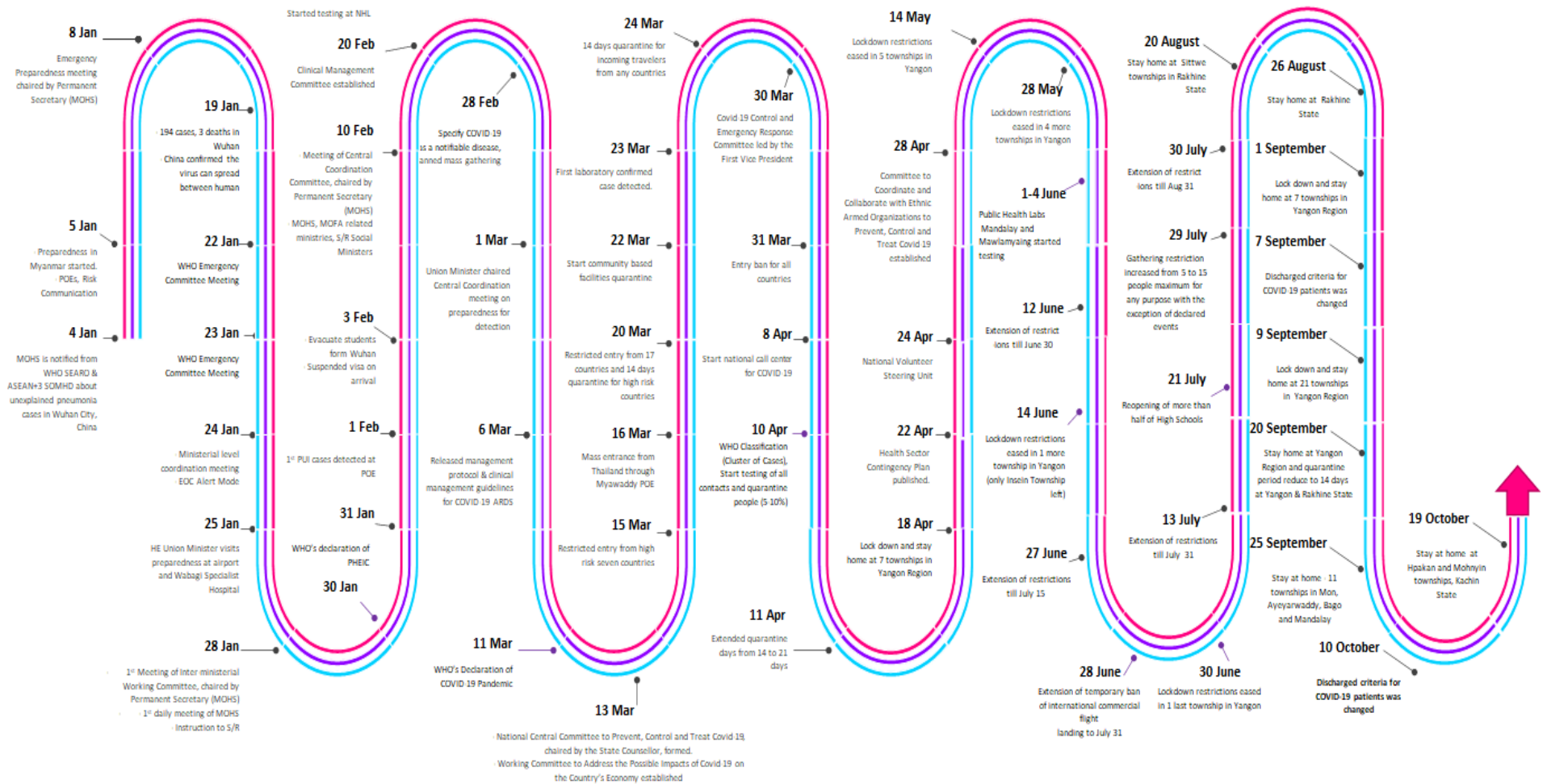
| No.          | State/Region | PUI    | No.          | State/Region | No. of facilities | Total no. of quarantine |
|--------------|--------------|--------|--------------|--------------|-------------------|-------------------------|
| 1            | Yangon       | 18683  | 1            | Ayeyarwaddy  | 1183              | 13,287                  |
| 2            | Mandalay     | 3526   | 2            | Yangon       | 338               | 12461                   |
| 3            | Mon          | 917    | 3            | Bago         | 1102              | 10419                   |
| 4            | Kayin        | 612    | 4            | Magway       | 599               | 4409                    |
| 5            | Rakhine      | 584    | 5            | Sagaing      | 839               | 3702                    |
| 6            | Magway       | 540    | 6            | Mandalay     | 327               | 3015                    |
| 7            | Ayeyarwaddy  | 516    | 7            | Kachin       | 284               | 2644                    |
| 8            | Bago         | 480    | 8            | Kayin        | 228               | 1893                    |
| 9            | Shan(N)      | 392    | 9            | Rakhine      | 276               | 1473                    |
| 10           | Thanintharyi | 245    | 10           | Tanintharyi  | 153               | 1354                    |
| 11           | Sagaing      | 177    | 11           | Mon          | 34                | 1352                    |
| 12           | Shan ( E)    | 166    | 12           | Naypyitaw    | 10                | 1198                    |
| 13           | Naypyitaw    | 166    | 13           | Shan South   | 118               | 1058                    |
| 14           | Shan(S)      | 159    | 14           | Shan North   | 408               | 862                     |
| 15           | Kachin       | 110    | 15           | Shan East    | 22                | 530                     |
| 16           | Kayah        | 94     | 16           | Kayah        | 12                | 446                     |
| 17           | Chin         | 70     | 17           | Chin         | 28                | 245                     |
| <b>Total</b> |              | 27,437 | <b>Total</b> |              | 5,961             | 60,348                  |

\*Facility quarantine rule changed from 21 days to 14 days on 11-9-2020 while 7 days home quarantine rule remain unchanged.

## COVID-19 positivity rate by date (as of 22.10.2020)



# Timeline of Preparedness and Response to COVID-19 in Myanmar (as of 22.10.2020)



Hotline Number — 0673 420 268

Data source - CEU, DMS, NHL, PHL (MDY and MLM), DMR, DSGH, State and Region Health Departments