



# Ministry of Health and Sports (Myanmar)

## Department of Public Health

### Central Epidemiology Unit

(24 December 2020)

Situation Report -261

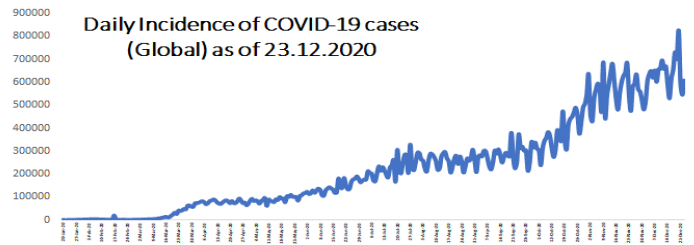
Coronavirus Disease 2019 (COVID-19)

WHO Coronavirus Disease (COVID-19) Dashboard data as of 4:44 PM CEST 23 December 2020

**Confirmed cases**  
**76,858,506**

**Deaths**  
**1,711,498**

**Case Fatality Rate**  
**2.2%**



#### Myanmar Situation

Data as reported by States and Regions by 23 December 2020

Total Tested-1,662,229

**118,869**

**1,543,360**

Confirmed Cases

Negative

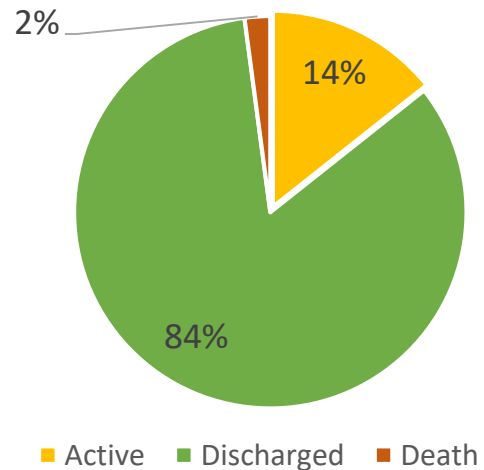
**99,325**

**2,507**

Discharged

Death

Current Situation of Confirmed cases (23.3.2020-23.12.2020), n=118,869



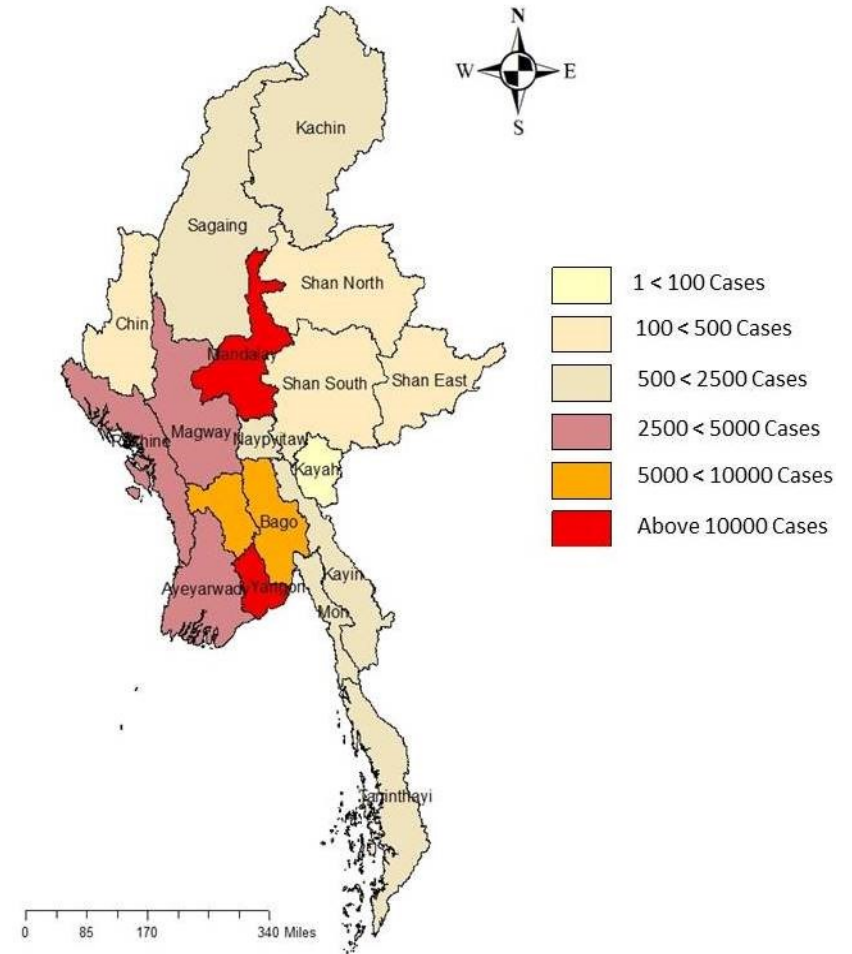
COVID-19 confirmed cases by two phases (23.3.2020 – 23-12-2020), n=118,869

Date	Local transmission		Imported		Total cases	Total Death
	No. of cases	Death	No. of case	Death		
(23.3.2020-15.8.2020)	161	5	213	1	374	6
(16.8.2020-23.12.2020)	118151	2501	344	-	118495	2501
<b>Total</b>	<b>118312</b>	<b>2506</b>	<b>557</b>	<b>1</b>	<b>118869</b>	<b>2507</b>

COVID-19 confirmed cases and death by State/Region (23.3.2020 – 23-12-2020), n=118,869

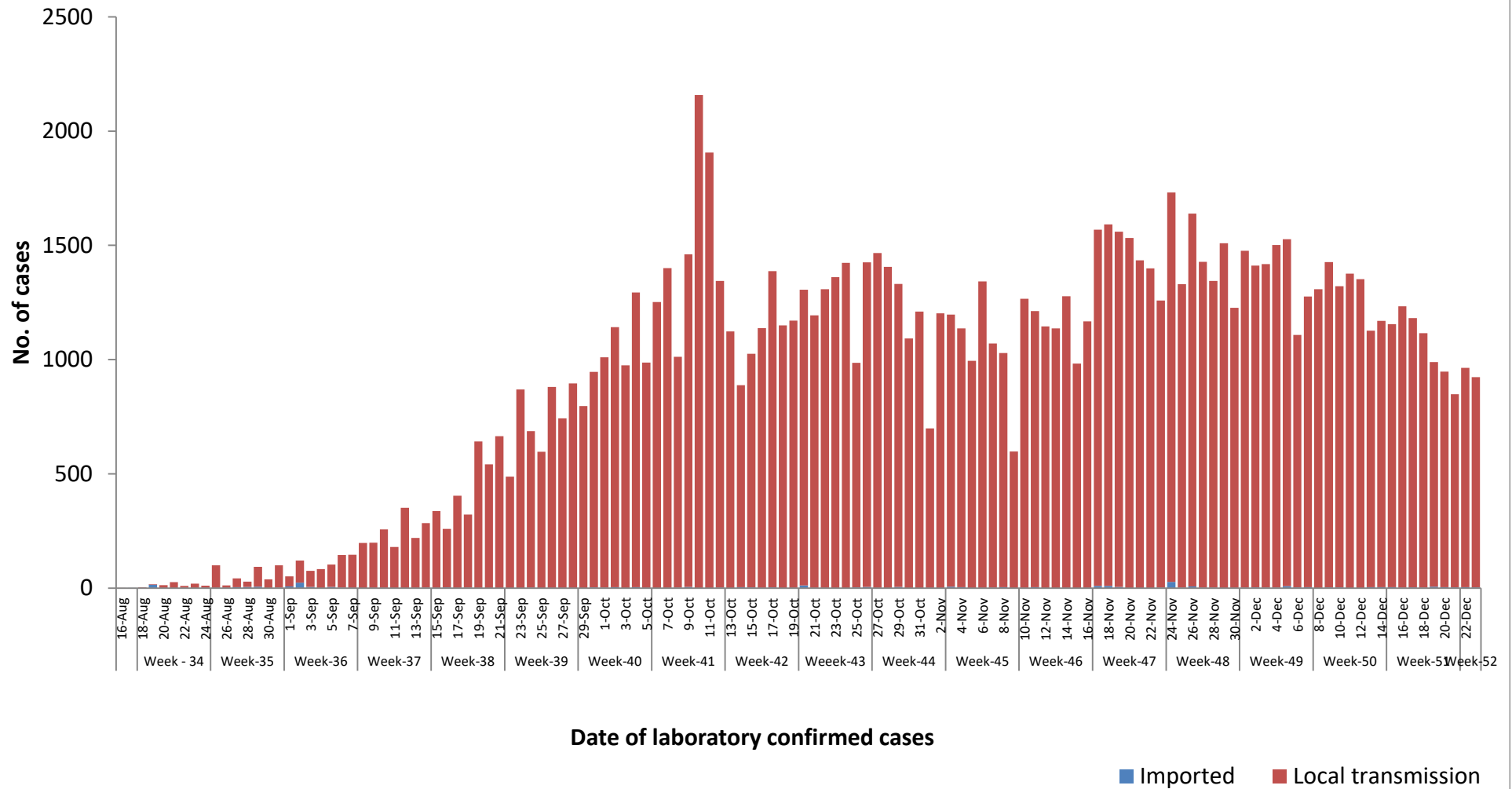
No	State/Region	COVID –19 Confirmed case	New confirmed cases within 24 hours	Deaths
1	Yangon	80,888	392	2,248
2	Mandalay	12,336	227	141
3	Bago	7,215	60	14
4	Ayeyarwaddy	4,334	73	28
5	Rakhine	4,096	6	28
6	Magway	2,548	30	3
7	Mon	2,151	19	17
8	Sagaing	1,642	40	6
9	Kayin	1,010	35	14
10	Naypyitaw	658	5	3
11	Thanintharyi	539	11	-
12	Kachin	505	4	-
13	Shan (South)	396	13	1
14	Chin	195	5	1
15	Shan (North)	181	2	2
16	Shan (East)	139	-	-
17	Kayah	36	1	1
<b>Total</b>		<b>118,869</b>	<b>923</b>	<b>2,507</b>

Map showing COVID-19 laboratory confirmed cases

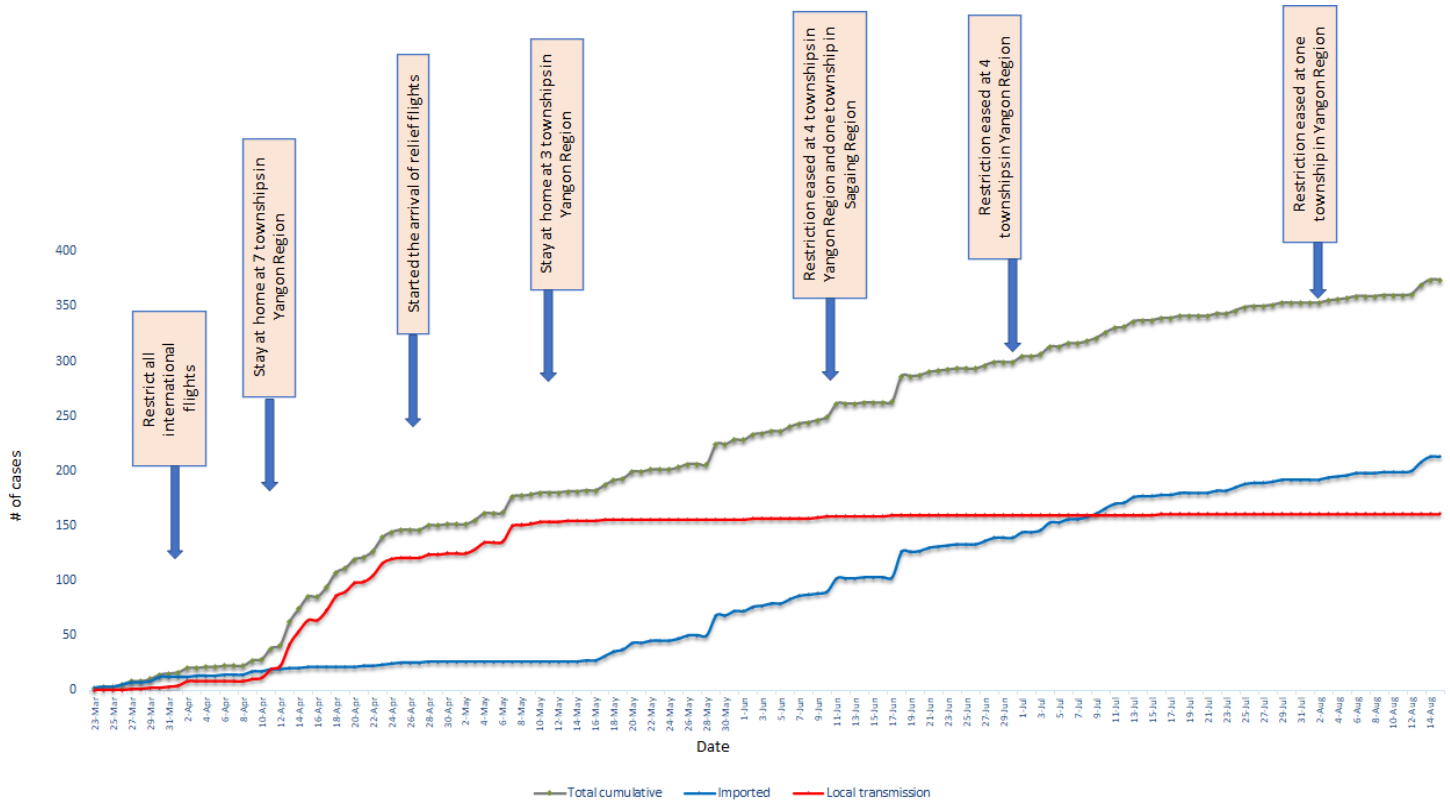


\*No. of new cases by State and Region are counted according to epidemiology situation

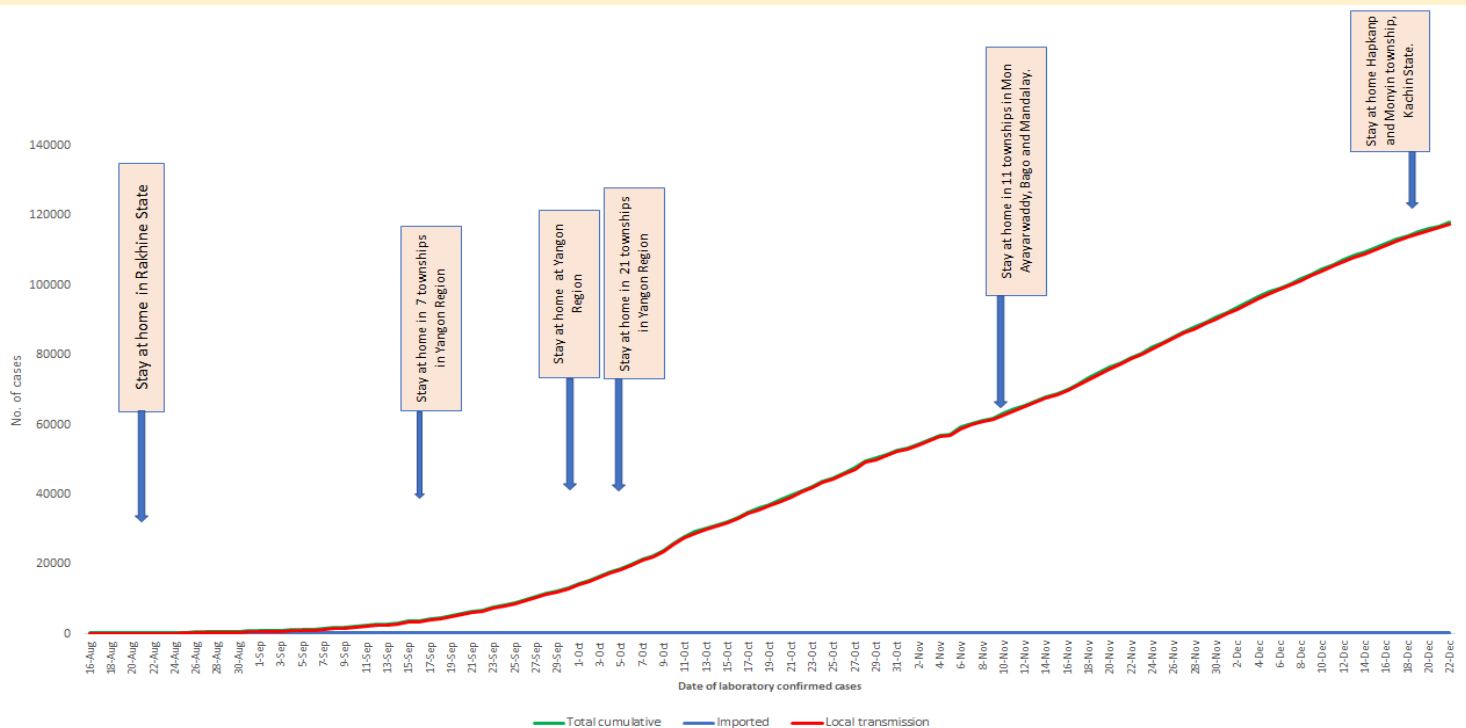
## COVID-19 confirmed cases by types of transmissions (as of 23.12.2020) n=118,869



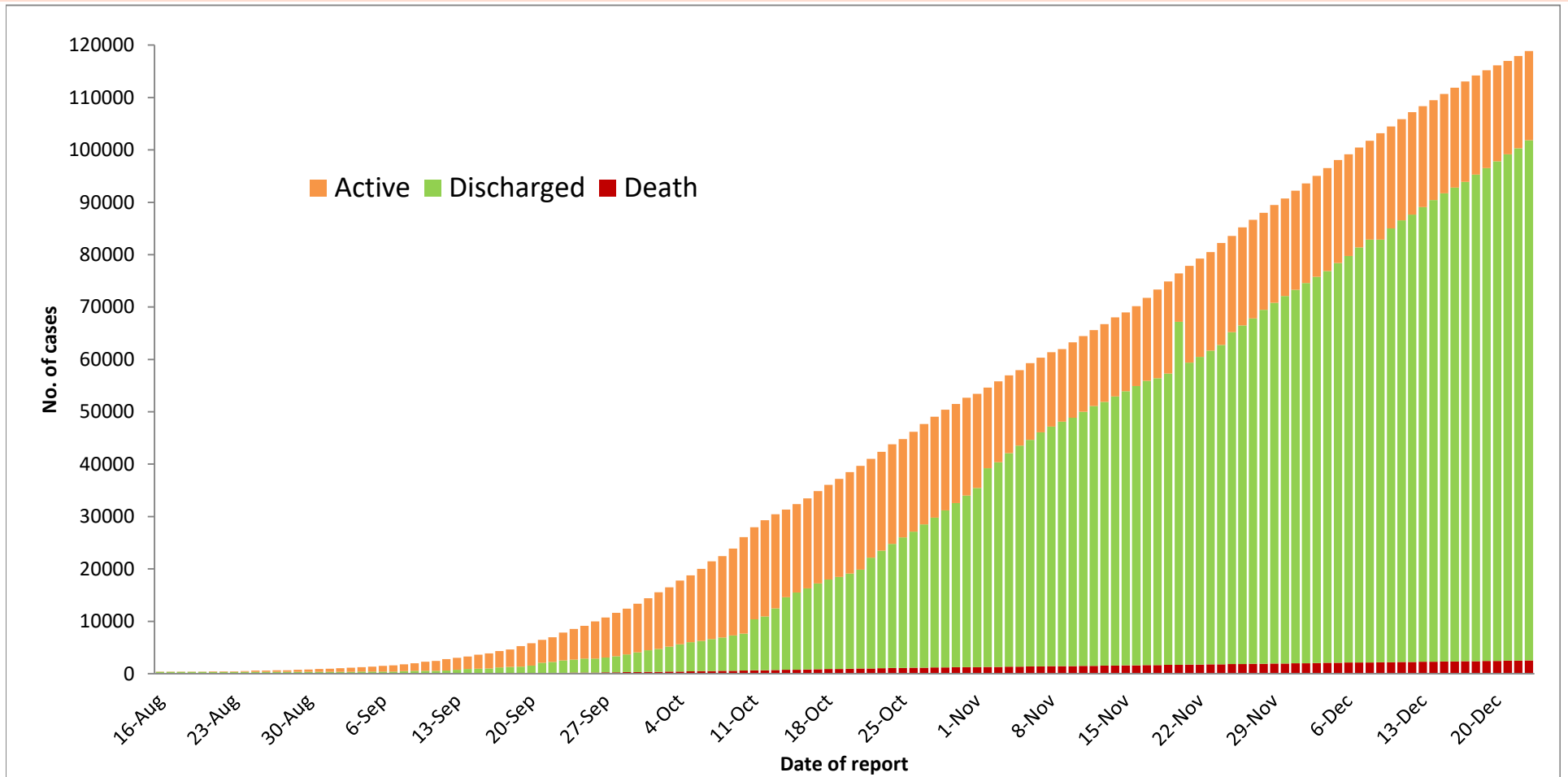
Total cumulative number of cases, imported and local transmission cases by date (23.3.2020- 15.8.2020), n= 374



Total cumulative number of cases, imported and local transmission cases by date (16.8.2020- 23.12.2020)



**Cumulative Number of active confirmed cases, discharged and deaths (23.3.2020 – 23.12.2020), n (cumulative)=118,869**



\* Discharged criteria for COVID-19 patients was changed on 10.10.2020

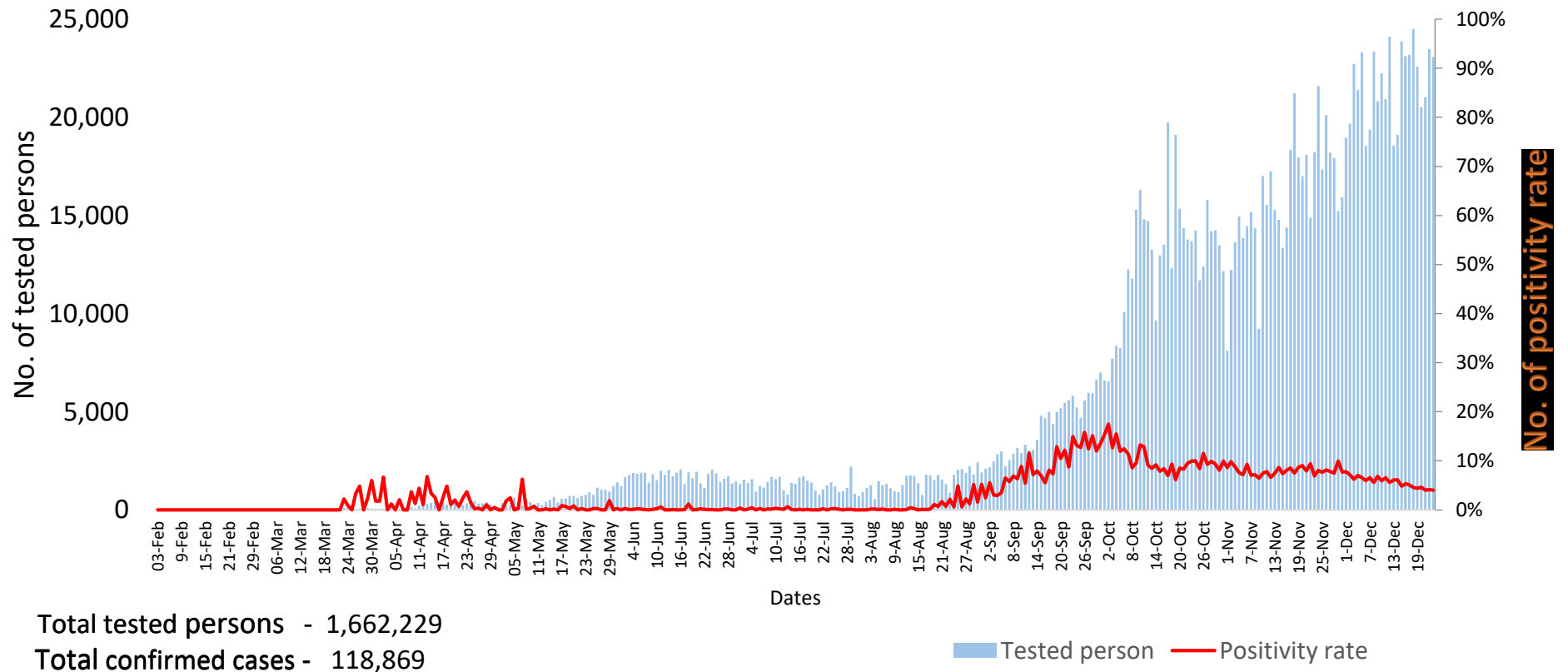
Summary of current situation		
Type	New (22.12.2020-23.12.2020)	Total (on 23.12.2020)
Suspected and Person Under Investigation (PUI)	468	1,489
Hospital Quarantine	81	335
Facility Quarantine	4,167	61,957

Person under Investigation (PUI) by State/Region hospitals (31.1.2020 – 23.12.2020) n= 58,478	No. of Facility Quarantine sites and Quarantined people on 23.12.2020
---	---

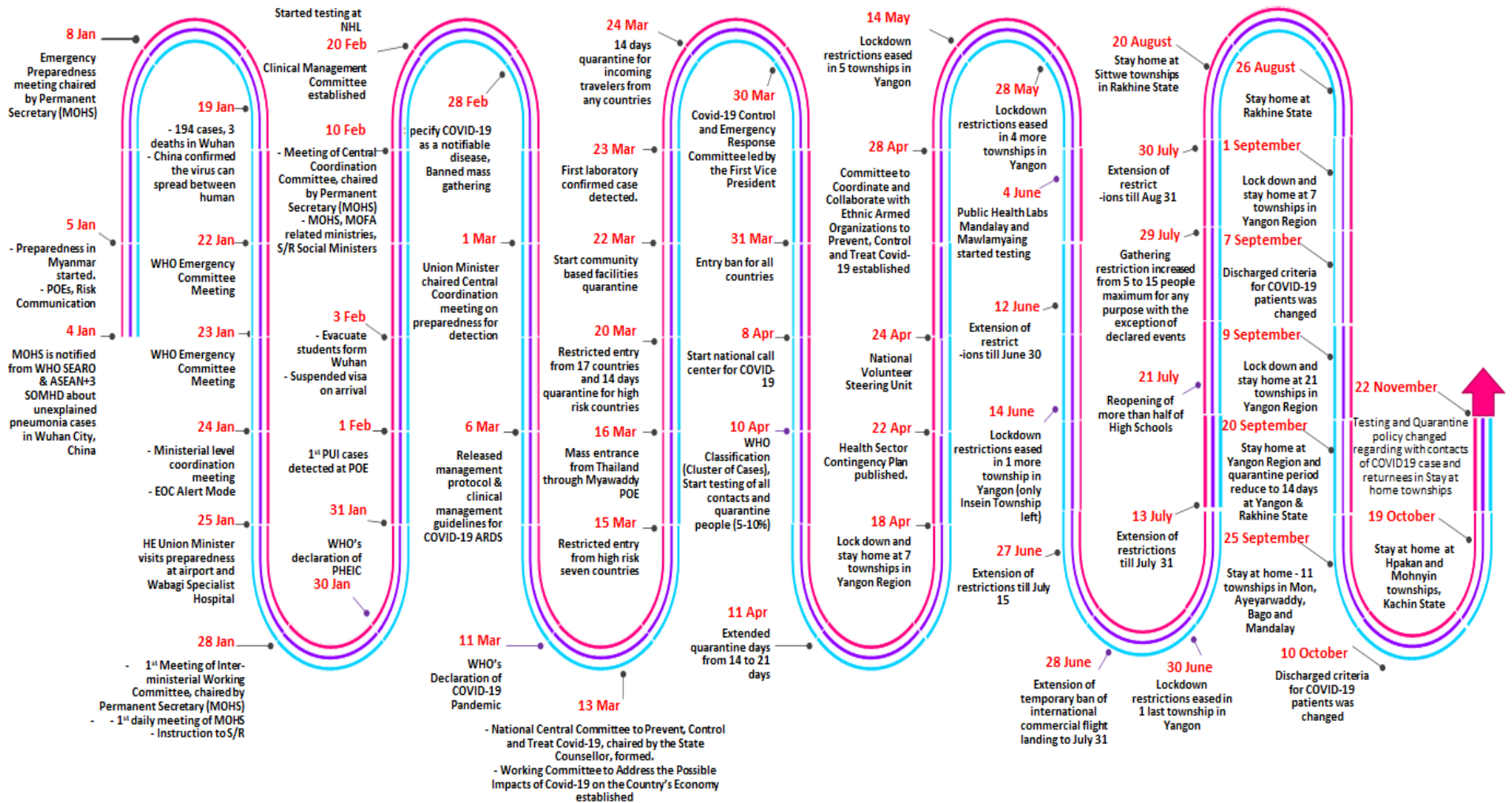
No.	State/Region	PUI	No.	State/Region	No. of facilities	Total no. of quarantine
1	Yangon	40064	1	Ayeyarwaddy	1448	13743
2	Mandalay	8235	2	Mandalay	370	7122
3	Ayeyarwaddy	1599	3	Bago	1155	6957
4	Bago	1440	4	Sagaing	975	6300
5	Mon	1439	5	Yangon	205	6219
6	Kayin	1289	6	Magway	733	3975
7	Magway	974	7	Kayin	411	2882
8	Rakhine	805	8	Shan South	118	2410
9	Thanintharyi	637	9	Kachin	225	2292
10	Shan (N)	581	10	Rakhine	335	2047
11	Naypyitaw	321	11	Naypyitaw	13	1921
12	Sagaing	287	12	Shan North	455	1738
13	Shan (E)	213	13	Tanintharyi	153	1670
14	Shan (S)	209	14	Mon	23	879
15	Kachin	182	15	Shan East	20	698
16	Chin	103	16	Chin	35	622
17	Kayah	100	17	Kayah	24	482
<b>Total</b>		58,478	<b>Total</b>		6,698	61,957

\*Facility quarantine rule changed from 21 days to 14 days on 11-9-2020 while 7 days home quarantine rule remain unchanged.

## COVID-19 positivity rate by date (as of 23.12.2020)



# Timeline of Preparedness and Response to COVID-19 in Myanmar (as of 23.12.2020)



Hotline Number — 0673 420 268

Data source - CEU, DMS, NHL, PHL (MDY and MLM), DMR, DSGH, State and Region Health Departments