



Ministry of Health and Sports (Myanmar)

Department of Public Health

Central Epidemiology Unit

(20 June 2020)

Coronavirus Disease 2019 (COVID-19)

Situation Report - 74

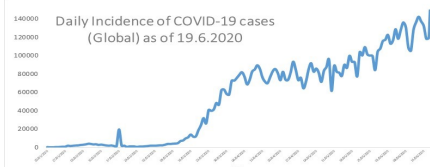
Data as reported by States and Regions by 00:30 AM MST 20 June 2020

Global Situation
(WHO situation report - 151)
data as of 14:30 MST 19 June 2020

Confirmed cases
8,385,440

Deaths
450,686

Case Fatality Rate
5.3 %



Myanmar Situation

Total tested
60,128

Confirmed cases
286

Negative
59,842

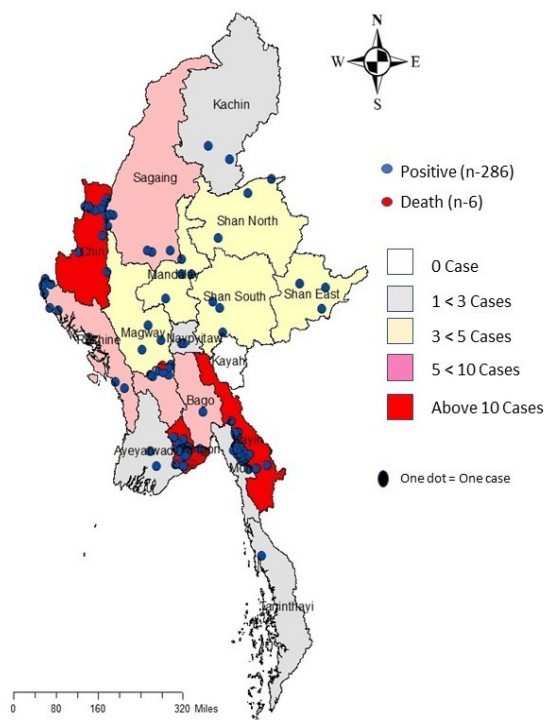
Recovered
196
68.5 % of confirmed cases

Active
84
29.3% of confirmed cases

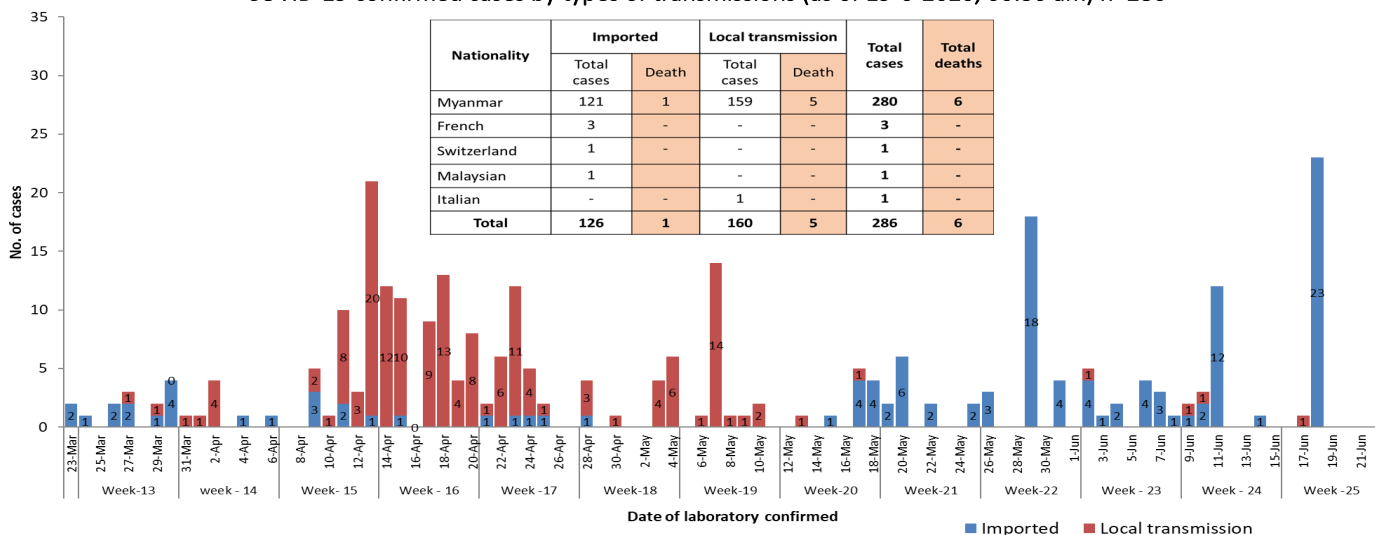
Death
6
2.1% of confirmed cases

No.	State/Region	COVID-19 Confirmed case	Recovered	Deaths
1	Yangon	201	153 (4 New)	5
2	Kayin	25	1	-
3	Chin	10	6	-
4	Sagaing	9	7	-
5	Rakhine	9	2	-
6	Bago	8	7	1
7	Shan(South)	4	2	-
8	Mandalay	3	3	-
9	Shan(East)	3	4	-
10	Shan(North)	3	2	-
11	Magway	3	2	-
12	Naypyitaw	2	2	-
13	Ayeyarwaddy	2	2	-
14	Kachin	2	1	-
15	Mon	1	1	-
16	Thanintharyi	1	1	-
17	Kayah	-	-	-
Total		286	196(4 New)	6

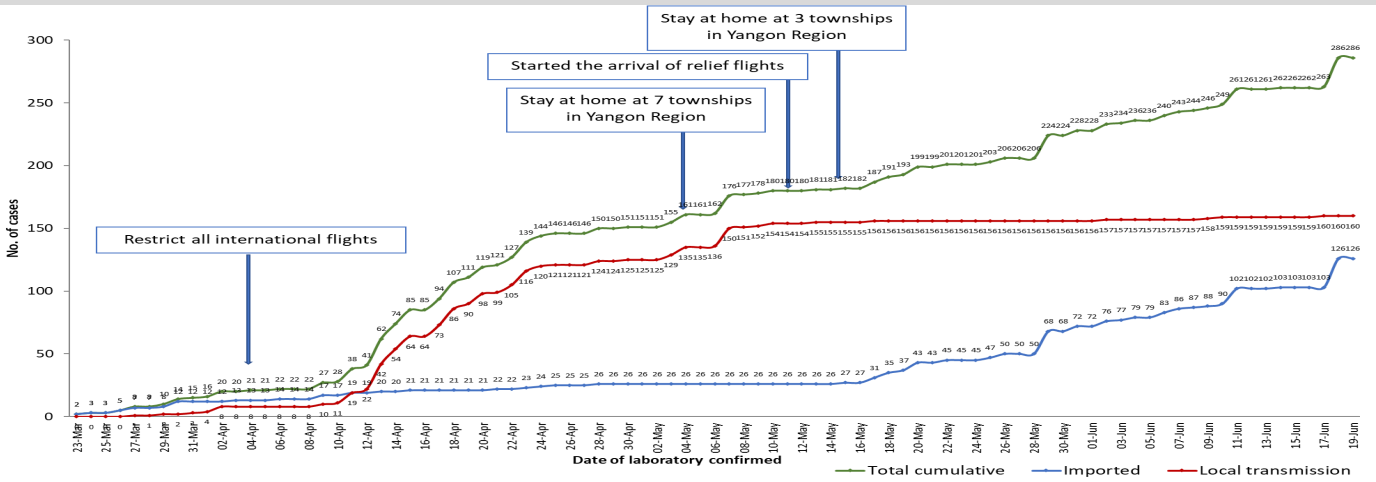
Map showing COVID-19 laboratory confirmed cases



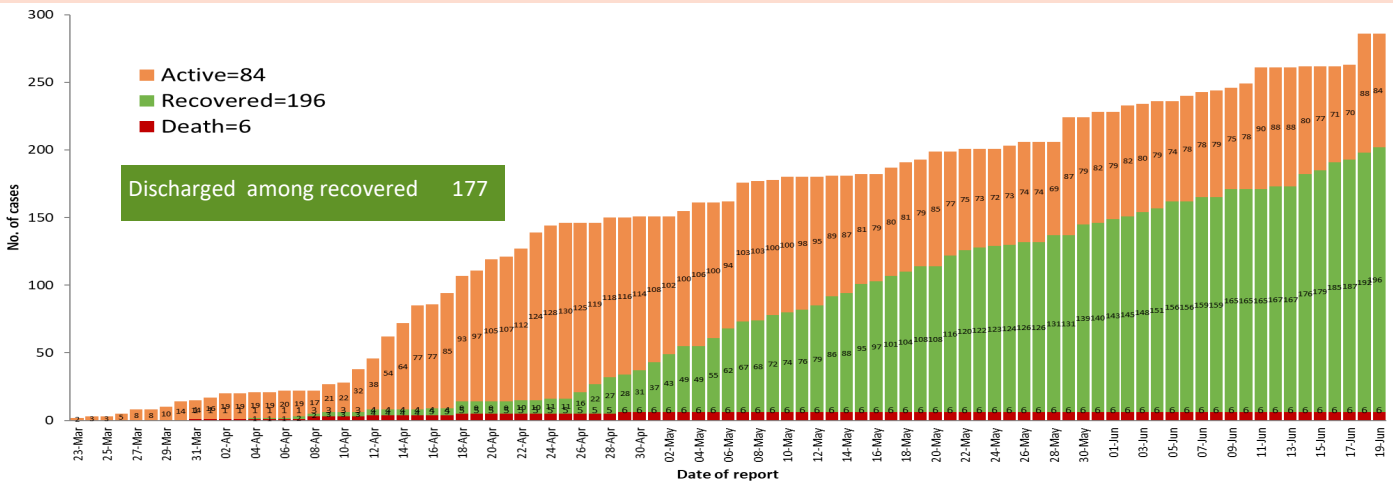
COVID-19 confirmed cases by types of transmissions (as of 19-6-2020, 00:30 am) n=286



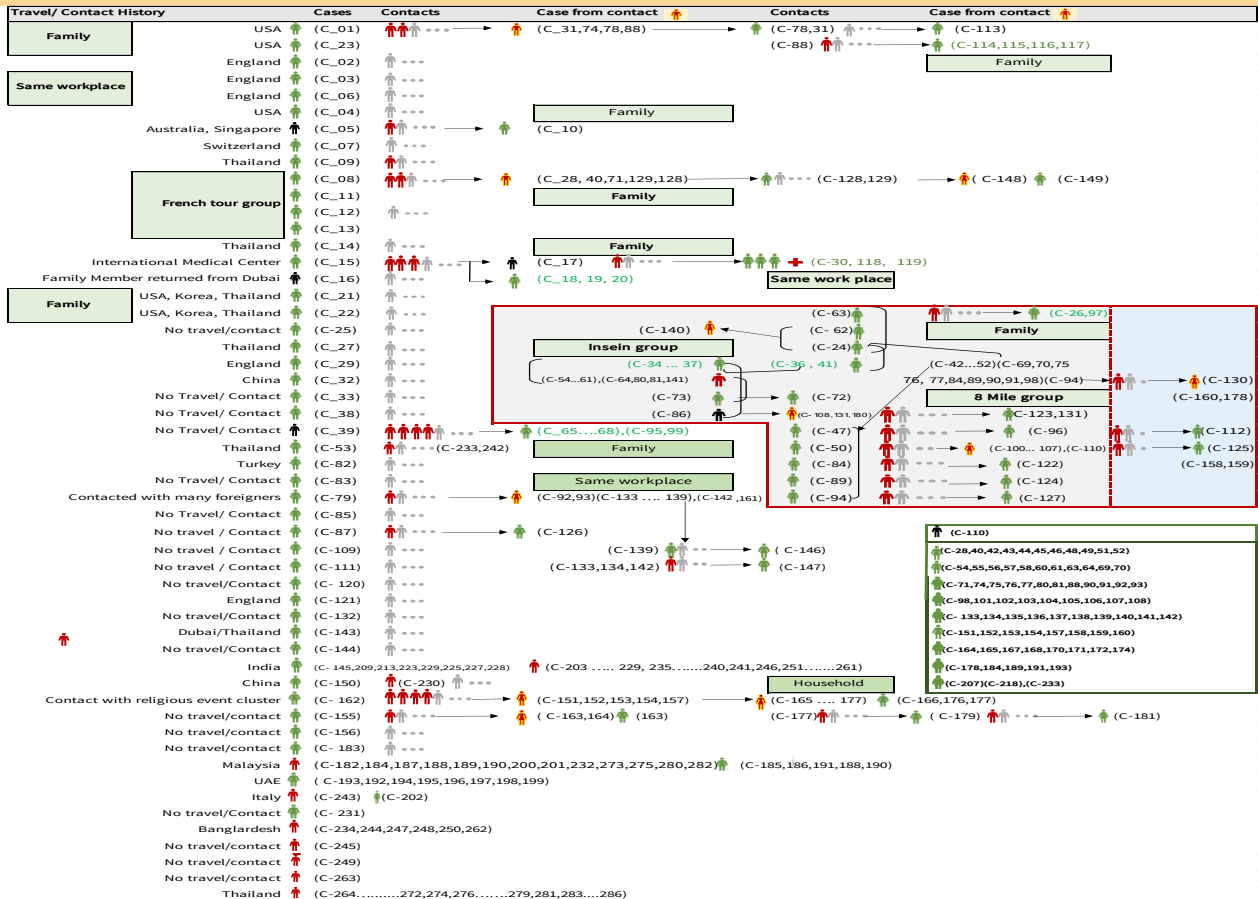
Total laboratory confirmed cases by date (as of 20.6.2020, 00:30 am), n= 286



Cumulative Number of active confirmed cases, recovered and deaths (23.3.2020 – 19-6-2020), n (cumulative)=286



Summary of COVID-19 confirmed cases (as of 19-6-2020) ,n (contacts)= 5,460



Summary of current situation

Type	New (18.6.2020-19.6.2020)	Total (on 19.6.2020)
Suspected and Person Under Investigation (PUI)	33	226
Hospital Quarantine	5	88
Facility Quarantine	1,464	39,627

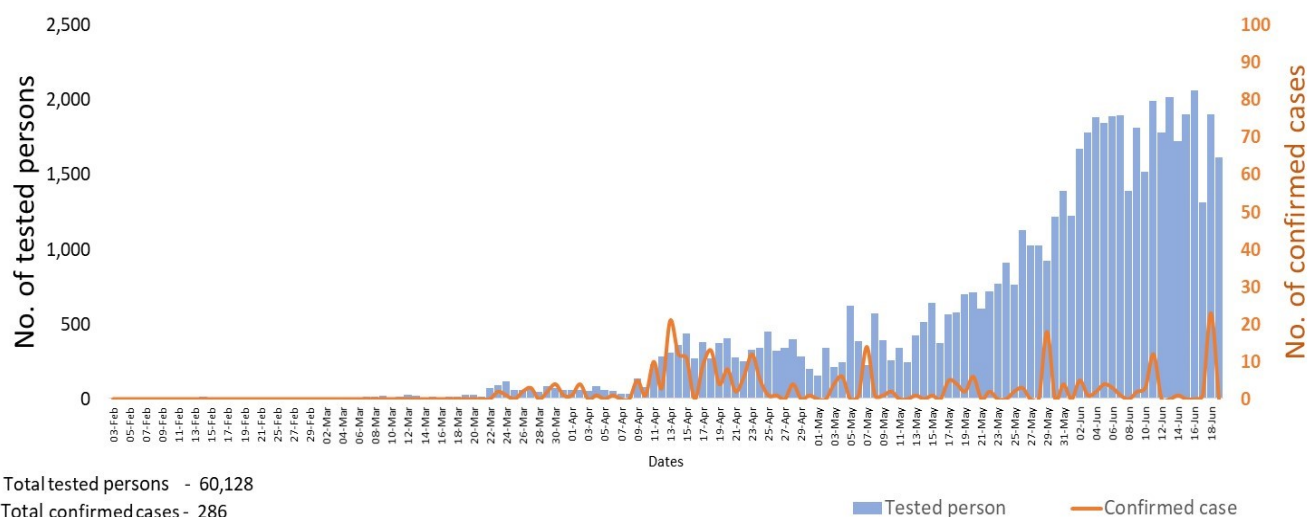
Person under Investigation (PUI) by State/Region hospitals (18.6.2020 – 19.6.2020) n= 5,679

No. of Facility Quarantine sites and Quarantined people on 19.6.2020

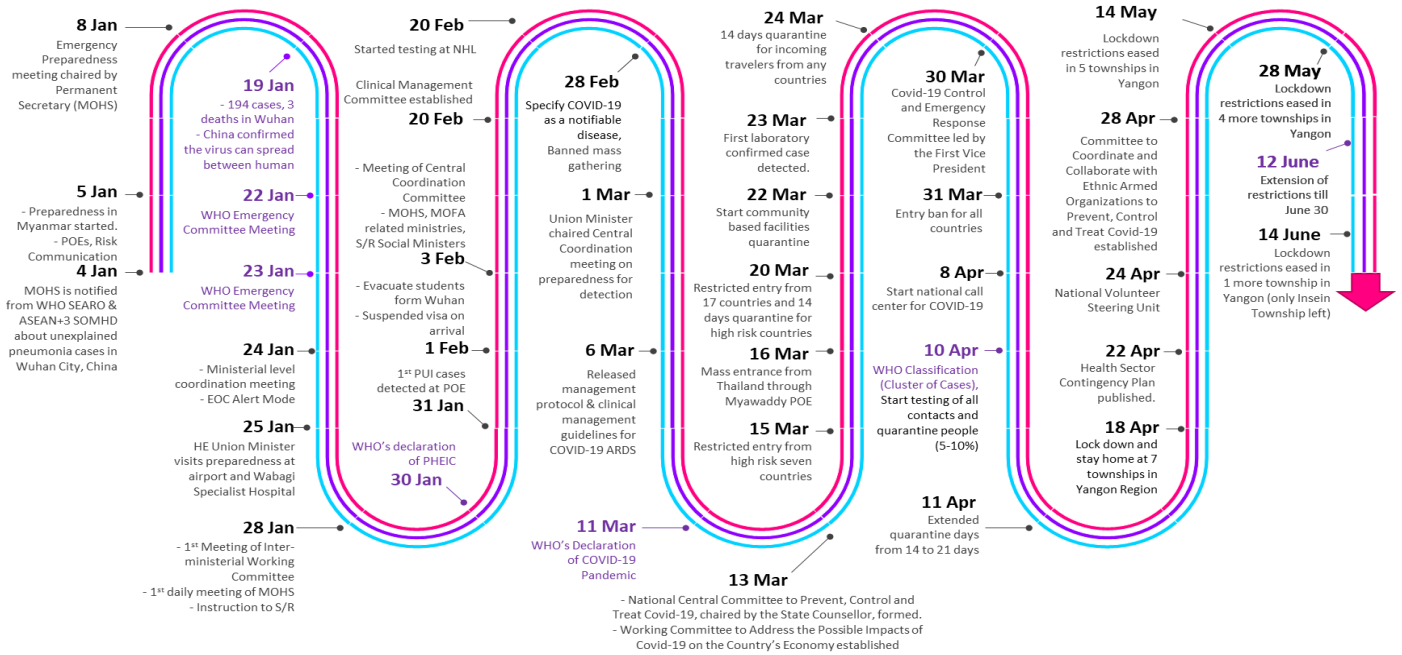
No.	State/Region	PUI
1.	Yangon	2,924
2.	Mandalay	1,063
3.	Kayin	213
4.	Mon	210
5.	Shan(N)	198
6.	Magway	190
7.	Bago	179
8.	Shan (E)	113
9.	Ayeyarwaddy	102
10.	Shan(S)	95
11.	Sagaing	83
12.	Kayah	76
13.	Naypyitaw	63
14.	Rakhine	60
15.	Thanintharyi	55
16.	Kachin	33
17.	Chin	22
Total		5,679

No.	State/Region	No. of facilities	Total no. of quarantine
1.	Magway	2,635	6,159
2.	Bago	433	5,593
3.	Kayin	1,013	4,470
4.	Mon	352	3,653
5.	Kachin	402	3,197
6.	Yangon	83	2,864
7.	Mandalay	135	2,291
8.	Rakhine	507	2,224
9.	Sagaing	969	2,137
10.	Ayeyarwaddy	224	1,626
11.	Shan S	124	1,596
12.	Tanintharyi	189	1,166
13.	Naypyitaw	19	1,045
14.	Shan North	213	996
15.	Chin	32	238
16.	Shan East	11	195
17.	Kayah	18	177
Total		7,359	39,627

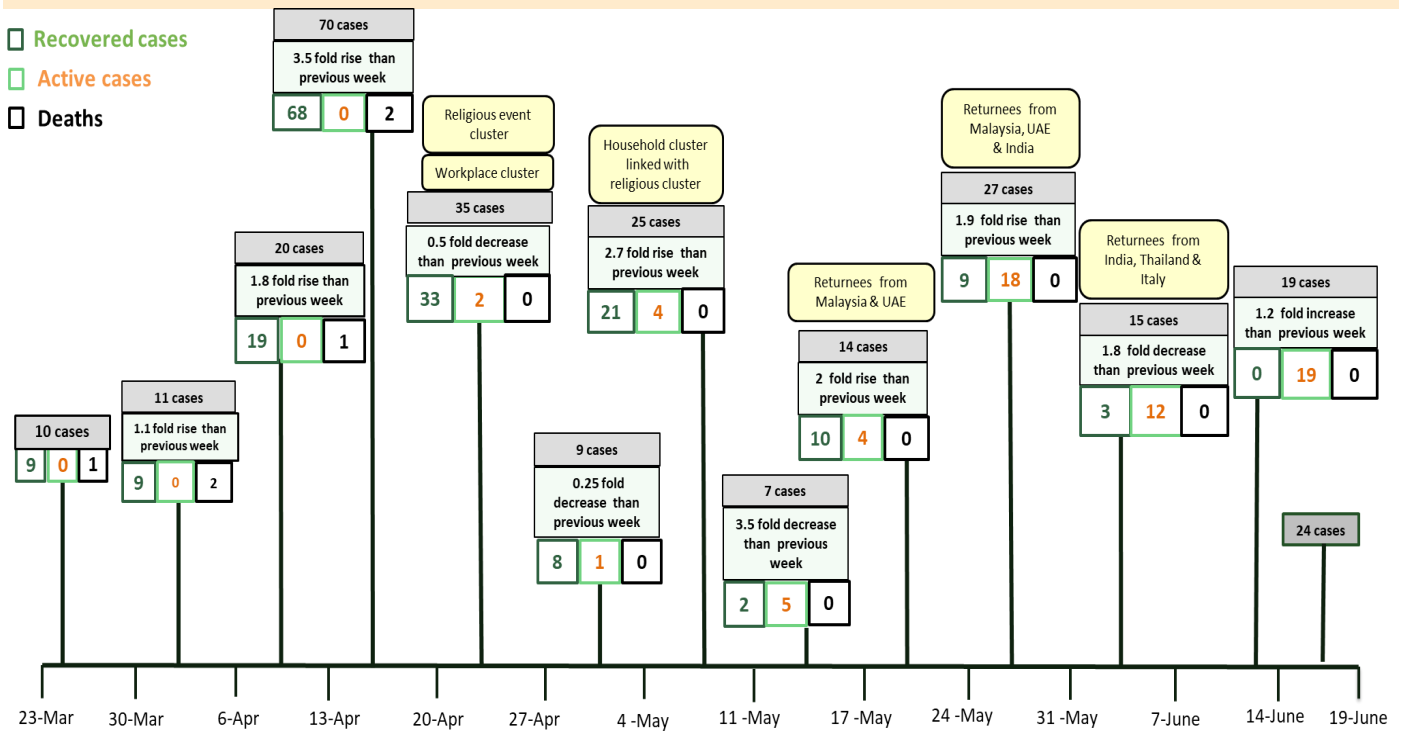
COVID-19 confirmed cases among tested by date (as of 19.6.2020)



Timeline of Preparedness and Response to COVID-19 in Myanmar (as of 19.6.2020)



Summary of new confirmed cases detection after first two cases (as of 19.6.2020)



- Confirmed cases were detected as a peak in the 4th week after first confirmed cases due to the religious event cluster.
- Confirmed cases were decreased but still raised than the first 3 weeks due to the religious event cluster and workplace cluster.
- There were an increased in numbers of cases in the 7th week after the first two cases due to the household cluster linked with a religious cluster.
- Confirmed cases were detected by a nearly two-fold rise in the 9th and 10th weeks after the first two cases because of returnees coming back by relief flights.