



Ministry of Health and Sports (Myanmar)

Department of Public Health

Central Epidemiology Unit

(26 November 2020)

Situation Report -233

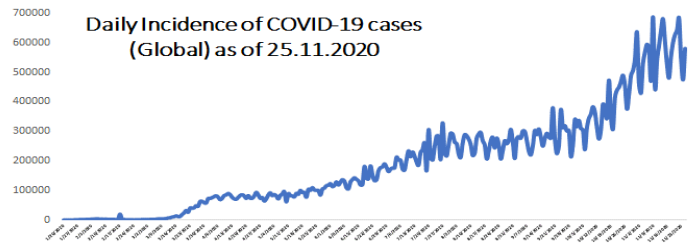
Coronavirus Disease 2019 (COVID-19)

WHO Coronavirus Disease (COVID-19) Dashboard data as of 7:03 PM CEST 25 November 2020

Confirmed cases
59,481,313

Deaths
1,404,542

Case Fatality Rate
2.4%



Myanmar Situation

Data as reported by States and Regions by 25 November 2020

Total Tested-1,076,382

83,566

Confirmed Cases

63,366

Discharged

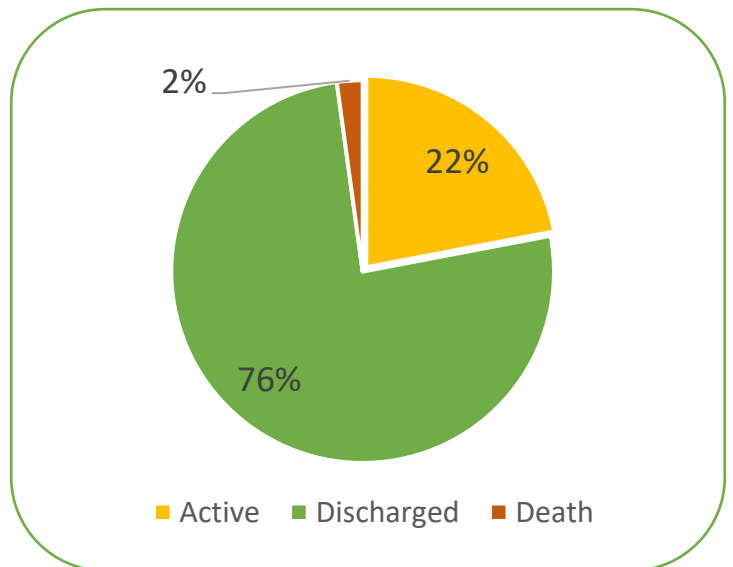
992,816

Negative

1,810

Death

Current Situation of Confirmed cases (23.3.2020-25.11.2020), n=83,566



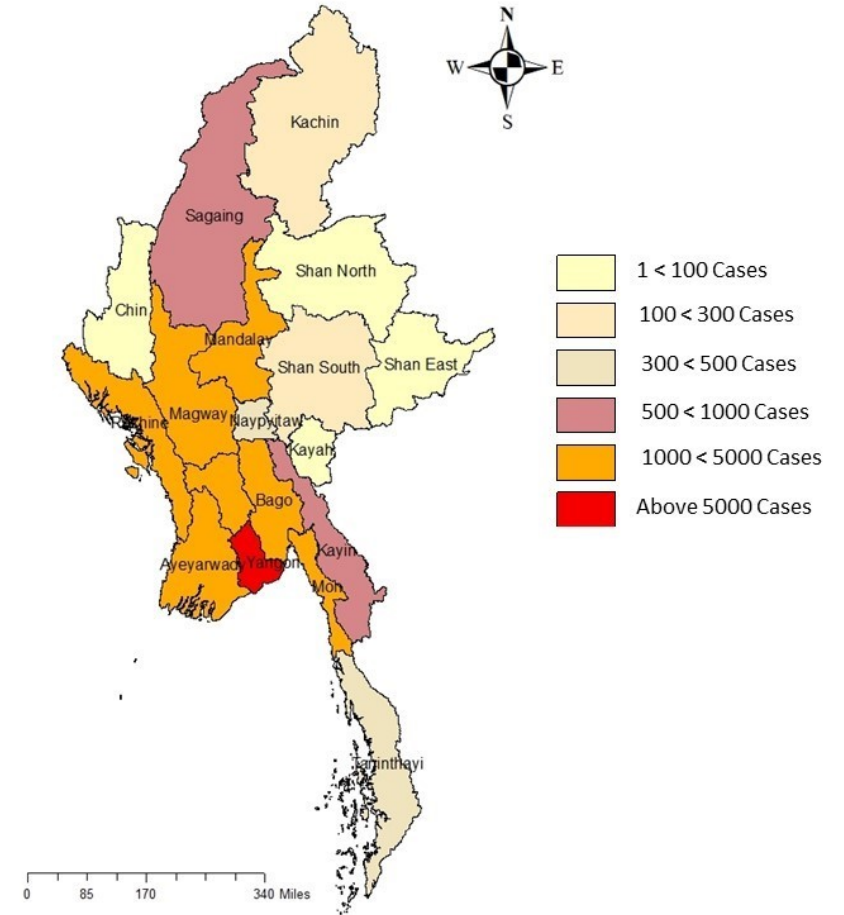
COVID-19 confirmed cases by two phases (23.3.2020 – 25-11-2020), n=83,566

Date	Local transmission		Imported		Total cases	Total Death
	No. of cases	Death	No. of case	Death		
(23.3.2020-15.8.2020)	161	5	213	1	374	6
(16.8.2020-25.11.2020)	82949	1804	243	-	83192	1804
Total	83110	1809	456	1	83566	1810

COVID-19 confirmed cases and death by State/Region (23.3.2020 – 25-11-2020), n=83,566

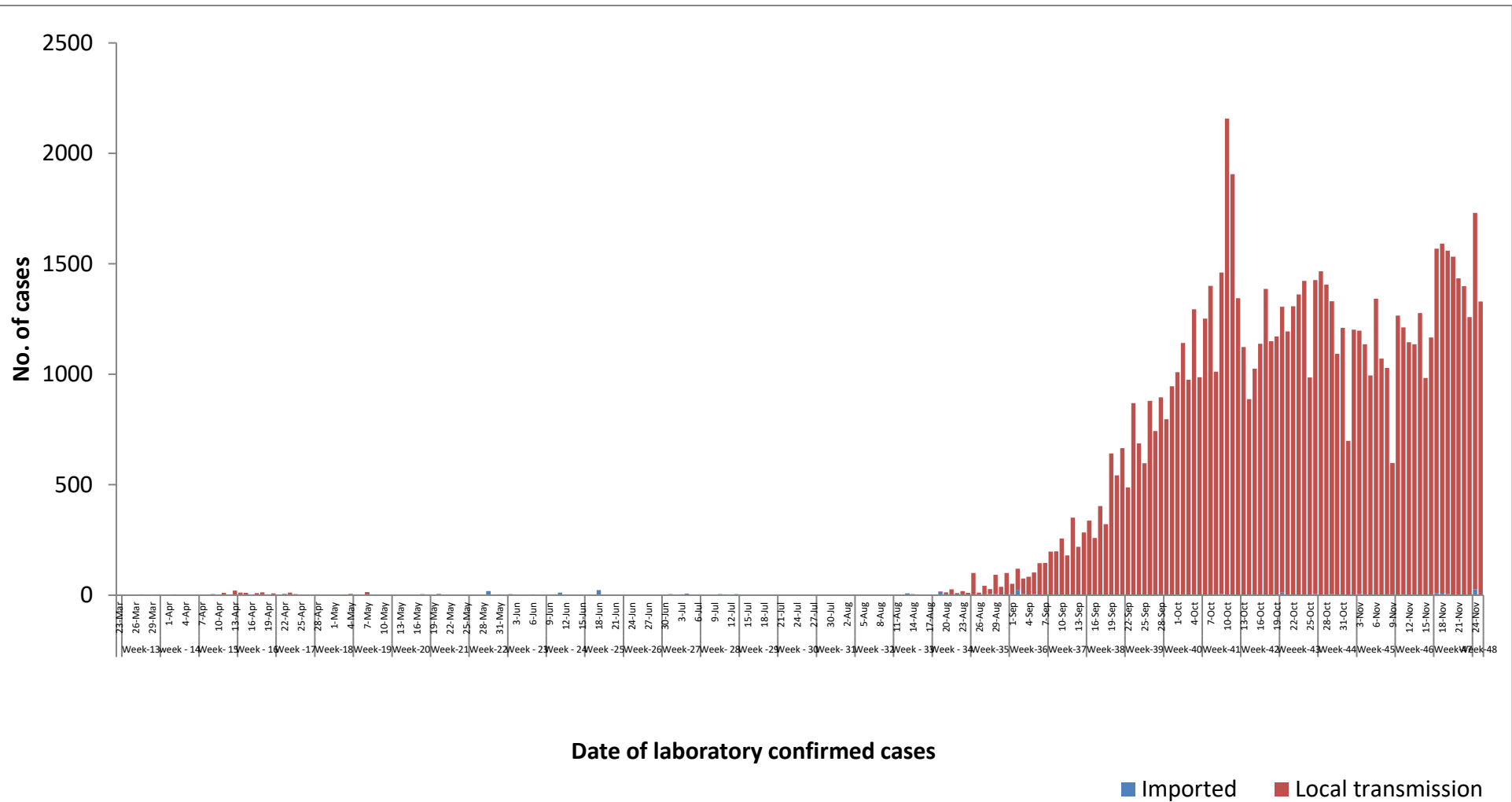
No	State/Region	COVID –19 Confirmed case	New confirmed cases within 24 hours	Deaths
1	Yangon	62,457	788	1,713
2	Mandalay	4,958	236	28
3	Bago	4,702	89	7
4	Rakhine	3,557	25	24
5	Ayeyarwaddy	2,641	83	12
6	Magway	1,411	9	1
7	Mon	1,214	47	11
8	Sagaing	755	21	1
9	Kayin	553	2	7
10	Naypyitaw	372	4	3
11	Thanintharyi	368	6	-
12	Shan (South)	200	14	1
13	Kachin	175	4	-
14	Chin	101	-	1
15	Shan (North)	72	1	1
16	Shan (East)	17	1	-
17	Kayah	13	-	-
Total		83,566	1,330	1,810

Map showing COVID-19 laboratory confirmed cases

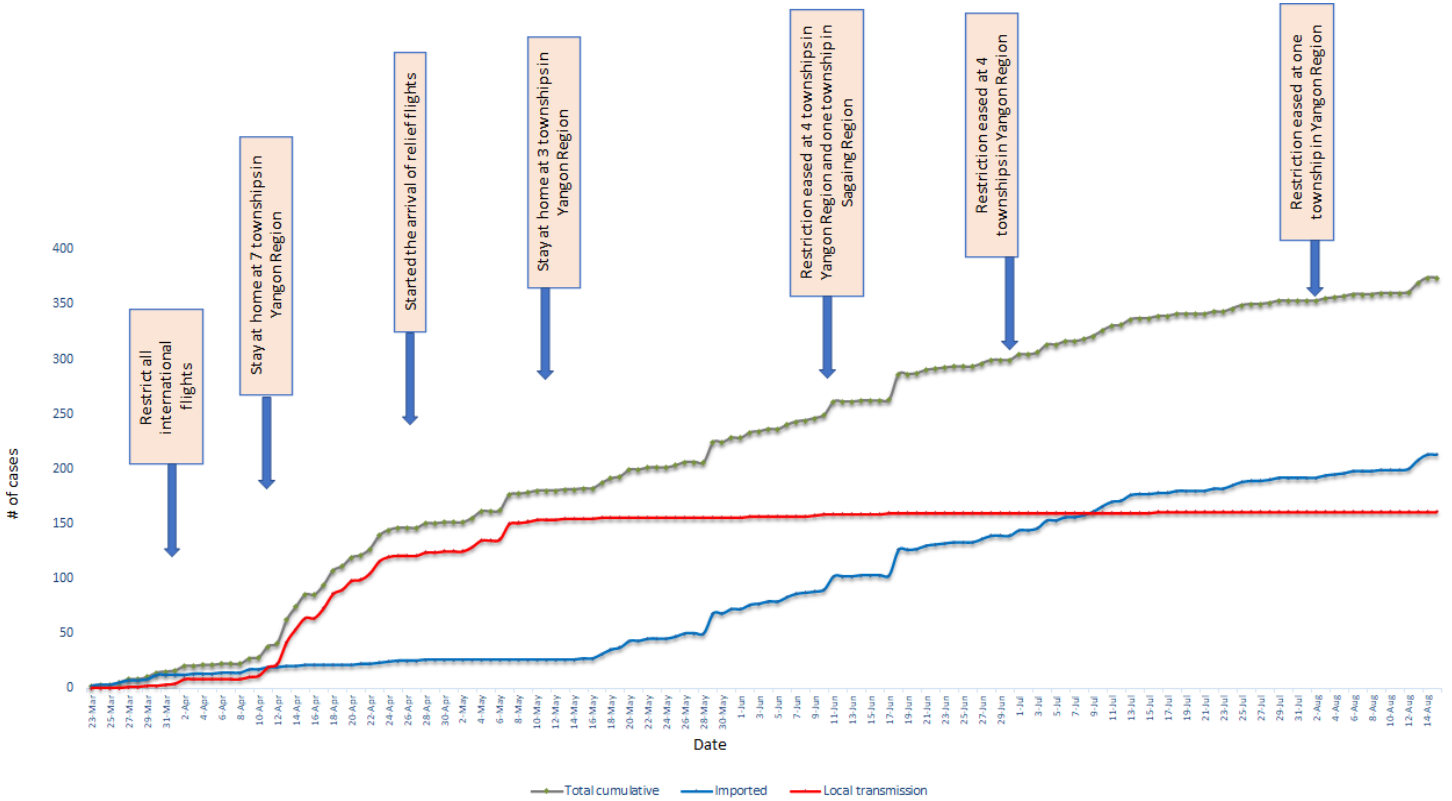


*No. of new cases by State and Region are counted according to epidemiology situation

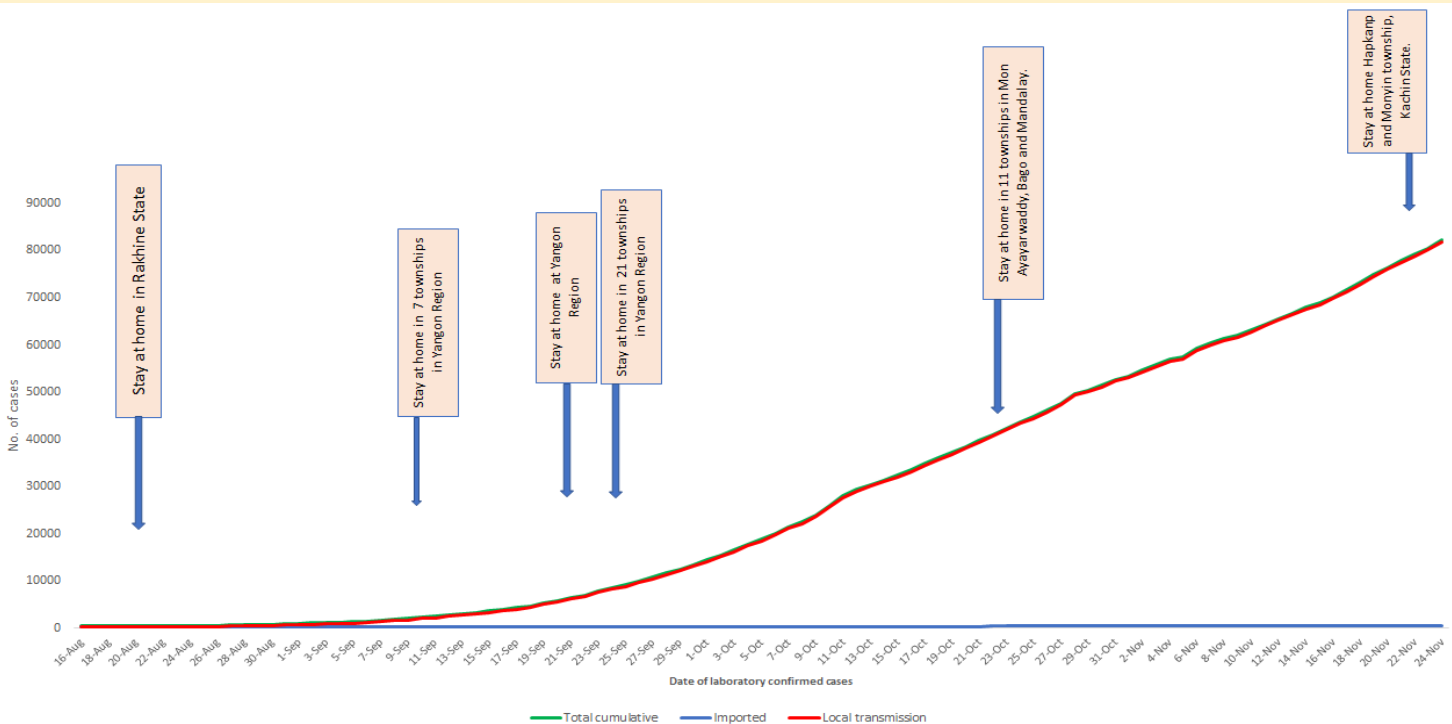
COVID-19 confirmed cases by types of transmissions (as of 25.11.2020) n=83,566



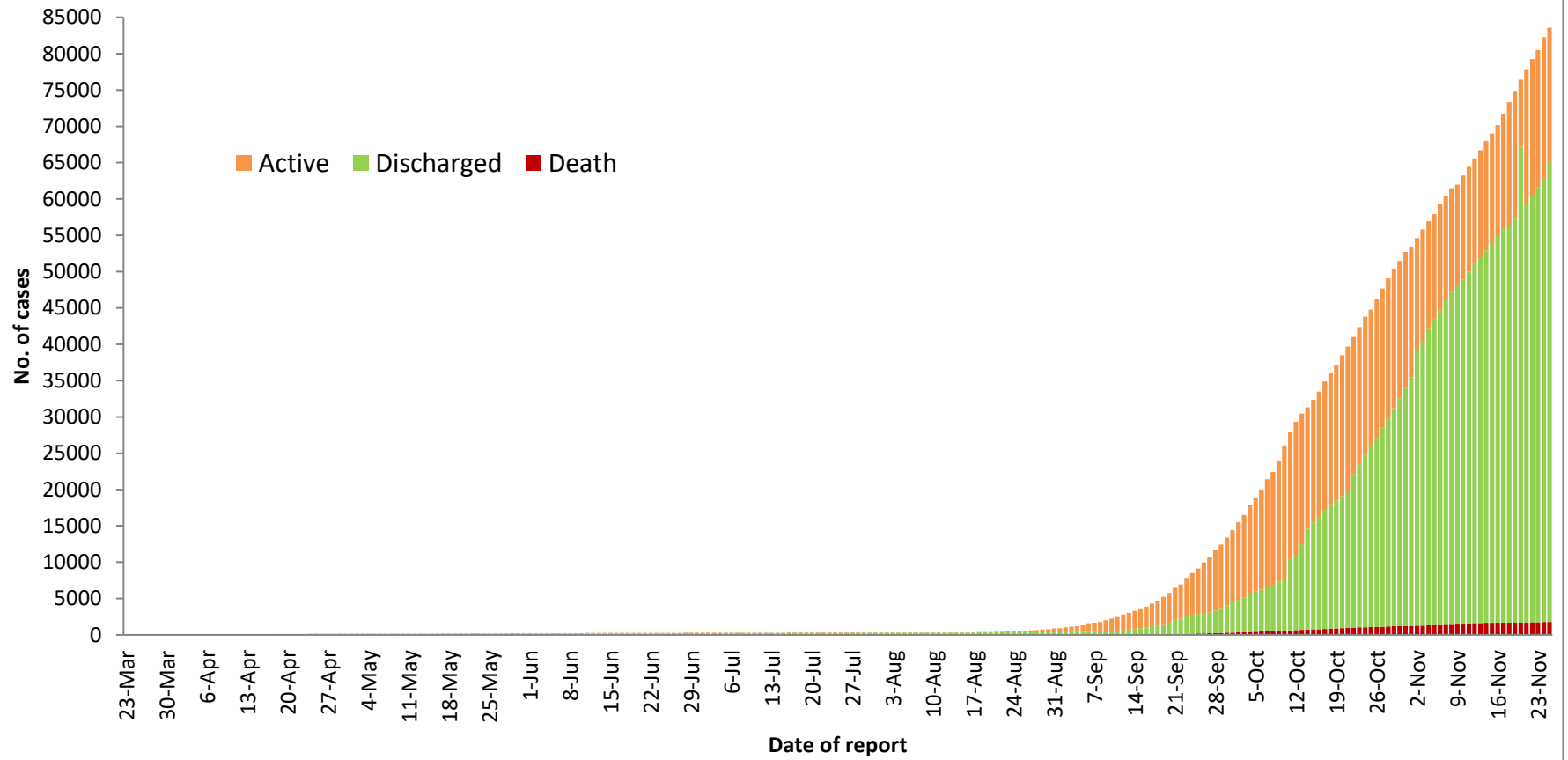
Total cumulative number of cases, imported and local transmission cases by date (23.3.2020- 15.8.2020), n= 374



Total cumulative number of cases, imported and local transmission cases by date (16.8.2020- 25.11.2020)



Cumulative Number of active confirmed cases, discharged and deaths (23.3.2020 – 25.11.2020), n (cumulative)=83,566



* Discharged criteria for COVID-19 patients was changed on 10.10.2020

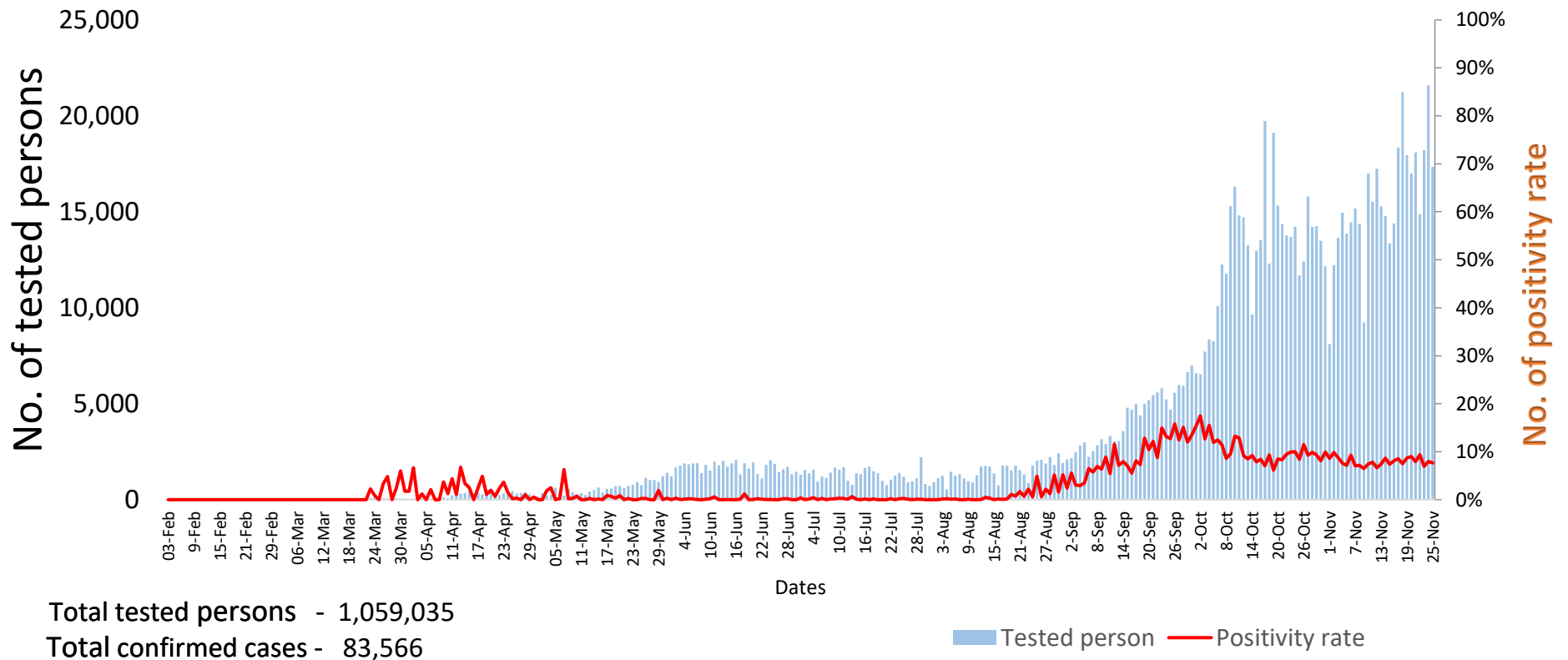
Summary of current situation		
Type	New (24.11.2020-25.11.2020)	Total (on 25.11.2020)
Suspected and Person Under Investigation (PUI)	601	1,569
Hospital Quarantine	15	236
Facility Quarantine	4,469	63,976

Person under Investigation (PUI) by State/Region hospitals (31.1.2020 – 25.11.2020) n= 44,799	No. of Facility Quarantine sites and Quarantined people on 25.11.2020
---	---

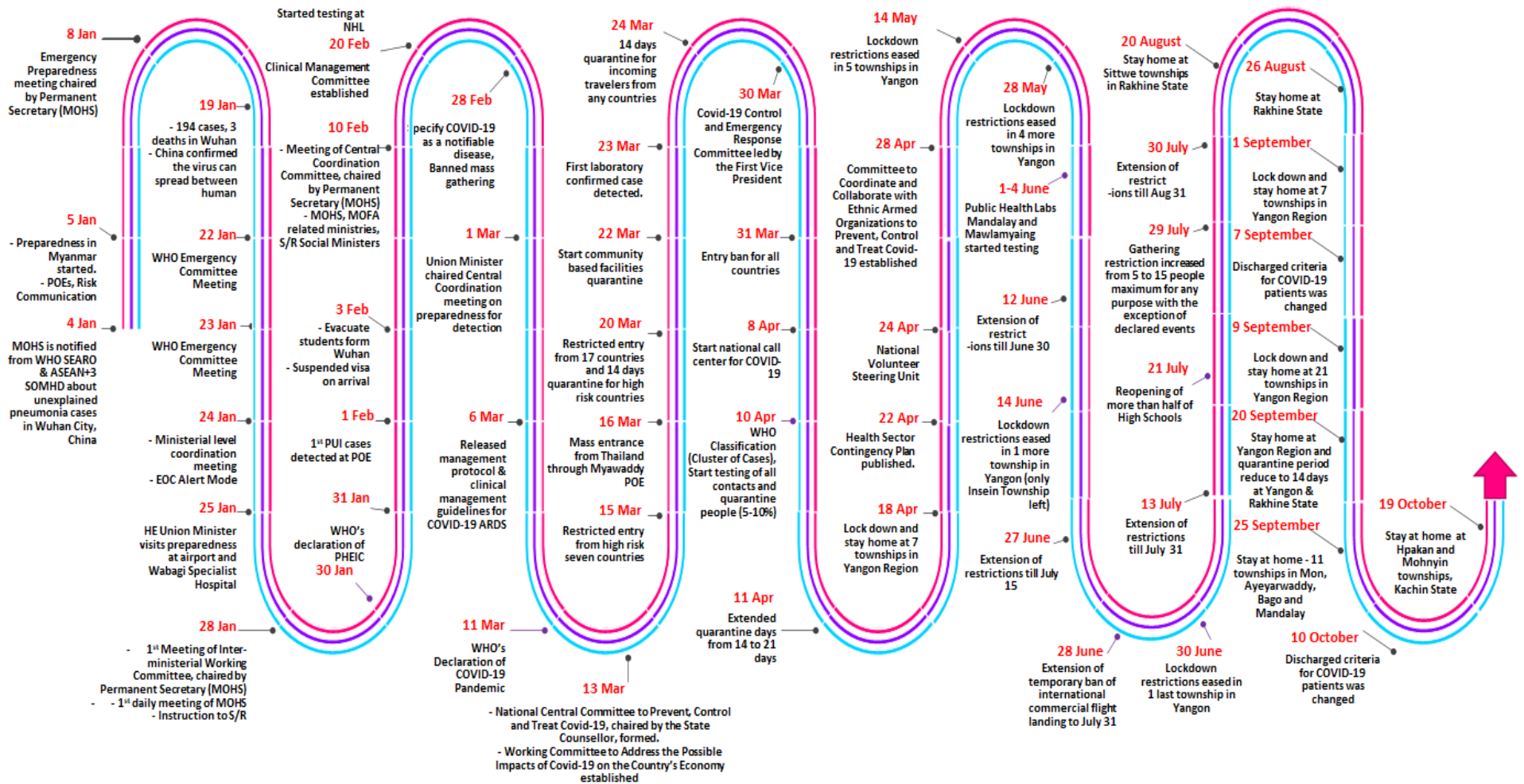
No.	State/Region	PUI	No.	State/Region	No. of facilities	Total no. of quarantine
1	Yangon	31254	1	Ayeyarwaddy	1,512	14,544
2	Mandalay	5697	2	Yangon	269	9,237
3	Mon	1224	3	Bago	1263	8,635
4	Kayin	1063	4	Mandalay	258	4,808
5	Ayeyarwaddy	987	5	Sagaing	868	4,800
6	Bago	854	6	Magway	473	3,363
7	Magway	802	7	Mon	40	2,639
8	Rakhine	731	8	Rakhine	328	2,589
9	Shan (N)	489	9	Shan South	118	2,524
10	Thanintharyi	484	10	Kayin	301	2,474
11	Naypyitaw	257	11	Kachin	208	2,193
12	Sagaing	251	12	Tanintharyi	153	1,791
13	Shan (S)	190	13	Naypyitaw	8	1393
14	Shan (E)	189	14	Shan North	446	1307
15	Kachin	136	15	Kayah	16	597
16	Kayah	98	16	Chin	27	591
17	Chin	93	17	Shan East	20	491
Total		44,799	Total		6,308	63,976

*Facility quarantine rule changed from 21 days to 14 days on 11-9-2020 while 7 days home quarantine rule remain unchanged.

COVID-19 positivity rate by date (as of 25.11.2020)



Timeline of Preparedness and Response to COVID-19 in Myanmar (as of 25.11.2020)



Hotline Number — 0673 420 268

Data source - CEU, DMS, NHL, PHL (MDY and MLM), DMR, DSGH, State and Region Health Departments