



Ministry of Health and Sports (Myanmar)

Department of Public Health

Central Epidemiology Unit

(27 May 2020)

Coronavirus Disease 2019 (COVID-19)

Situation Report - 50

Data as reported by States and Regions by 00:00 AM MST 27 May 2020

Global Situation
(WHO situation report - 127)
data as of 14:30 MST 26 May 2020

Confirmed cases
5,406,282

Deaths
343,562
Case Fatality Rate
6.4%



Myanmar Situation

Total tested
21,442

Confirmed cases
206

Negative
21,236

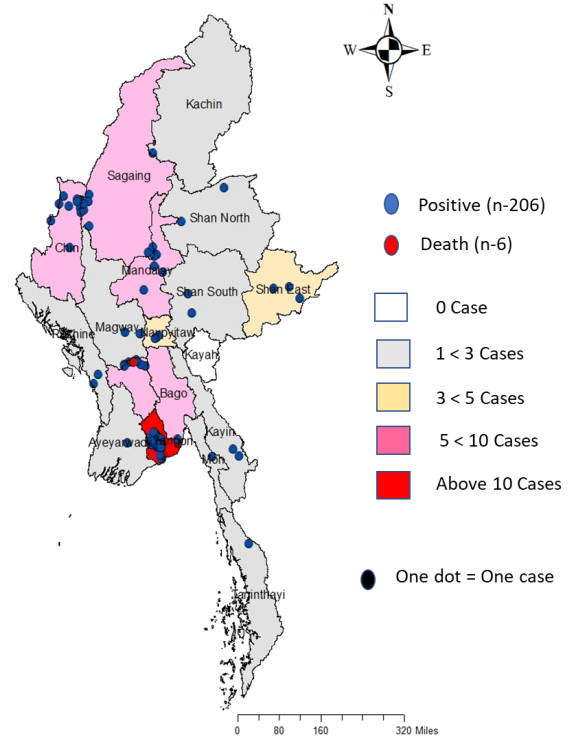
Recovered
126
63.1% of confirmed cases

Active
74
33.9% of confirmed cases

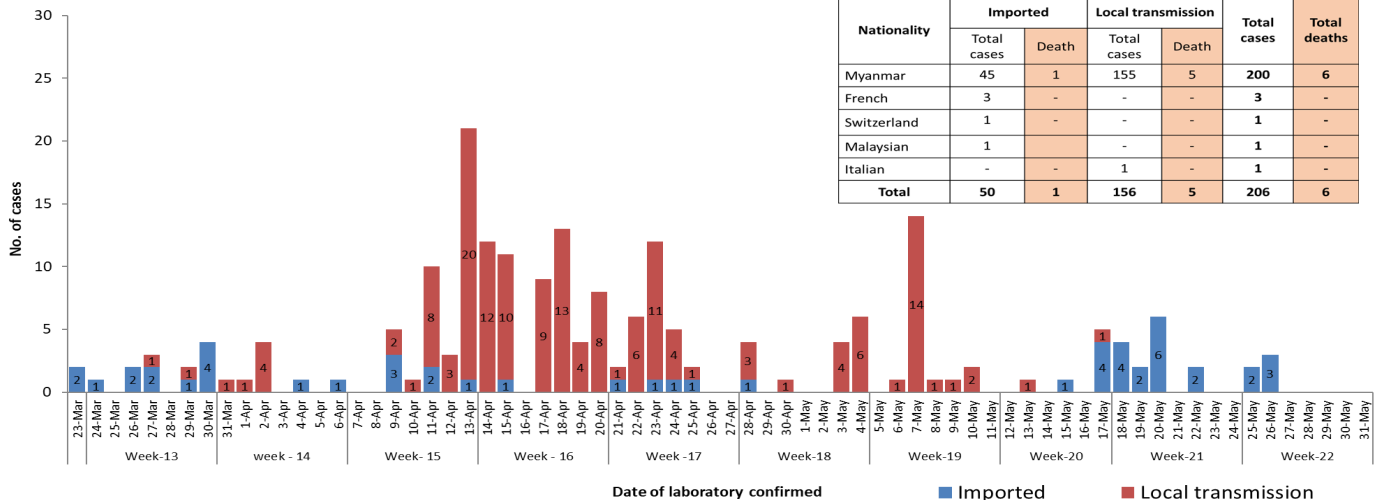
Death
6
2.9% of confirmed cases

No.	State/Region	COVID-19 Confirmed case	Recovered	Deaths
1.	Yangon	161 (3 new)	98 (2 new)	5
2.	Chin	9	2	-
3.	Bago	7	6	1
4.	Sagaing	7	6	-
5.	Shan(East)	3	2	-
6.	Mandalay	3	3	-
7.	Shan(South)	2	2	-
8.	Shan(North)	2	2	-
9.	Naypyitaw	2	2	-
10.	Kayin	2	-	-
11.	Magway	2	1	-
12.	Rakhine	2	-	-
13.	Mon	1	1	-
14.	Kachin	1	1	-
15.	Thanintharyi	1	-	-
16.	Ayeyarwaddy	1	-	-
17.	Kayah	-	-	-
Total		206 (3 new)	126 (2 new)	6

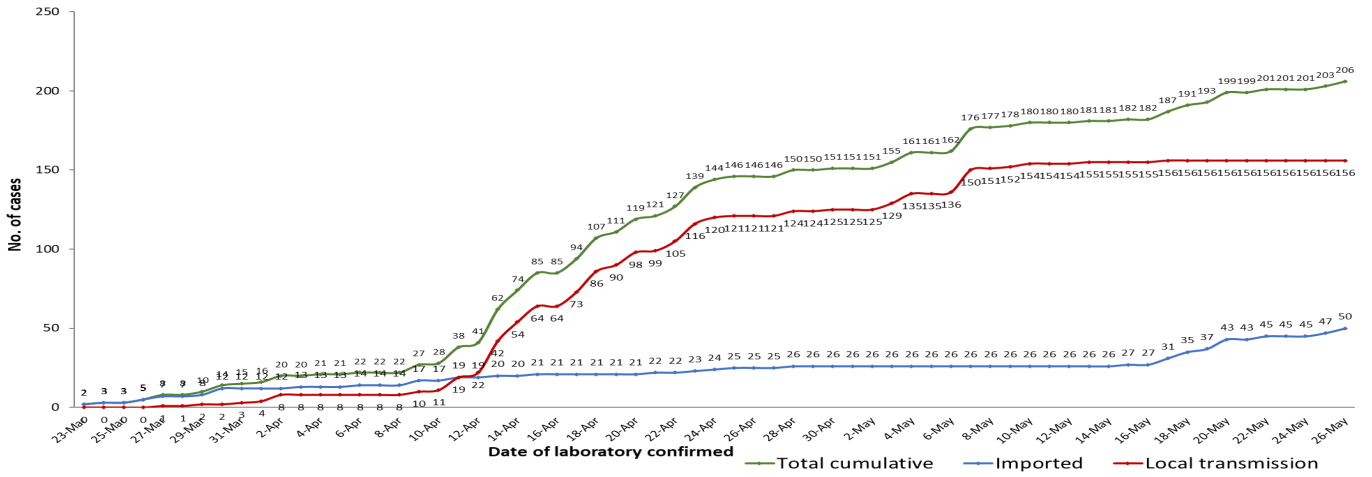
Map showing COVID-19 laboratory confirmed cases



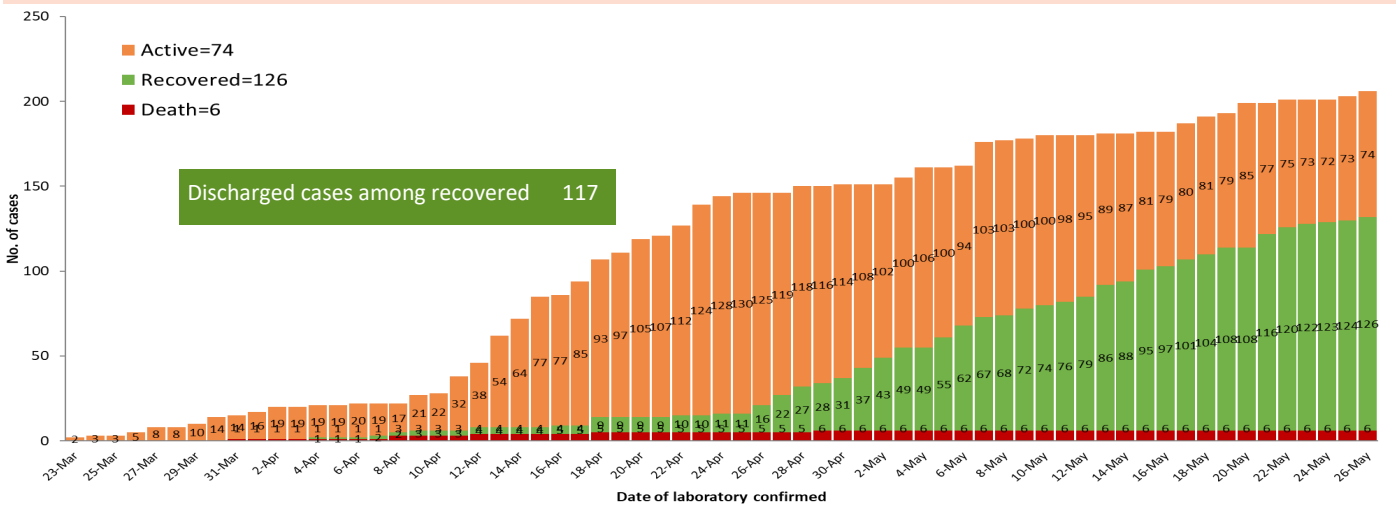
COVID-19 confirmed cases by types of transmissions (as of 27-5-2020,00:00 am) n=206



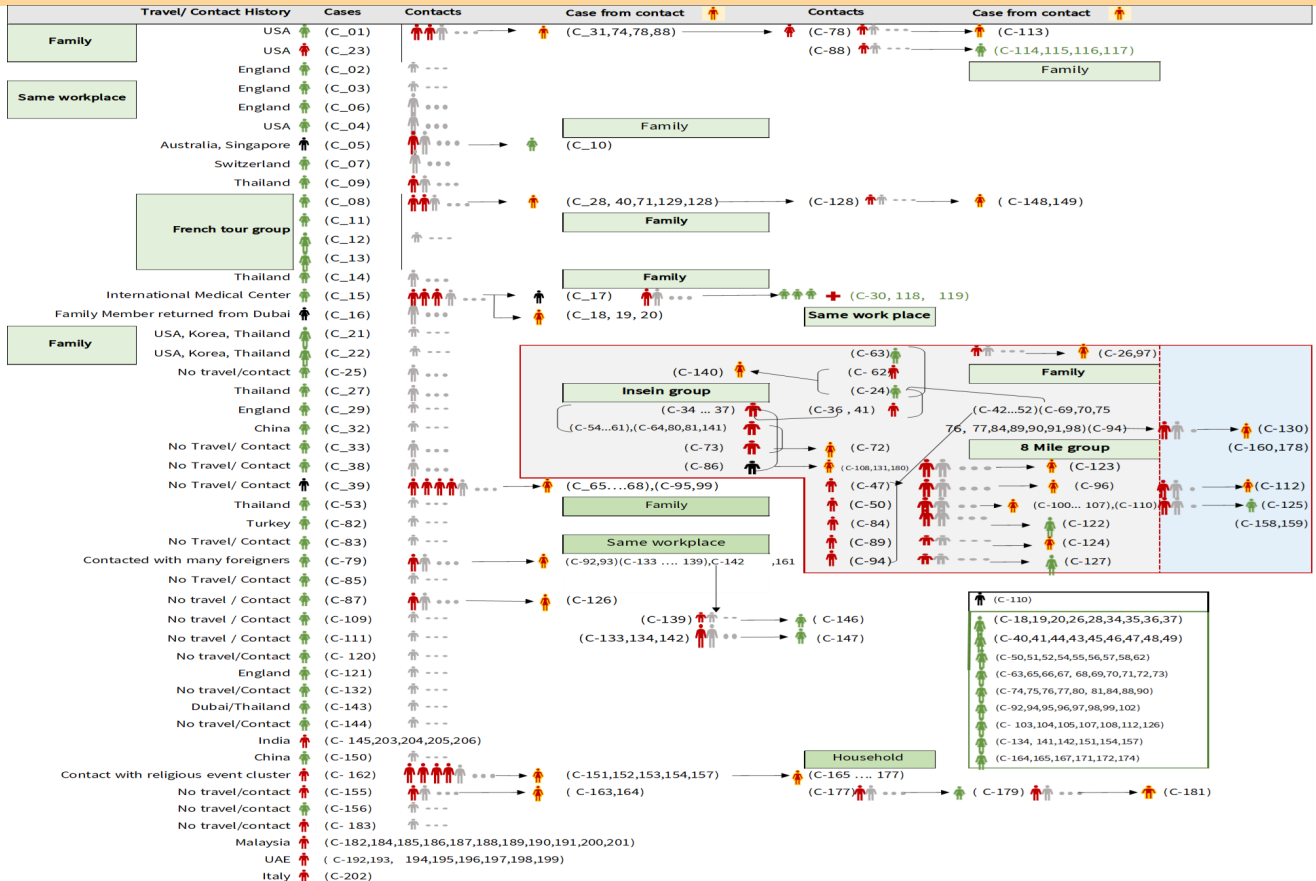
Total laboratory confirmed cases by date (as of 27.5.2020, 00:00 am), n= 206



Cumulative Number of active confirmed cases , recovered and death (23.3.2020-27.5.2020) , n=206



Summary of COVID-19 confirmed cases (as of 26-5-2020) ,n(contacts)= 4,676



Summary of current situation

Type	New (25.5.2020-26.5.2020)	Total (on 26.5.2020)
Suspected and Person Under Investigation (PUI)	62	287
Hospital Quarantine	10	107
Facility Quarantine	1,760	54,494

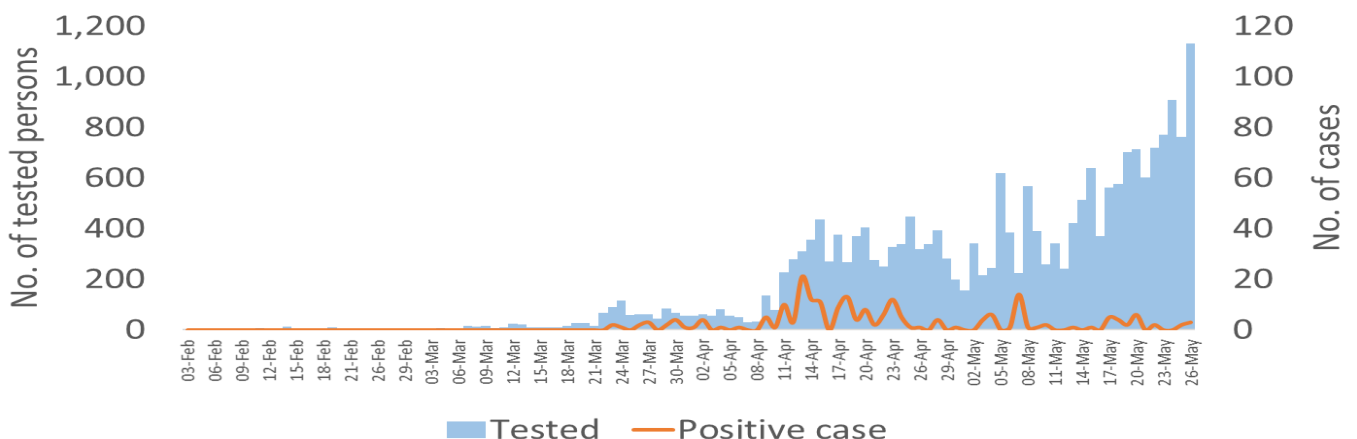
Person under Investigation (PUI) by State/Region hospitals (31.1.2020 – 26.5.2020) n= 4,785

No.	State/Region	PUI
1.	Yangon	2491
2.	Mandalay	841
3.	Shan (N)	180
4.	Bago	168
5.	Mon	164
6.	Magway	161
7.	Kayin	154
8.	Shan (E)	97
9.	Ayeyarwaddy	94
10.	Shan (S)	84
11.	Sagaing	74
12.	Kayah	67
13.	Naypyitaw	60
14.	Rakhine	54
15.	Tanintharyi	50
16.	Kachin	27
17.	Chin	19
Total		4,785

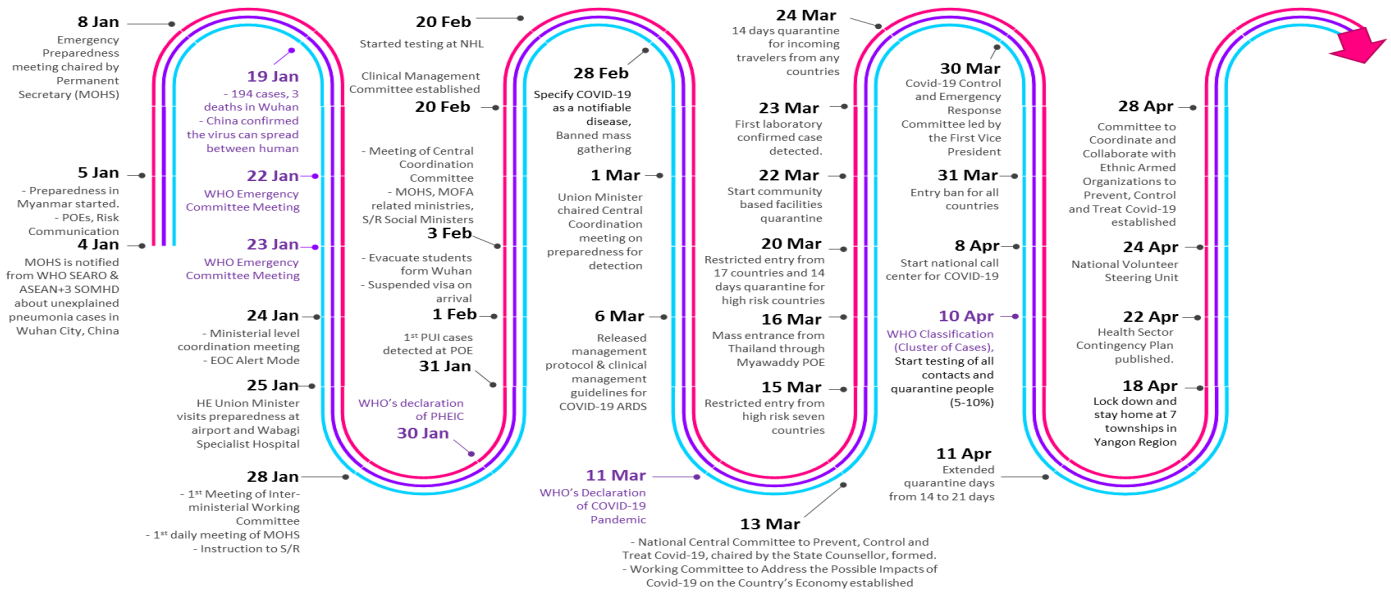
No. of Facility Quarantine sites and Quarantined people on 26.5.2020

No.	State/Region	No. of facilities	Total no. of quarantine people
1.	Magway	2,880	12,709
2.	Sagaing	1,859	7,348
3.	Kachin	661	6,111
4.	Ayeyarwaddy	1,352	4,803
5.	Rakhine	787	4,356
6.	Mandalay	805	4,245
7.	Bago	487	3,636
8.	Yangon	56	2,632
9.	Shan North	356	2,506
10.	Tanintharyi	189	1,433
11.	Kayin	179	1,173
12.	Naypyitaw	19	1,053
13.	Shan S	114	994
14.	Mon	26	585
15.	Shan East	11	423
16.	Chin	44	340
17.	Kayah	18	147
Total		9,967	55,935

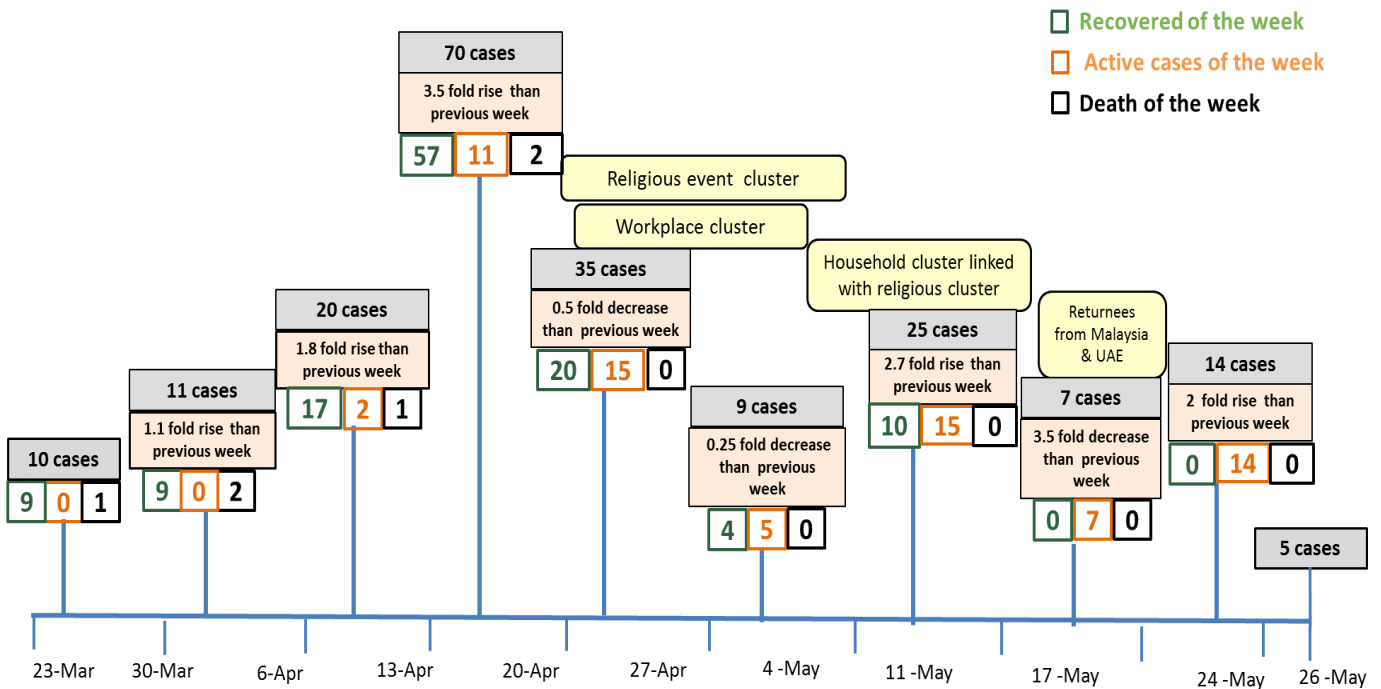
COVID-19 confirmed cases among tested by date (as of 26.5.2020)



Timeline of Preparedness and Response to COVID-19 in Myanmar (as of 26.5.2020)



Summary of new confirmed cases detection after first two cases (as of 26.5.2020)



- Confirmed cases were detected as peak in the 4th week after first confirmed cases due to religious event cluster .
- Confirmed cases were decreased but still raised than the first 3 weeks due to religious event cluster and workplace cluster.
- There were an increased in numbers of cases in week 7th after the first two cases due to household cluster linked with religious cluster.
- Confirmed cases were detected again in week 8 after the first two cases because of returnees .