



# Ministry of Health and Sports (Myanmar)

## Department of Public Health

### Central Epidemiology Unit

(29 September 2020)

#### Coronavirus Disease 2019 (COVID-19)

Situation Report - 175

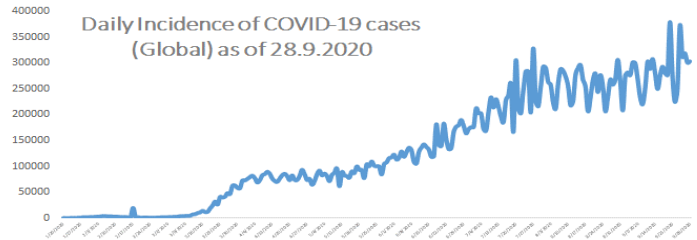
Data as reported by States and Regions by 28 September 2020

WHO Coronavirus Disease (COVID-19) Dashboard data as of 3:52 PM CEST 28 September 2020

**Confirmed cases**  
**33,034,598**

**Deaths**  
**996,342**

**Case Fatality Rate**  
**3%**



#### Myanmar Situation

**Total Tested**  
**258,601**

**Confirmed Cases**  
**11,630**

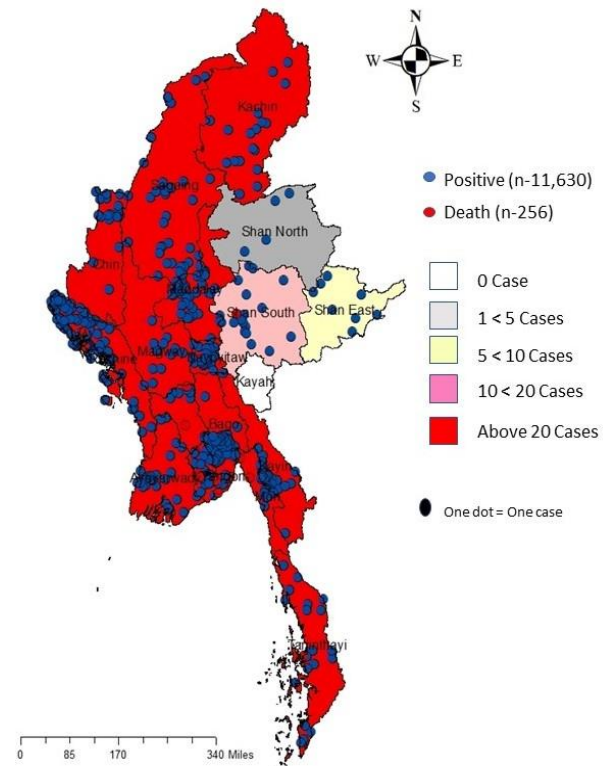
**Negative**  
**246,971**

**Discharged**  
**3,073**  
26.4% of Confirmed cases

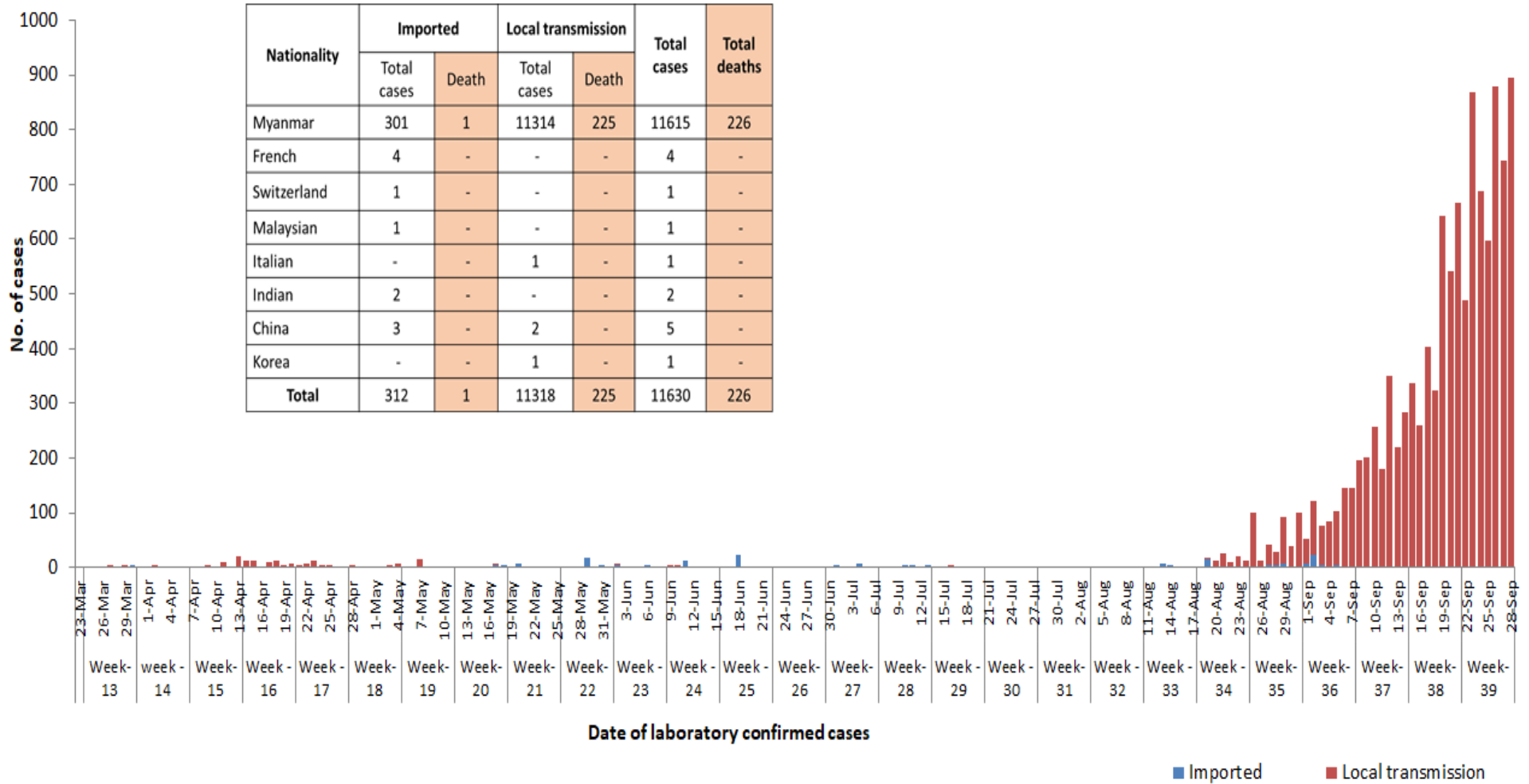
**Death**  
**256**  
2.2% of Confirmed cases

No	State/Region	COVID -19 Confirmed case	New confirmed cases within 24 hours	Deaths
1	Yangon	8,626	706	240
2	Rakhine	1,521	44	3
3	Bago	348	60	3
4	Mandalay	266	17	1
5	Mon	261	11	4
6	Ayeyarwaddy	235	29	-
7	Naypyitaw	128	8	3
8	Sagaing	58	-	-
9	Kayin	42	2	-
10	Chin	38	16	-
11	Magway	36	3	-
12	Thanintharyi	24	-	1
13	Kachin	20	-	-
14	Shan (South)	17	-	1
15	Shan (East)	6	-	-
16	Shan (North)	4	-	-
17	Kayar	-	-	-
<b>Total</b>		<b>11,630</b>	<b>896</b>	<b>256</b>

Map showing COVID-19 laboratory confirmed cases

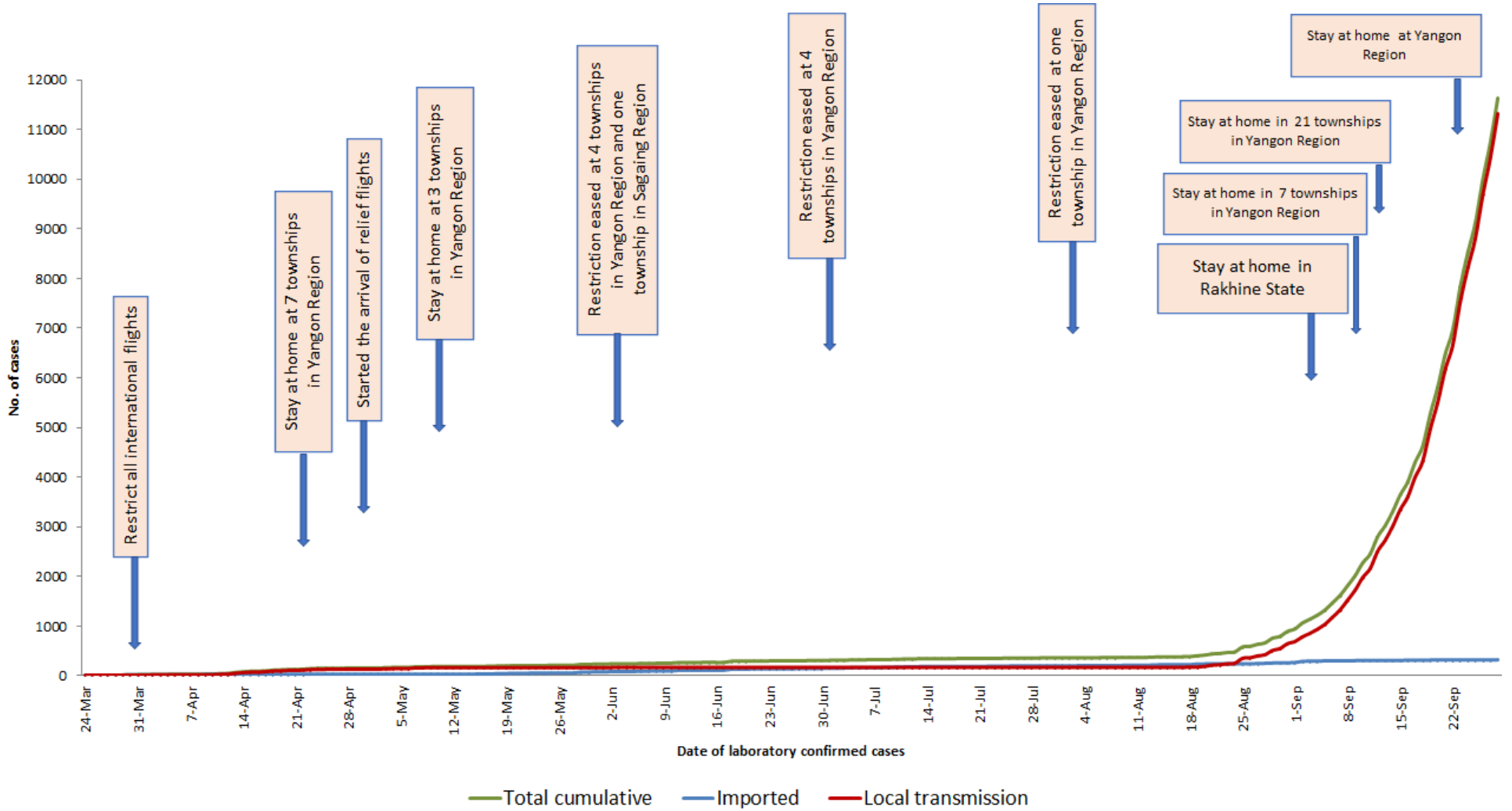


## COVID-19 confirmed cases by types of transmissions (as of 28.9.2020) n=11,630

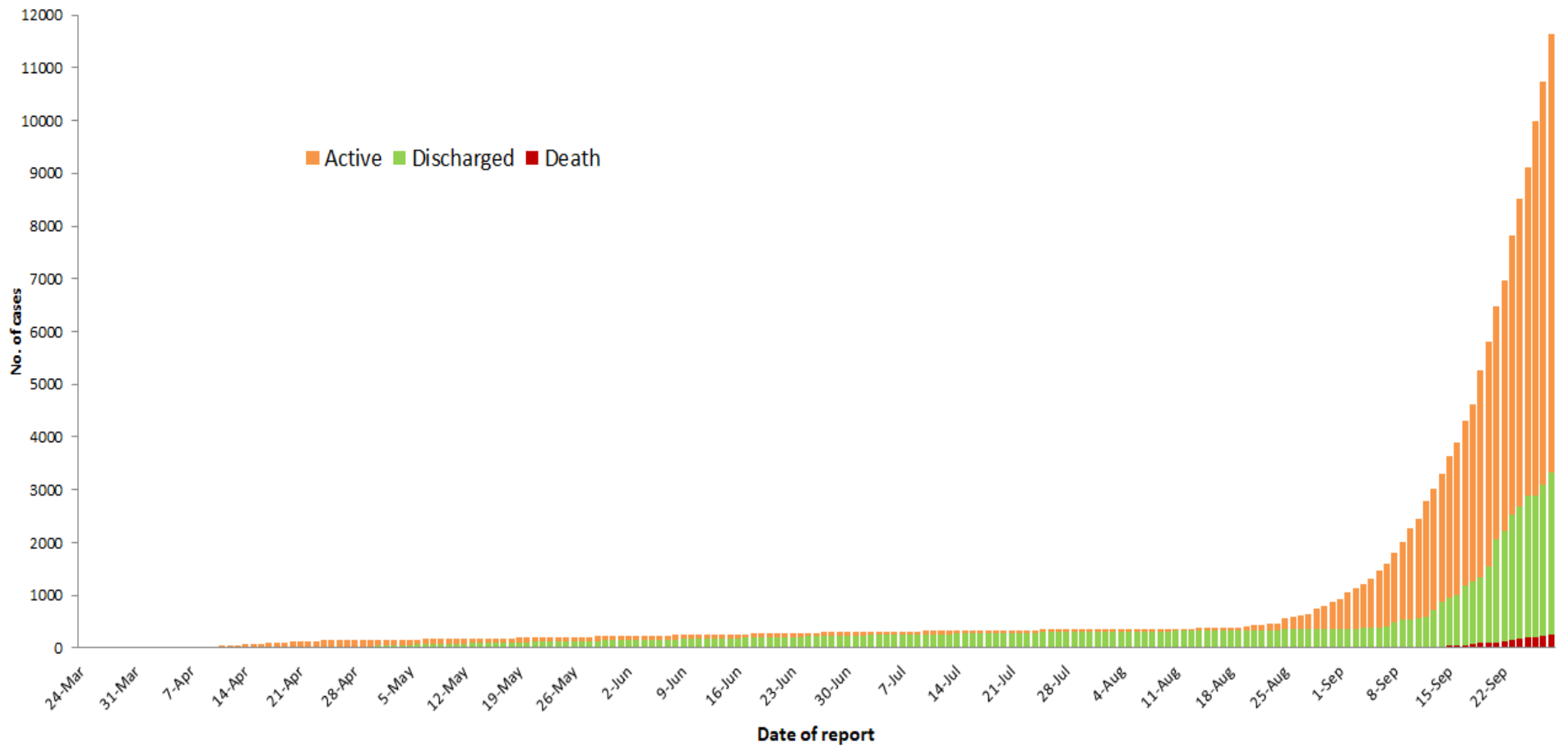


Nationality	Imported		Local transmission		Total cases	Total deaths
	Total cases	Death	Total cases	Death		
Myanmar	301	1	11314	225	11615	226
French	4	-	-	-	4	-
Switzerland	1	-	-	-	1	-
Malaysian	1	-	-	-	1	-
Italian	-	-	1	-	1	-
Indian	2	-	-	-	2	-
China	3	-	2	-	5	-
Korea	-	-	1	-	1	-
<b>Total</b>	<b>312</b>	<b>1</b>	<b>11318</b>	<b>225</b>	<b>11630</b>	<b>226</b>

# Total laboratory confirmed cases by date (as of 28.9.2020), n= 11,630



Cumulative Number of active confirmed cases, recovered and deaths (23.3.2020 – 28.9.2020), n (cumulative)=11,631



Summary of current situation		
Type	New (27.9.2020-28.9.2020)	Total (on 28.9.2020)
Suspected and Person Under Investigation (PUI)	453	1475
Hospital Quarantine	51	353
Facility Quarantine	2,657	46,572

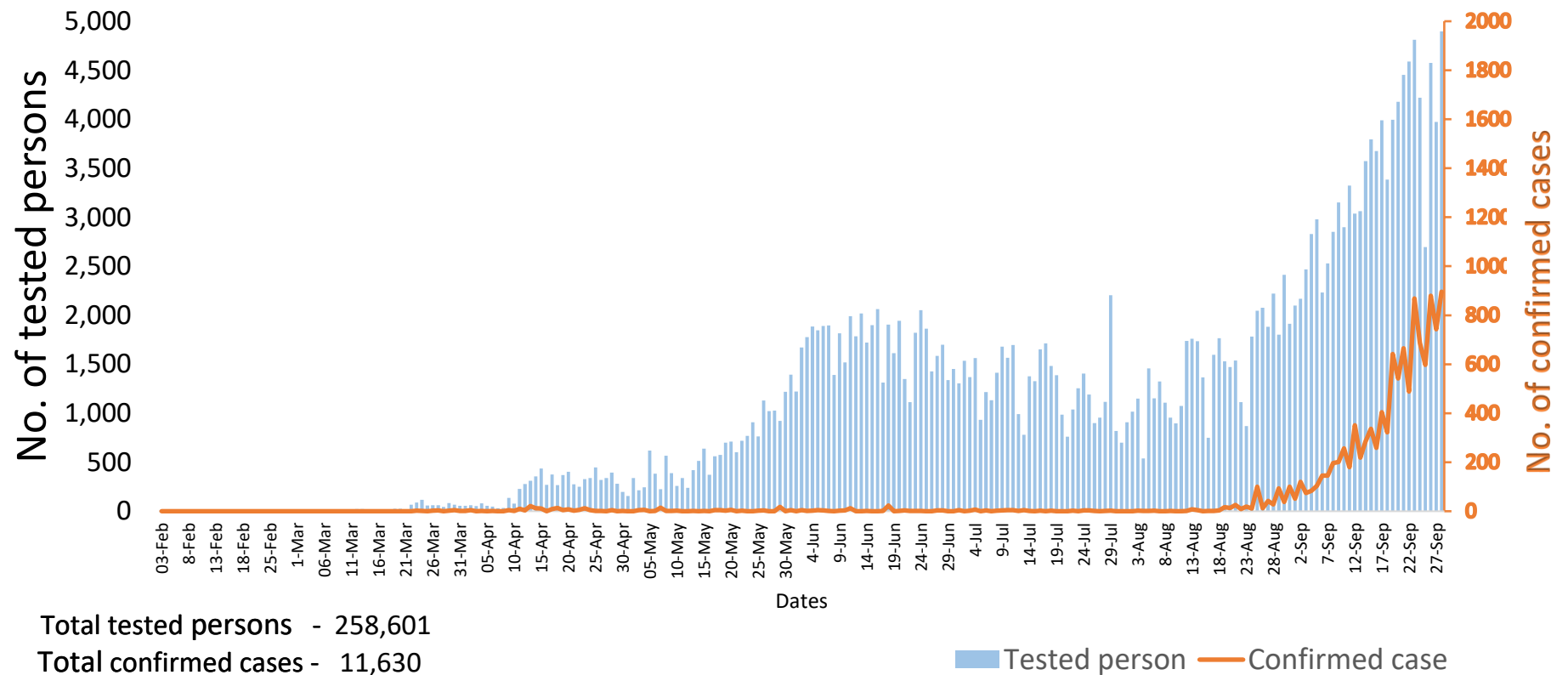
Person under Investigation (PUI) by State/Region hospitals (31.1.2020 – 28.9.2020) n= 15,144	No. of Facility Quarantine sites and Quarantined people on 28.9.2020
--	--

No.	State/Region	PUI	No.	State/Region	No. of facilities	Total no. of quarantine
1	Yangon	8921	1	Bago	1100	9103
2	Mandalay	2248	2	Ayeyarwaddy	1143	6414
3	Mon	623	3	Yangon	91	5318
4	Kayin	465	4	Magway	632	4589
5	Magway	390	5	Sagaing	641	4274
6	Rakhine	323	6	Mon	118	2969
7	Shan (N)	321	7	Mandalay	471	2814
8	Bago	310	8	Kachin	239	2400
9	Ayeyarwaddy	265	9	Kayin	372	2140
10	Shan (S)	139	10	Rakhine	300	1595
11	Shan (E)	138	11	Shan South	133	1183
12	Thanintharyi	129	12	Naypyitaw	13	1131
13	Sagaing	120	13	Tanintharyi	153	996
14	Naypyitaw	94	14	Shan North	377	814
15	Kayah	86	15	Kayah	12	389
16	Kachin	71	16	Chin	25	331
17	Chin	48	17	Shan East	16	112
<b>Total</b>		15,144	<b>Total</b>		5,836	46,572

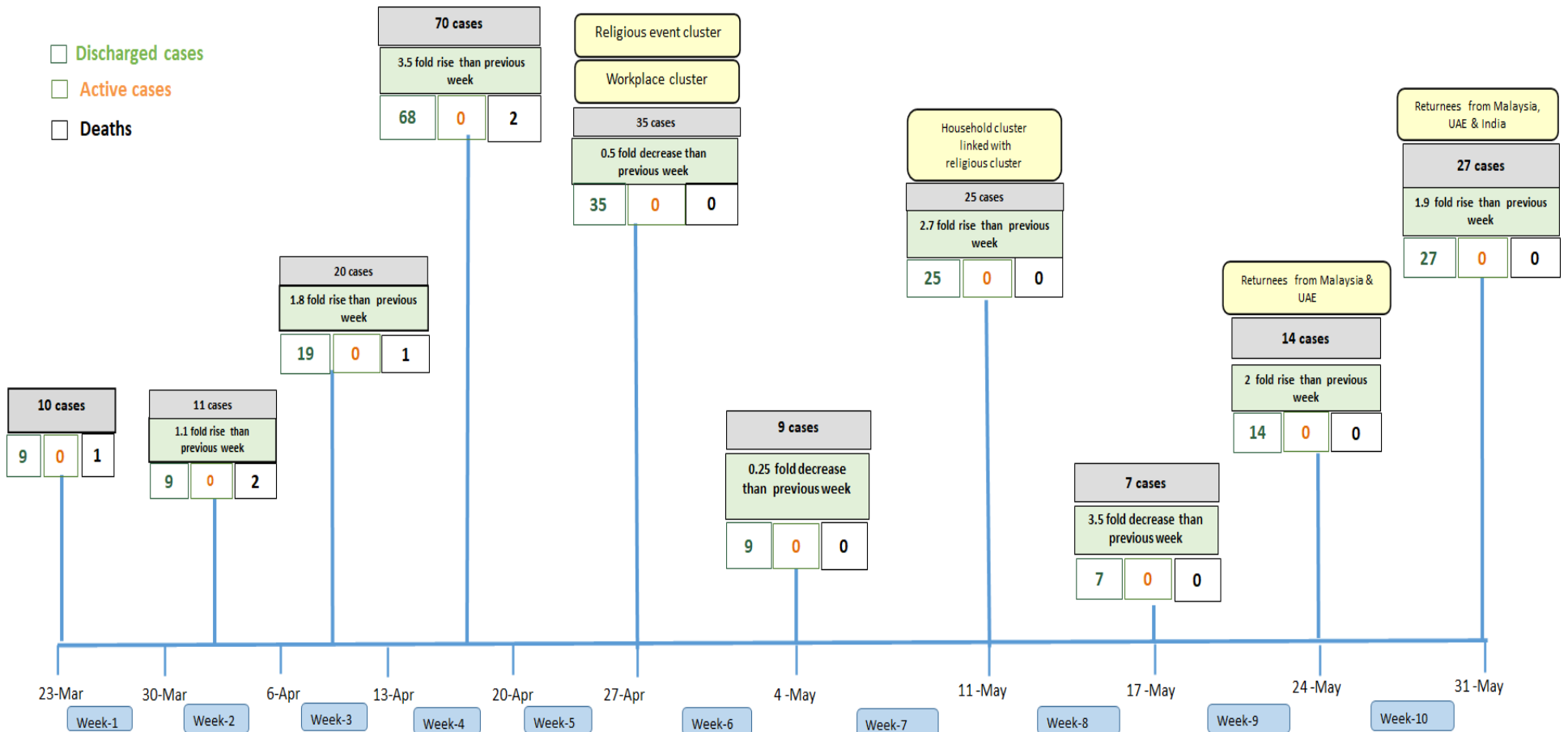
\*Facility quarantine rule changed from 21 days to 14 days on 11-9-2020 while 7 days home quarantine rule remain unchanged.

- First two confirmed cases were detected on 23 March 2020.
- Local transmission are increased during April and May 2020 due to big religious cluster in Yangon.
- After religious cluster, imported cases were mainly detected due to returnees from other countries.
- In August, local transmission were dramatically raised in Rakhine State firstly and other big clusters were detected in –
  - Mandalay- Myingyan cluster
  - Yangon – Thingangyun cluster.

## COVID-19 confirmed cases among tested by date (as of 28.9.2020)



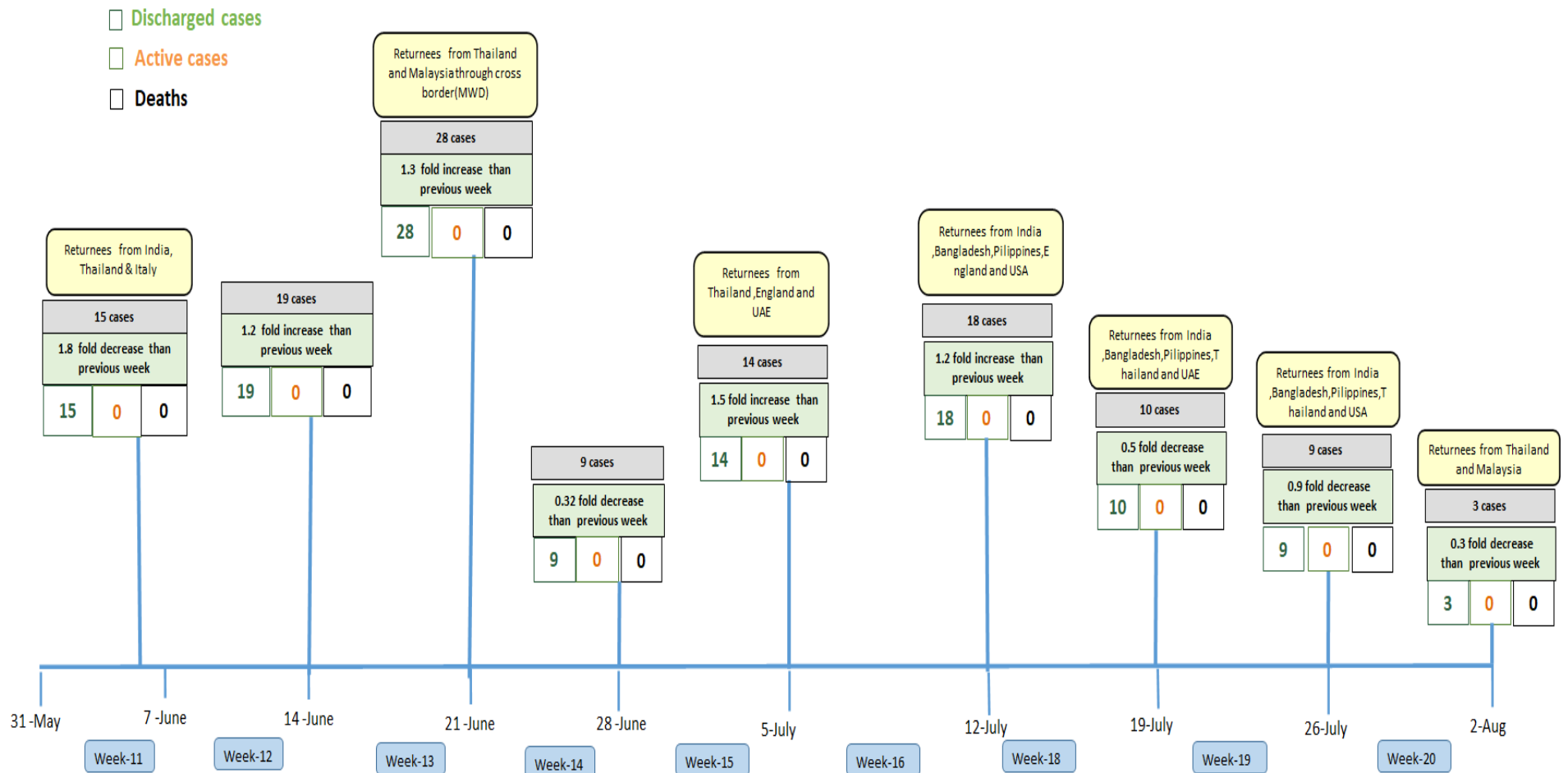
# Summary of new confirmed cases detection after first two cases (as of 28.9.2020)



- Confirmed cases were detected as a peak in the 4th week after first confirmed cases due to the religious event cluster.
- Confirmed cases were decreased but still raised than the first 3 weeks due to the religious event cluster and workplace cluster.
- There were an increased in numbers of cases in the 7th week after the first two cases due to the household cluster linked with a religious cluster.
- Confirmed cases were detected by a nearly two-fold rise in the 9th and 10th weeks after the first two cases because of returnees coming back by relief flights.

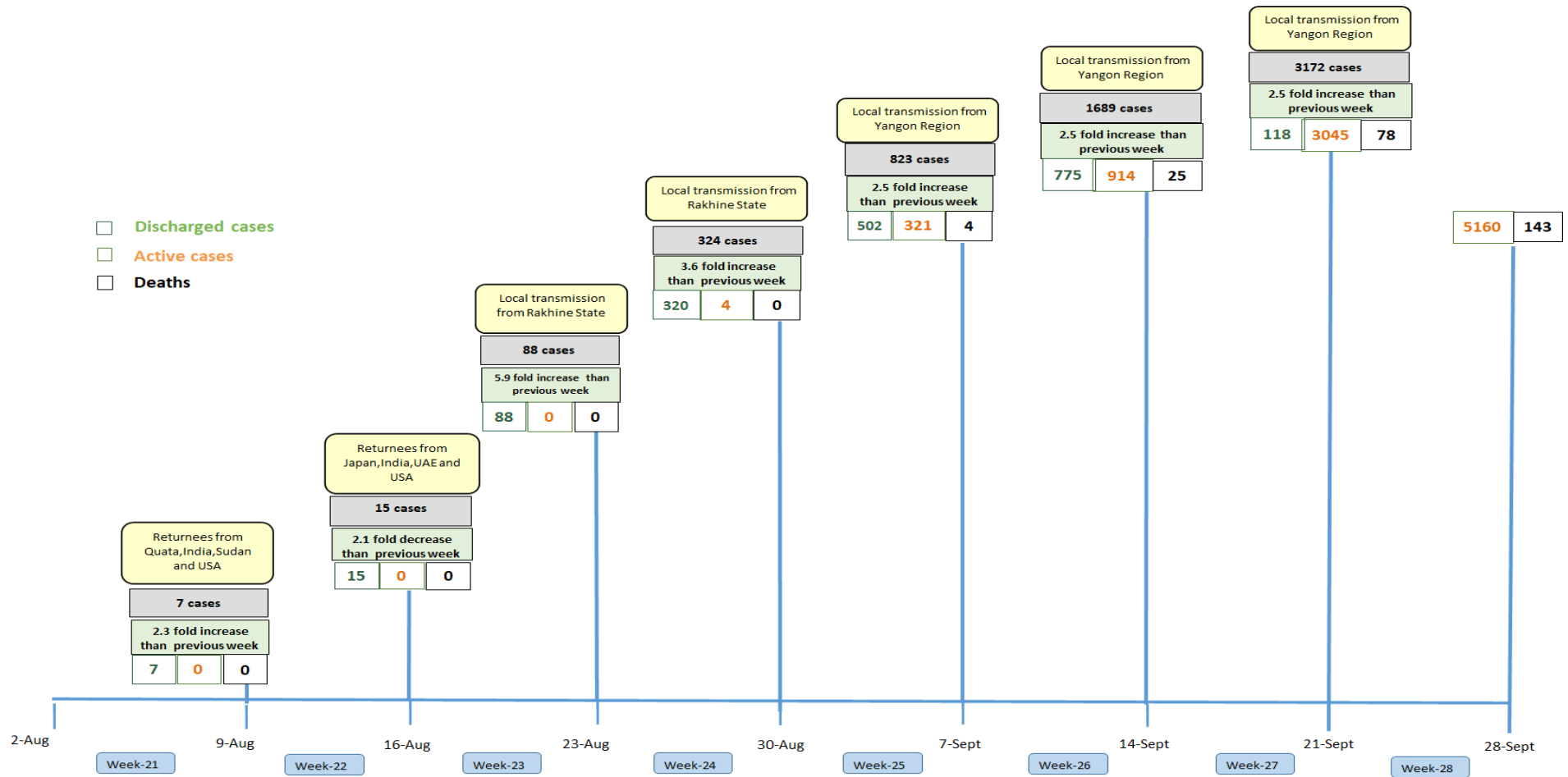


# Summary of new confirmed cases detection after first two cases (as of 28.9.2020)



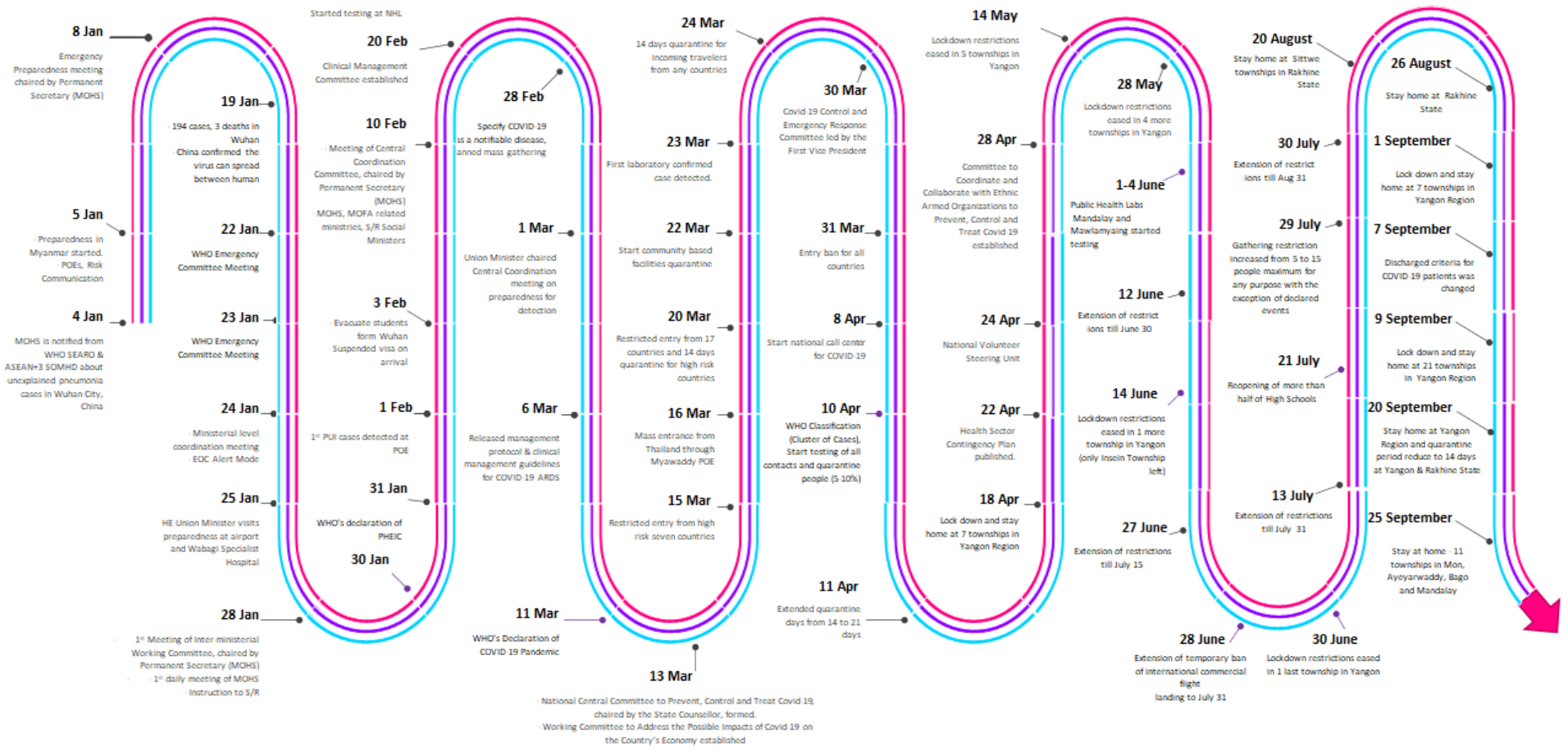
- Confirmed cases were detected as a peak in the 4th week after first confirmed cases due to the religious event cluster.
- Confirmed cases were decreased but still raised than the first 3 weeks due to the religious event cluster and workplace cluster.
- There were an increased in numbers of cases in the 7th week after the first two cases due to the household cluster linked with a religious cluster.
- Confirmed cases were detected by a nearly two-fold rise in the 9th and 10th weeks after the first two cases because of returnees coming back by relief flights.

# Summary of new confirmed cases detection after first two cases (as of 28.9.2020)



- Confirmed cases were detected as a peak in the 4th week after first confirmed cases due to the religious event cluster.
- Confirmed cases were decreased but still raised than the first 3 weeks due to the religious event cluster and workplace cluster.
- There were an increased in numbers of cases in the 7th week after the first two cases due to the household cluster linked with a religious cluster.
- Confirmed cases were detected by a nearly two-fold rise in the 9th and 10th weeks after the first two cases because of returnees coming back by relief flights.

# Timeline of Preparedness and Response to COVID-19 in Myanmar (as of 28.9.2020)



Hotline Number— 0673 420 268

Data source - CEU, DMS, NHL, PHL (MDY and MLM), DMR, DSGH, State and Region Health Departments