



# Ministry of Health and Sports (Myanmar)

## Department of Public Health

### Central Epidemiology Unit

(20 November 2020)

Situation Report -227

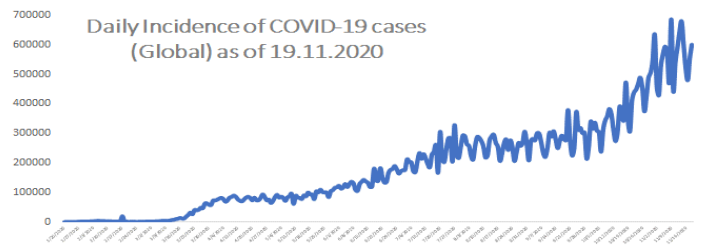
## Coronavirus Disease 2019 (COVID-19)

WHO Coronavirus Disease (COVID-19) Dashboard data as of 5:13 PM CEST 19 November 2020

**Confirmed cases**  
**55,928,327**

**Deaths**  
**1,344,003**

**Case Fatality Rate**  
**2.4%**



### Myanmar Situation

Data as reported by States and Regions by 19 November 2020

Total Tested-969,268

**74,882**

Confirmed Cases

**55,633**

Discharged

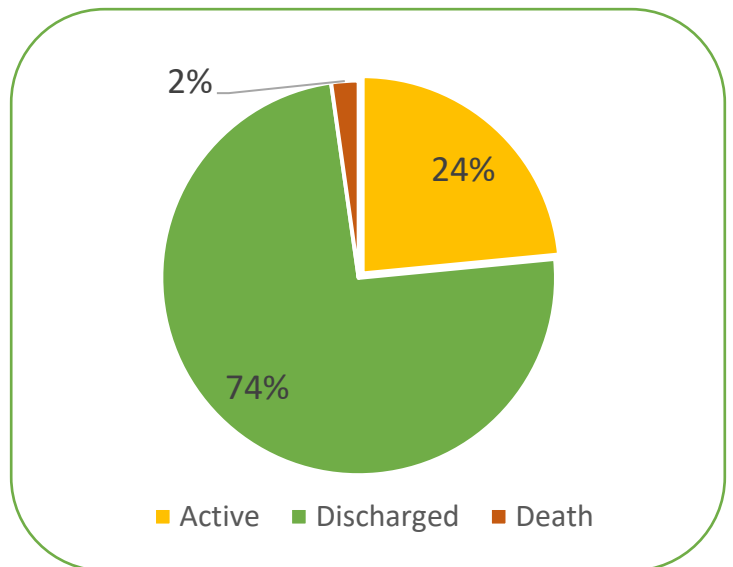
**894,386**

Negative

**1,676**

Death

Current Situation of Confirmed cases (23.3.2020-19.11.2020), n=74,882



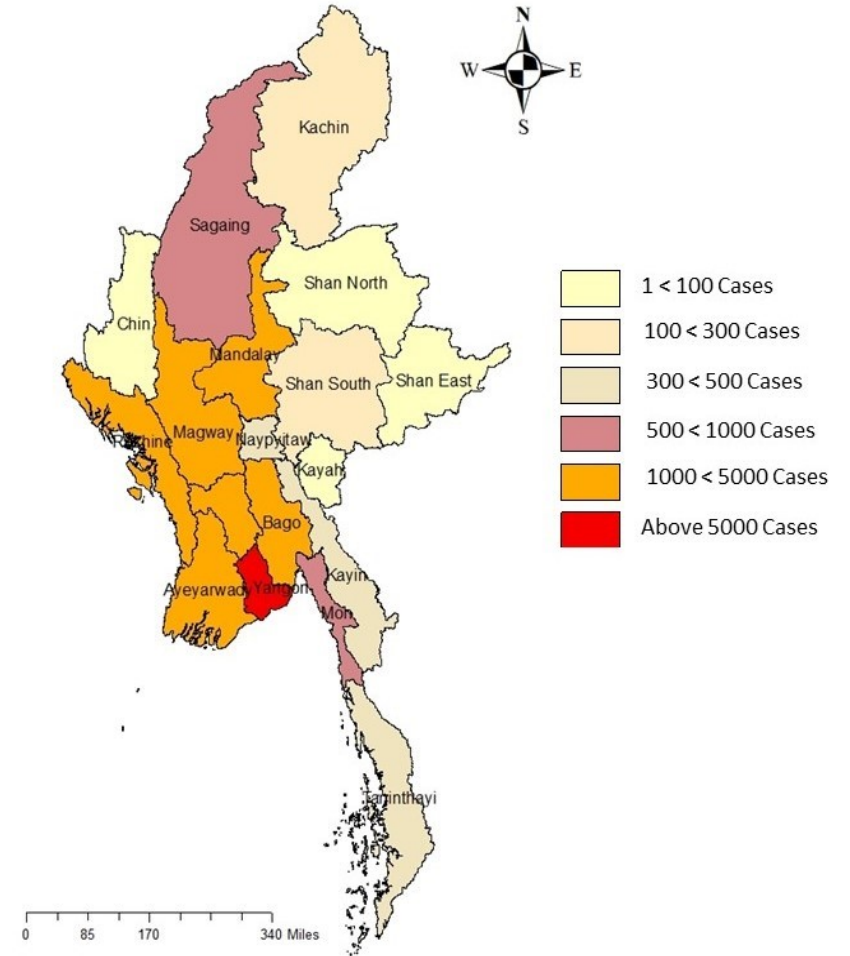
COVID-19 confirmed cases by two phases (23.3.2020 – 19-11-2020), n=74,882

Date	Local transmission		Imported		Total cases	Total Death
	No. of cases	Death	No. of case	Death		
(23.3.2020-15.8.2020)	161	5	213	1	374	6
(16.8.2020-19.11.2020)	74297	1670	211	-	74508	1670
<b>Total</b>	<b>74458</b>	<b>1675</b>	<b>424</b>	<b>1</b>	<b>74882</b>	<b>1676</b>

COVID-19 confirmed cases and death by State/Region (23.3.2020 – 19-11-2020), n=74,882

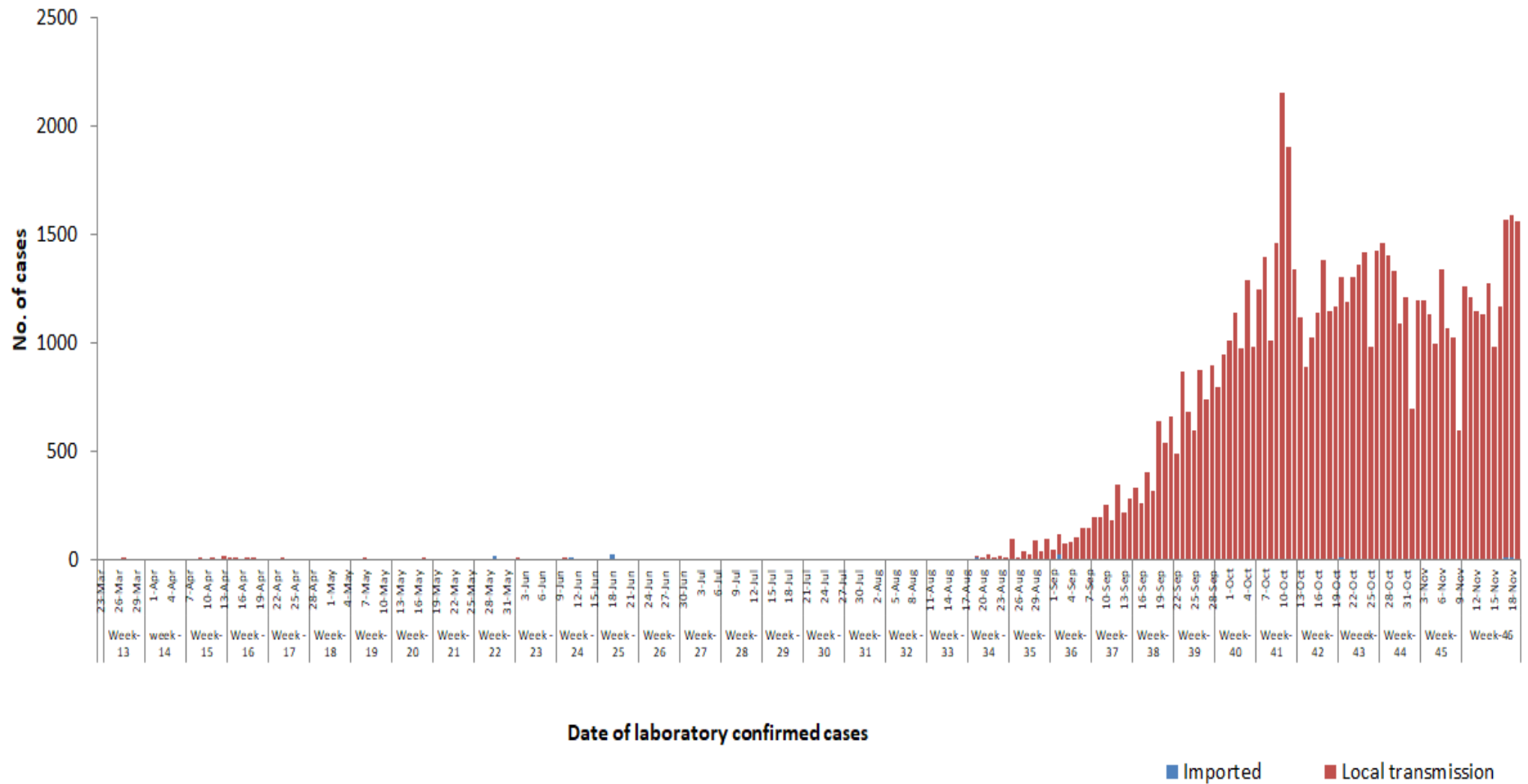
No	State/Region	COVID –19 Confirmed case	New confirmed cases within 24 hours	Deaths
1	Yangon	56,864	998	1,595
2	Bago	4,080	167	6
3	Mandalay	3,899	197	16
4	Rakhine	3,351	28	23
5	Ayeyarwaddy	2,210	42	10
6	Magway	1,181	15	1
7	Mon	960	66	11
8	Sagaing	661	8	1
9	Kayin	497	10	7
10	Naypyitaw	351	6	3
11	Thanintharyi	335	15	-
12	Shan (South)	159	2	1
13	Kachin	155	1	-
14	Chin	93	4	1
15	Shan (North)	60	1	1
16	Shan (East)	16	-	-
17	Kayah	10	-	-
<b>Total</b>		<b>74,882</b>	<b>1,560</b>	<b>1,676</b>

Map showing COVID-19 laboratory confirmed cases

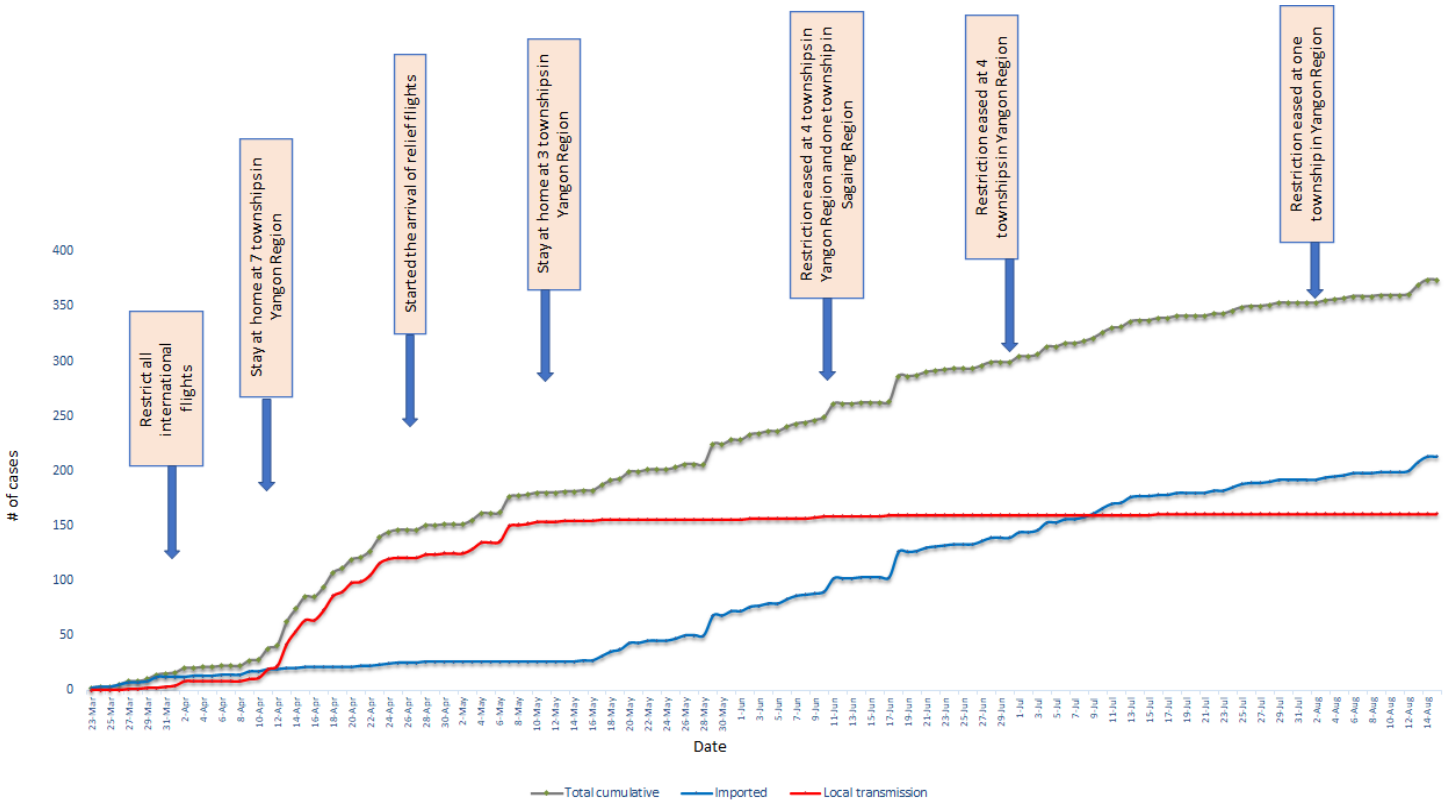


\*No. of new cases by State and Region are counted according to epidemiology situation

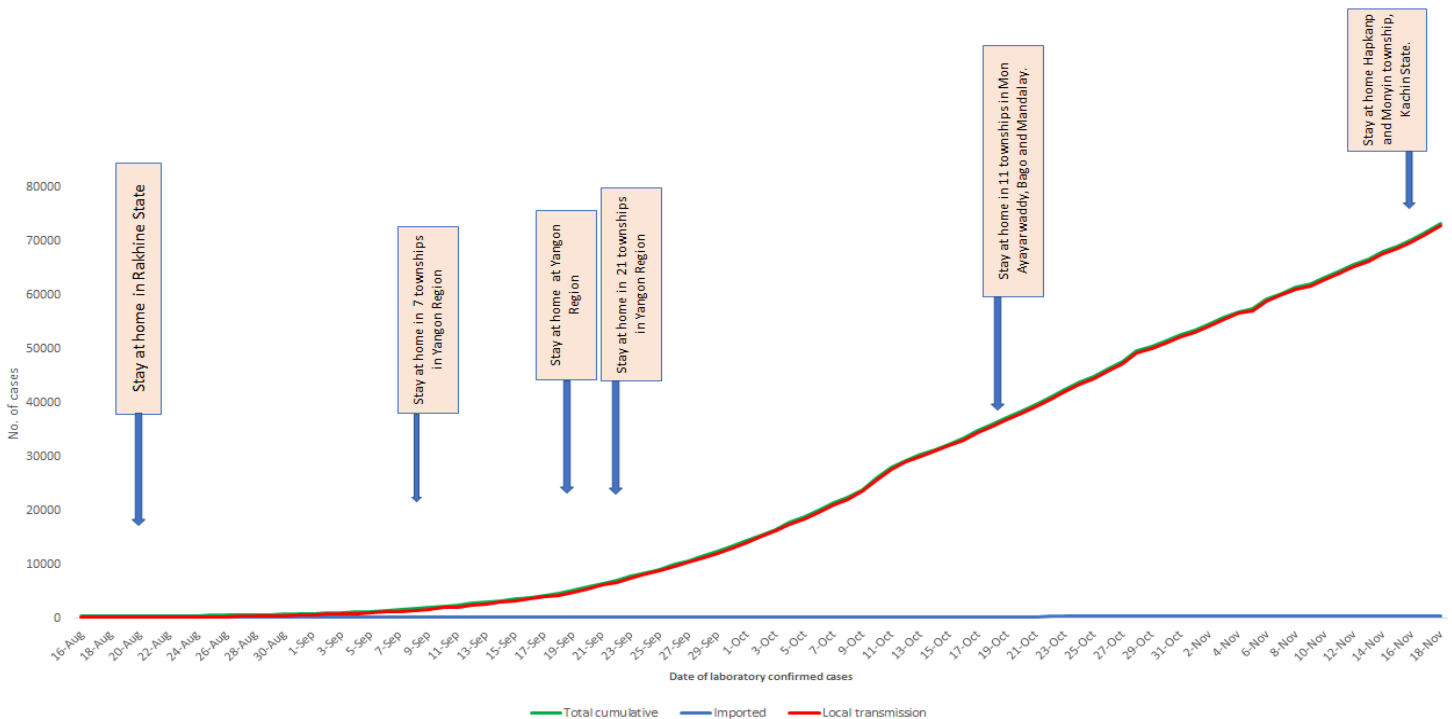
## COVID-19 confirmed cases by types of transmissions (as of 19.11.2020) n=74,882



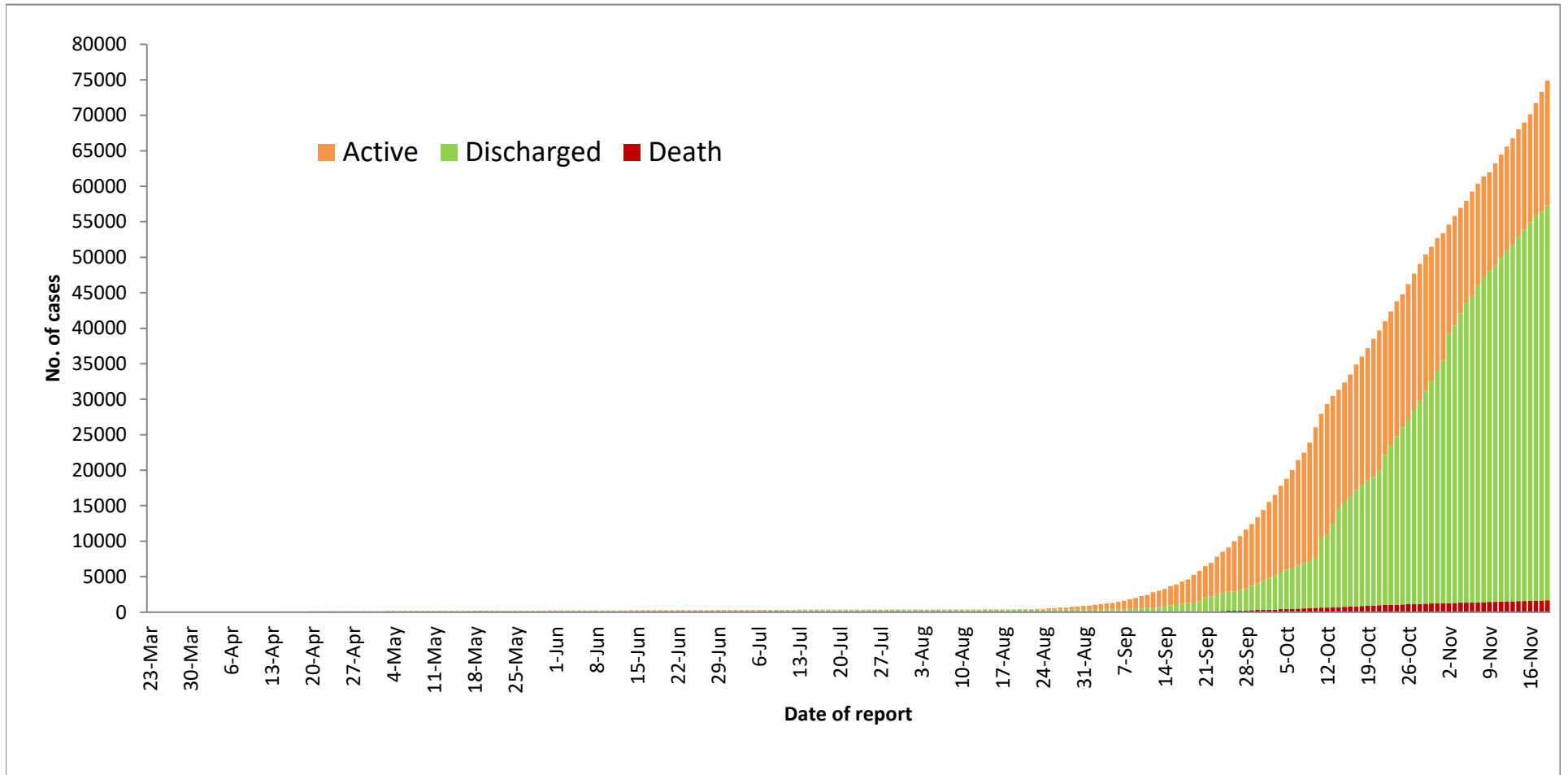
Total cumulative number of cases, imported and local transmission cases by date (23.3.2020- 15.8.2020), n= 374



Total cumulative number of cases, imported and local transmission cases by date (16.8.2020- 19.11.2020)



**Cumulative Number of active confirmed cases, discharged and deaths (23.3.2020 – 19.11.2020), n (cumulative)=74,882**



\* Discharged criteria for COVID-19 patients was changed on 10.10.2020

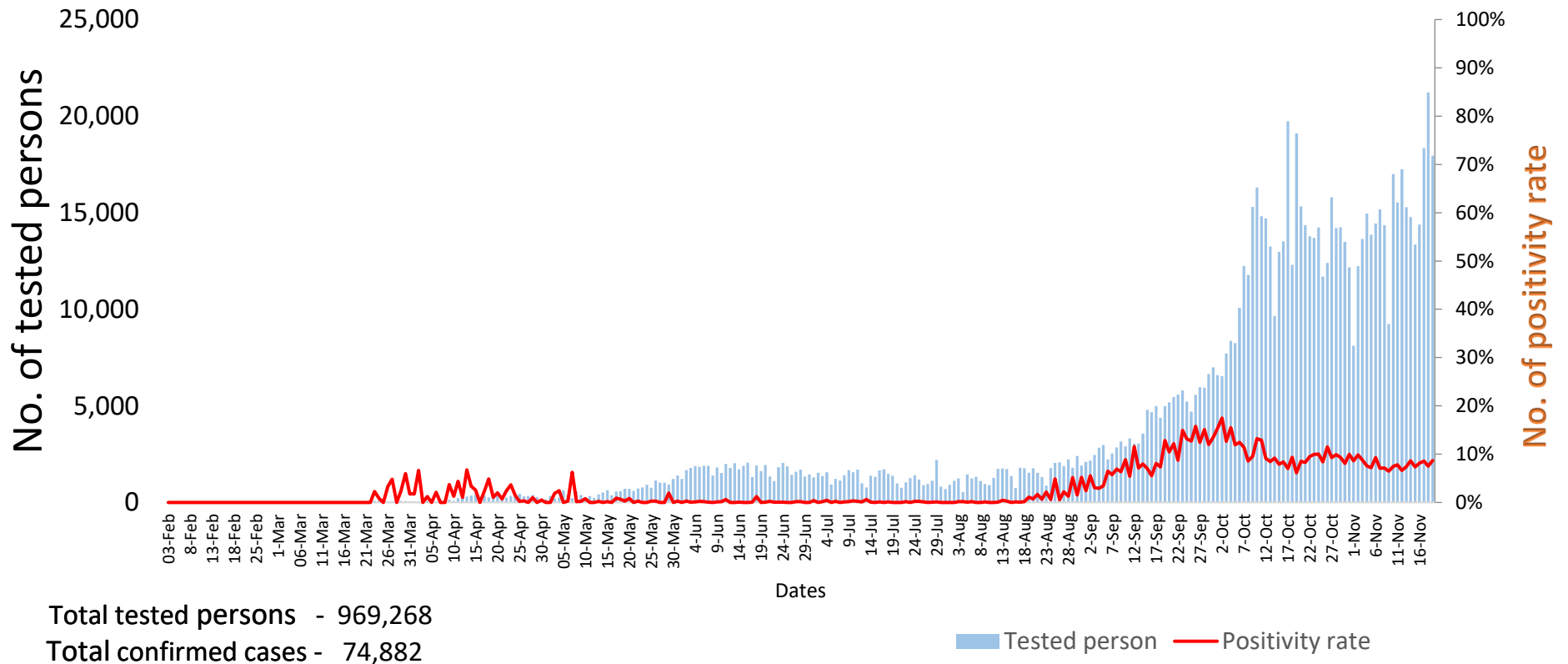
Summary of current situation		
Type	New (18.11.2020-19.11.2020)	Total (on 19.11.2020)
Suspected and Person Under Investigation (PUI)	637	1,538
Hospital Quarantine	28	228
Facility Quarantine	4,268	59,646

Person under Investigation (PUI) by State/Region hospitals (31.1.2020 – 19.11.2020) n= 41,321	No. of Facility Quarantine sites and Quarantined people on 19.11.2020
---	---

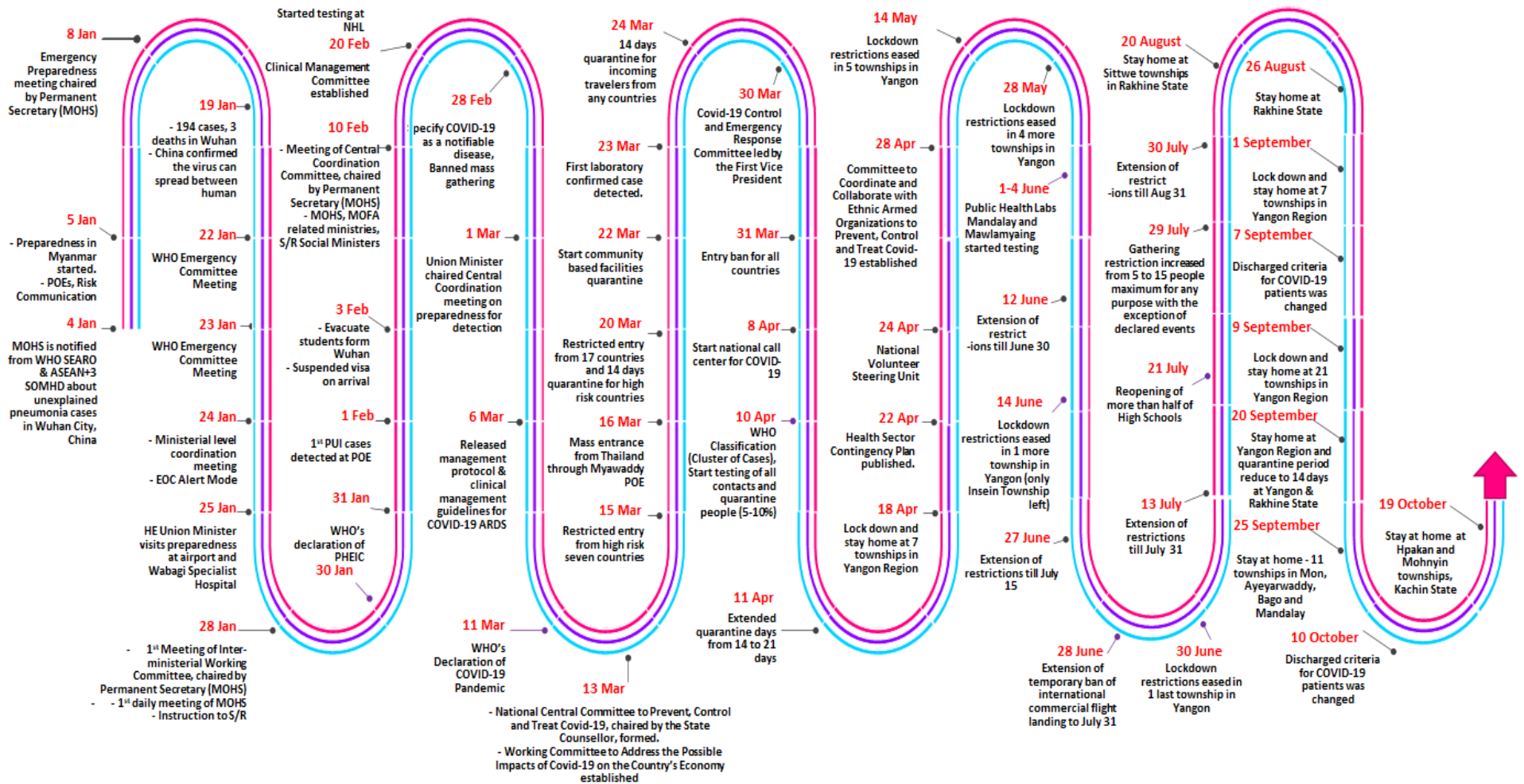
No.	State/Region	PUI	No.	State/Region	No. of facilities	Total no. of quarantine
1	Yangon	28666	1	Ayeyarwaddy	1,477	15,626
2	Mandalay	5268	2	Yangon	316	8,662
3	Mon	1150	3	Bago	1170	7,760
4	Kayin	1009	4	Mandalay	209	4,509
5	Ayeyarwaddy	879	5	Sagaing	868	4,322
6	Magway	771	6	Magway	473	3,363
7	Bago	753	7	Kayin	288	2,359
8	Rakhine	709	8	Rakhine	302	2,104
9	Shan (N)	480	9	Shan South	118	2,100
10	Thanintharyi	450	10	Mon	32	2,091
11	Naypyitaw	252	11	Kachin	196	1,787
12	Sagaing	242	12	Tanintharyi	153	1,548
13	Shan (E)	188	13	Naypyitaw	6	1541
14	Shan (S)	187	14	Shan North	429	820
15	Kachin	128	15	Chin	27	429
16	Kayah	98	16	Kayah	15	331
17	Chin	91	17	Shan East	20	294
<b>Total</b>		41,321	<b>Total</b>		6,099	59,646

\*Facility quarantine rule changed from 21 days to 14 days on 11-9-2020 while 7 days home quarantine rule remain unchanged.

## COVID-19 positivity rate by date (as of 19.11.2020)



# Timeline of Preparedness and Response to COVID-19 in Myanmar (as of 19.11.2020)



Hotline Number — 0673 420 268

Data source - CEU, DMS, NHL, PHL (MDY and MLM), DMR, DSGH, State and Region Health Departments