



Ministry of Health and Sports (Myanmar)

Department of Public Health

Central Epidemiology Unit

(7 December 2020)

Situation Report -244

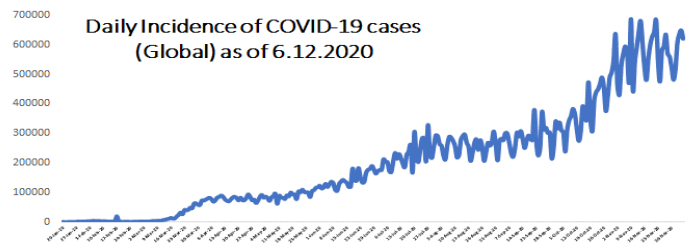
Coronavirus Disease 2019 (COVID-19)

WHO Coronavirus Disease (COVID-19) Dashboard data as of 2:48 PM CEST 6 December 2020

Confirmed cases
65,700,030

Deaths
1,523,583

Case Fatality Rate
2.3%



Myanmar Situation

Data as reported by States and Regions by 6 December 2020

Total Tested-1,288,365

99,155

Confirmed Cases

77,636

Discharged

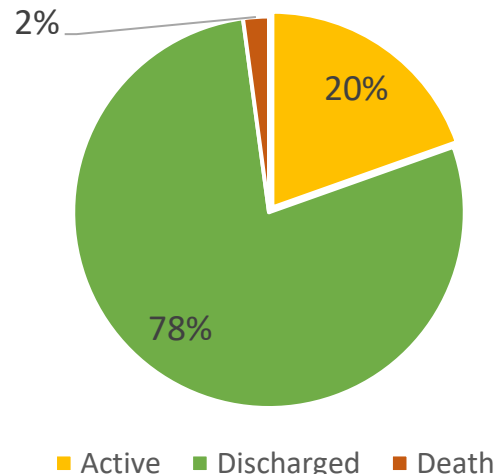
1,189,210

Negative

2,110

Death

Current Situation of Confirmed cases (23.3.2020-6.12.2020), n=99,155



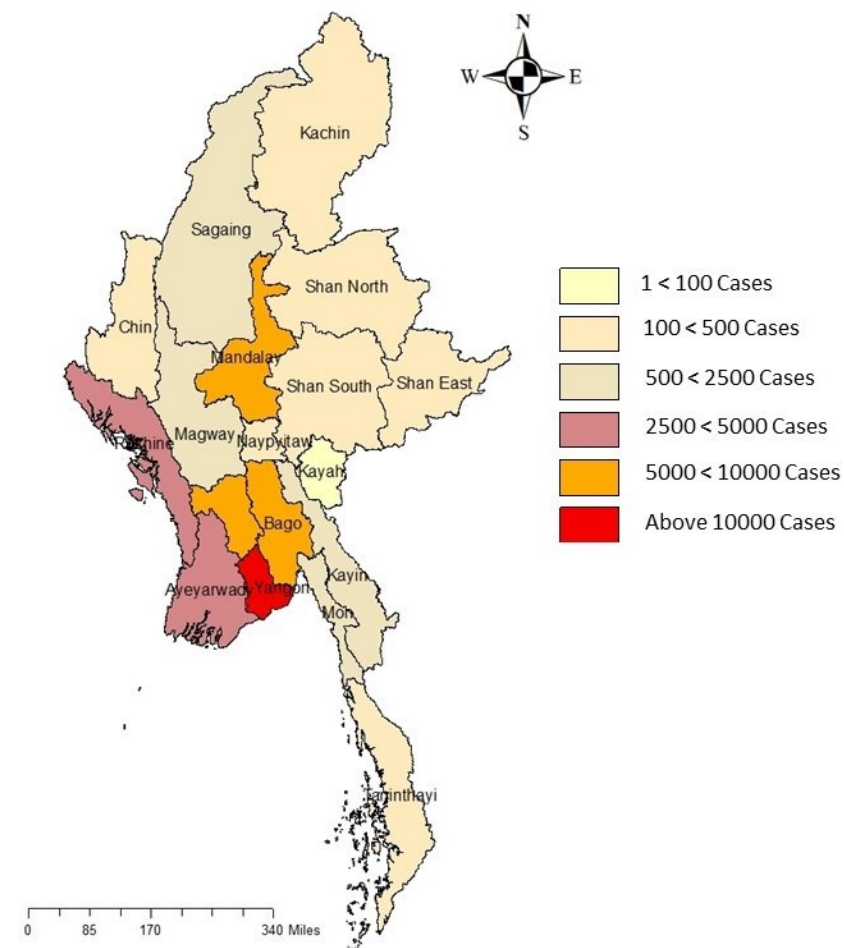
COVID-19 confirmed cases by two phases (23.3.2020 – 6-12-2020), n=99,155

Date	Local transmission		Imported		Total cases	Total Death
	No. of cases	Death	No. of case	Death		
(23.3.2020-15.8.2020)	161	5	213	1	374	6
(16.8.2020-6.12.2020)	98506	2104	275	-	98781	2104
Total	98667	2109	488	1	99155	2110

COVID-19 confirmed cases and death by State/Region (23.3.2020 – 6-12-2020), n=99,155

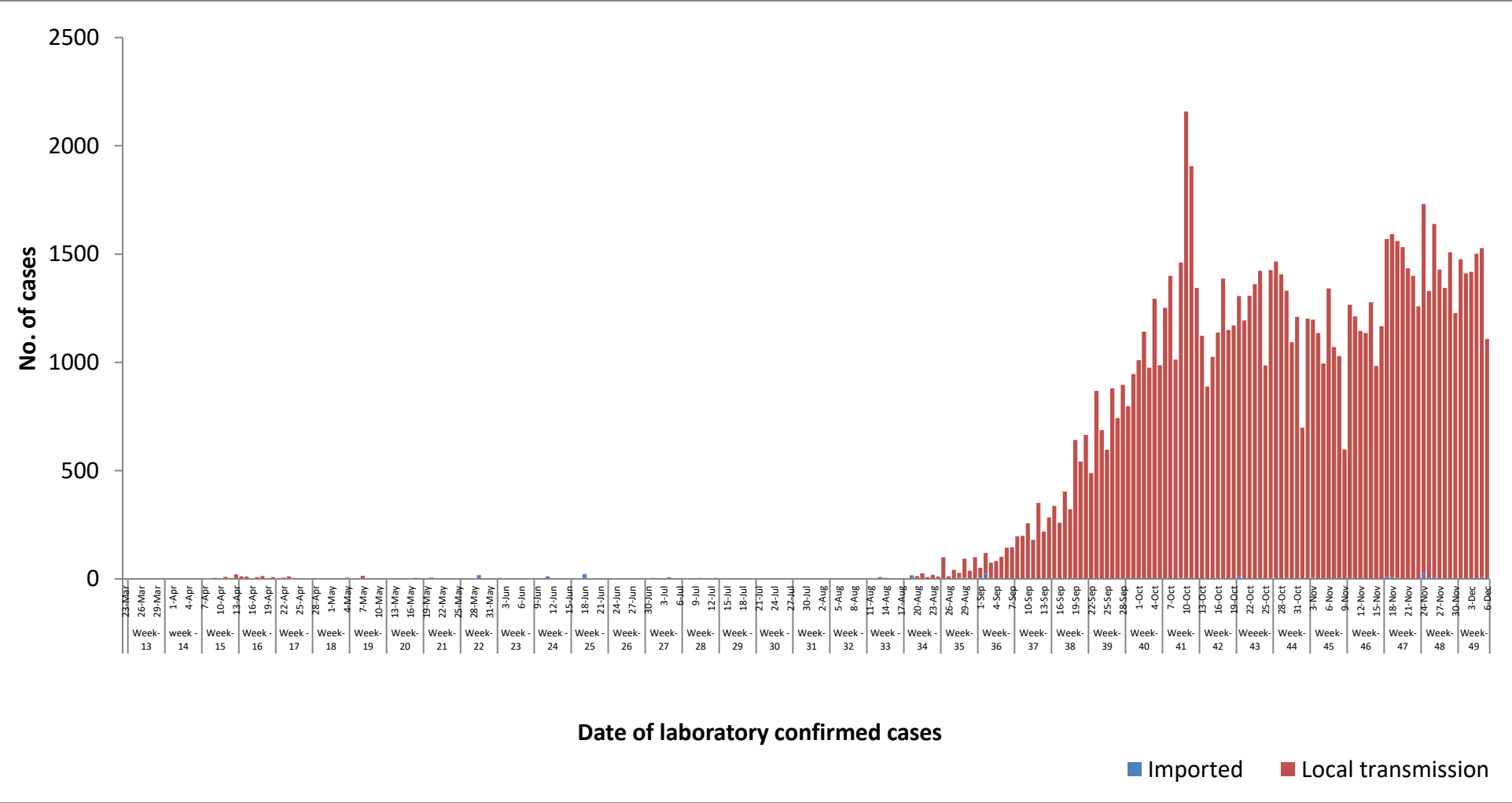
No	State/Region	COVID –19 Confirmed case	New confirmed cases within 24 hours	Deaths
1	Yangon	71,501	595	1,961
2	Mandalay	7,477	183	62
3	Bago	5,862	81	11
4	Rakhine	3,855	12	25
5	Ayeyarwaddy	3,389	96	18
6	Magway	1,711	10	1
7	Mon	1,634	27	12
8	Sagaing	1,092	30	3
9	Kayin	752	31	11
10	Thanintharyi	467	3	-
11	Naypyitaw	464	15	3
12	Shan (South)	310	2	1
13	Kachin	282	10	-
14	Chin	132	2	1
15	Shan (North)	103	2	1
16	Shan (East)	101	8	-
17	Kayah	23	1	-
Total		99,155	1,108	2,110

Map showing COVID-19 laboratory confirmed cases

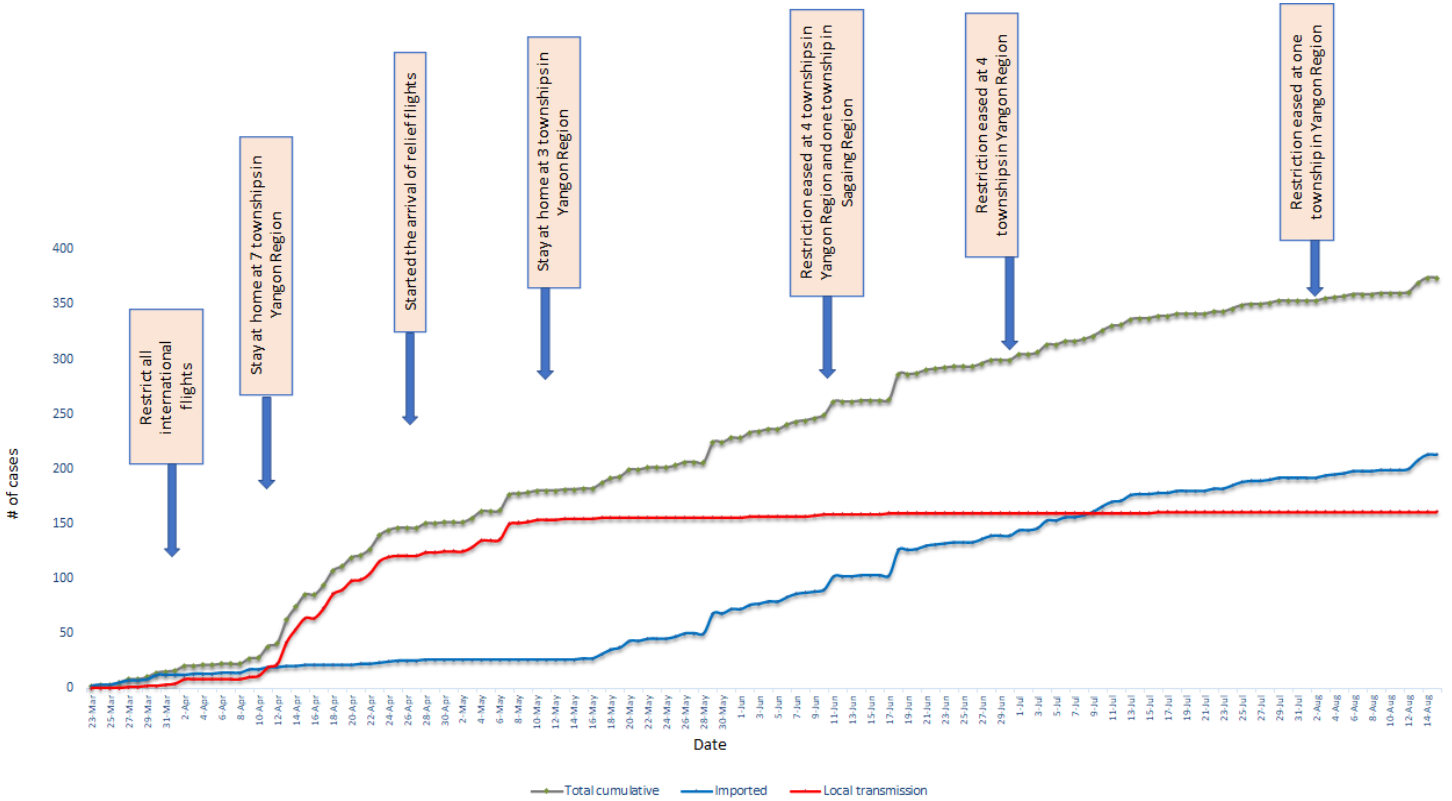


*No. of new cases by State and Region are counted according to epidemiology situation

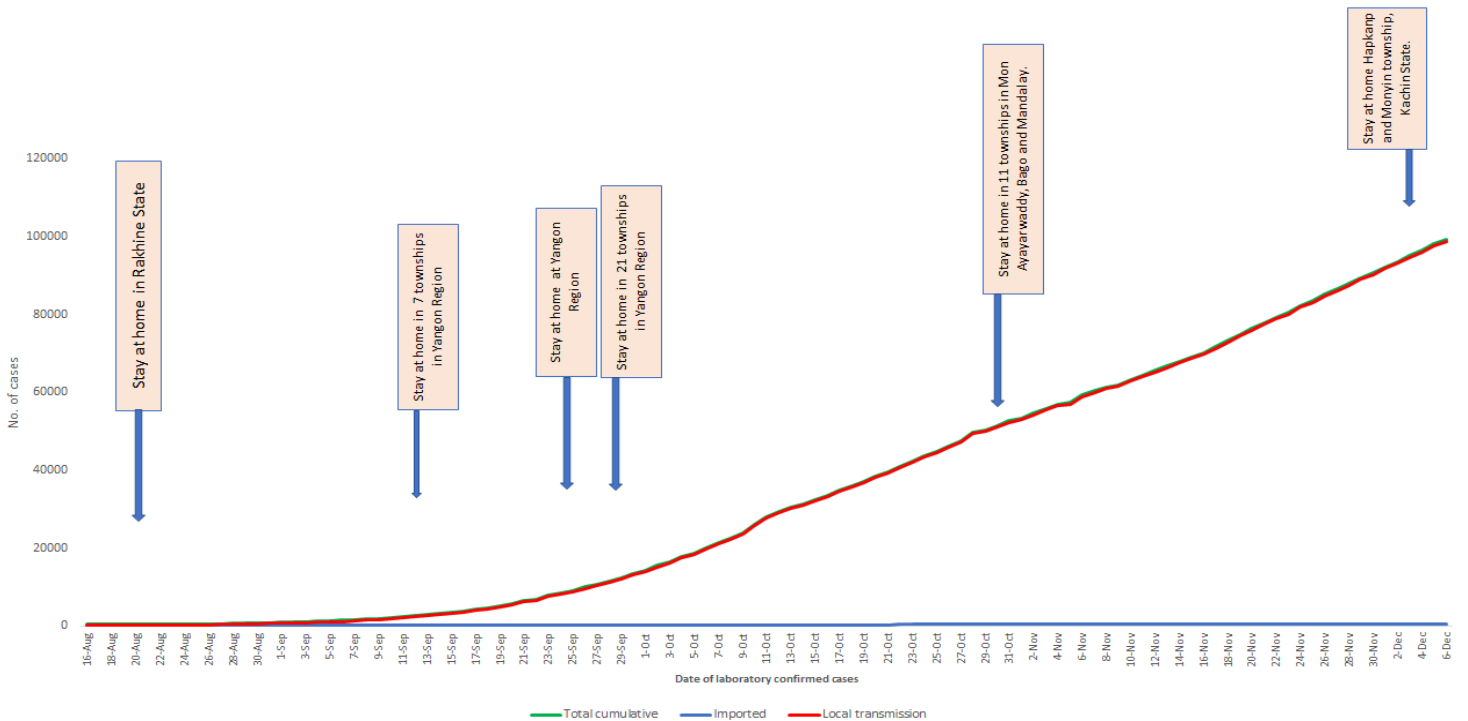
COVID-19 confirmed cases by types of transmissions (as of 6.12.2020) n=99,155



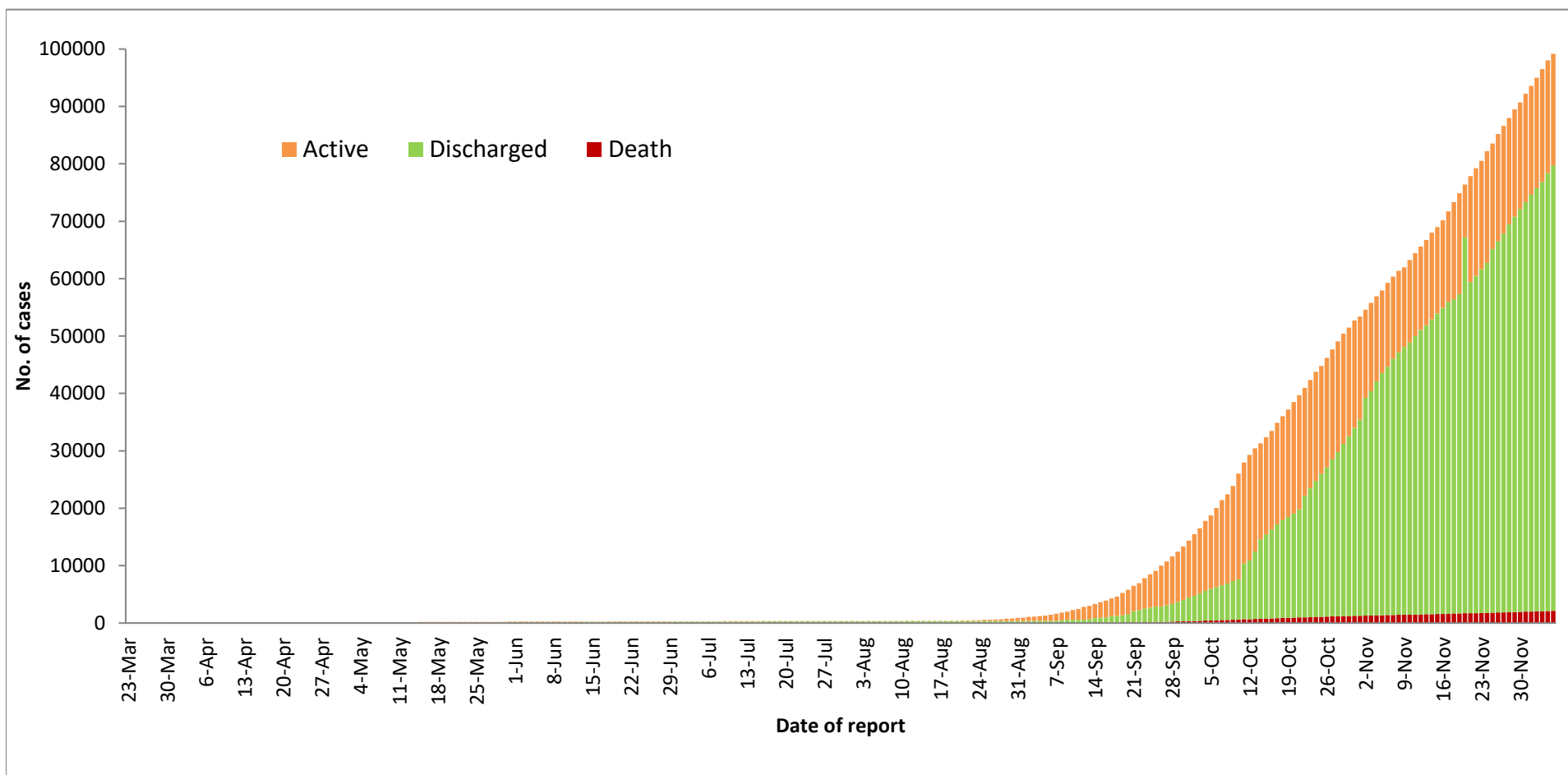
Total cumulative number of cases, imported and local transmission cases by date (23.3.2020- 15.8.2020), n= 374



Total cumulative number of cases, imported and local transmission cases by date (16.8.2020- 6.12.2020)



Cumulative Number of active confirmed cases, discharged and deaths (23.3.2020 – 6.12.2020), n (cumulative)=99,155



* Discharged criteria for COVID-19 patients was changed on 10.10.2020

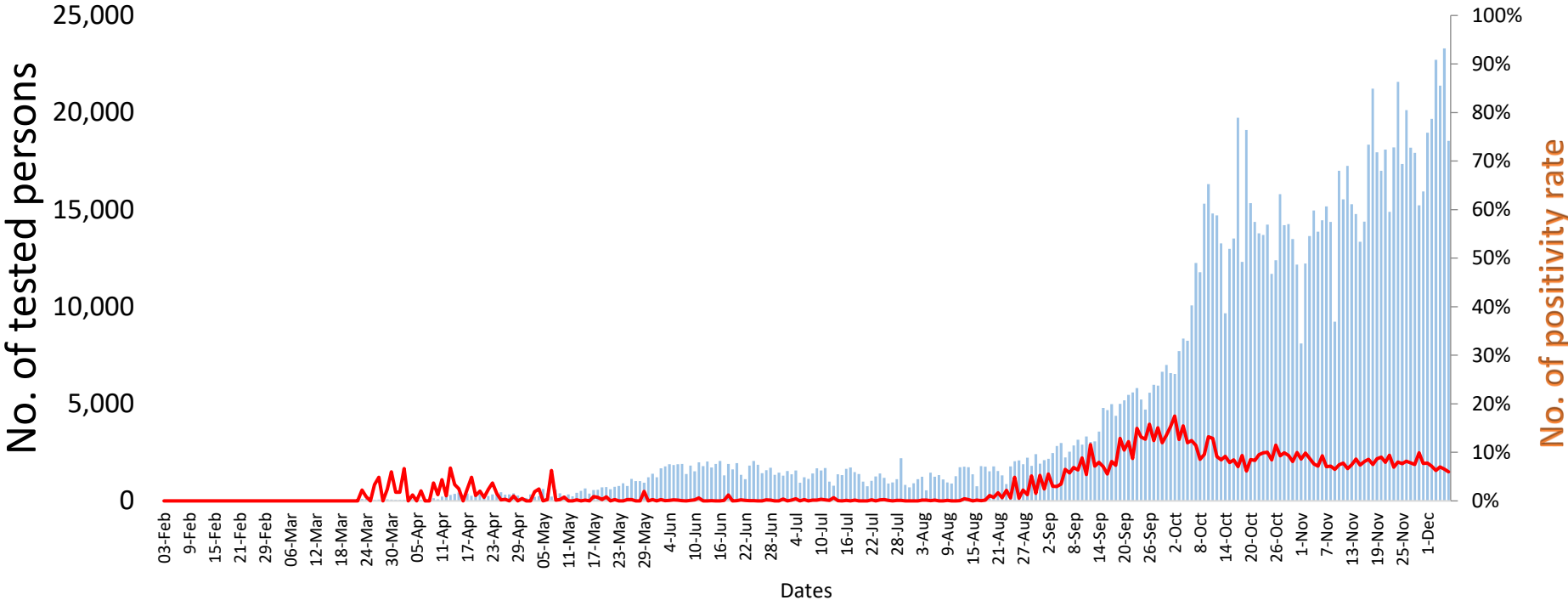
Summary of current situation		
Type	New (5.12.2020-6.12.2020)	Total (on 6.12.2020)
Suspected and Person Under Investigation (PUI)	469	1,552
Hospital Quarantine	21	239
Facility Quarantine	6,971	54,372

Person under Investigation (PUI) by State/Region hospitals (31.1.2020 – 6.12.2020) n= 50,627	No. of Facility Quarantine sites and Quarantined people on 6.12.2020
--	--

No.	State/Region	PUI	No.	State/Region	No. of facilities	Total no. of quarantine
1	Yangon	35150	1	Ayeyarwaddy	1,423	9233
2	Mandalay	6655	2	Yangon	262	7885
3	Mon	1297	3	Bago	1056	6266
4	Ayeyarwaddy	1202	4	Sagaing	948	5120
5	Kayin	1158	5	Mandalay	273	4923
6	Bago	1124	6	Magway	535	3076
7	Magway	878	7	Kayin	352	2502
8	Rakhine	757	8	Shan South	118	2450
9	Thanintharyi	564	9	Rakhine	310	2306
10	Shan (N)	521	10	Mon	34	1904
11	Naypyitaw	285	11	Kachin	208	1816
12	Sagaing	279	12	Tanintharyi	153	1685
13	Shan (E)	205	13	Naypyitaw	9	1575
14	Shan (S)	200	14	Shan North	450	1415
15	Kachin	152	15	Shan East	20	1109
16	Chin	101	16	Kayah	19	672
17	Kayah	99	17	Chin	32	435
Total		50,627	Total		6,202	54,372

*Facility quarantine rule changed from 21 days to 14 days on 11-9-2020 while 7 days home quarantine rule remain unchanged.

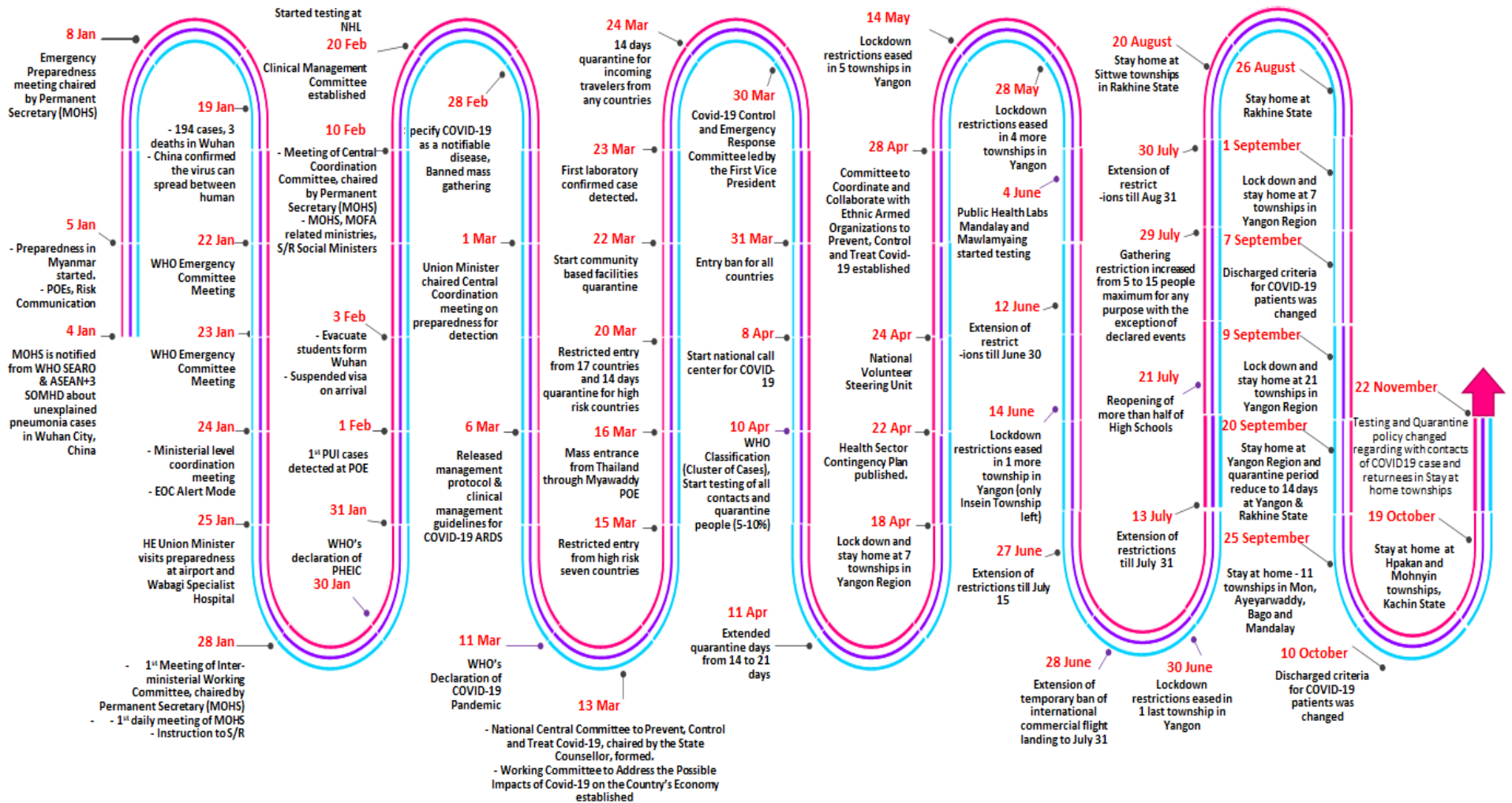
COVID-19 positivity rate by date (as of 6.12.2020)



Total tested persons - 1,288,365
Total confirmed cases - 99,155

Tested person Positivity rate

Timeline of Preparedness and Response to COVID-19 in Myanmar (as of 6.12.2020)



Hotline Number — 0673 420 268

Data source - CEU, DMS, NHL, PHL (MDY and MLM), DMR, DSGH, State and Region Health Departments