



Ministry of Health and Sports (Myanmar)

Department of Public Health

Central Epidemiology Unit

(12 October 2020)

Situation Report -188

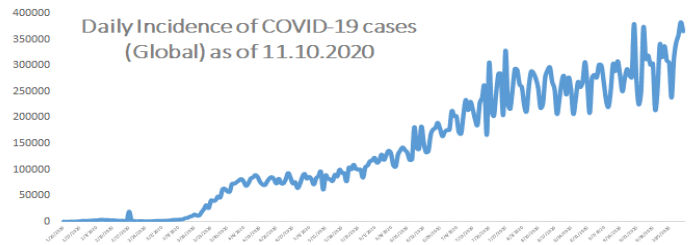
Coronavirus Disease 2019 (COVID-19)

WHO Coronavirus Disease (COVID-19) Dashboard data as of 2:45 PM CEST 11 October 2020

Confirmed cases
37,109,851

Deaths
1,070,355

Case Fatality Rate
2.9%



Myanmar Situation

Data as reported by States and Regions by 11 October 2020

Total Tested-371,889

27,970

Confirmed Cases

9,742

Discharged

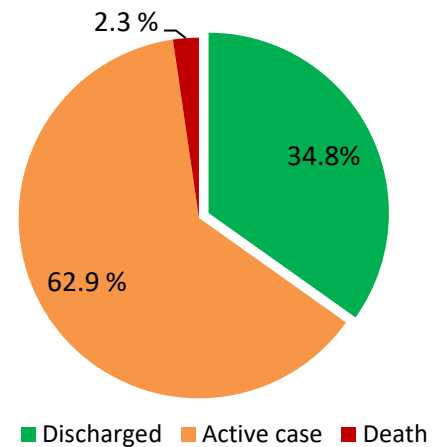
343,919

Negative

646

Death

Current Situation of Confirmed cases
(23.3.2020- 11.10.2020), n=27970



COVID-19 confirmed cases by two phases (23.3.2020 – 11-10-2020),

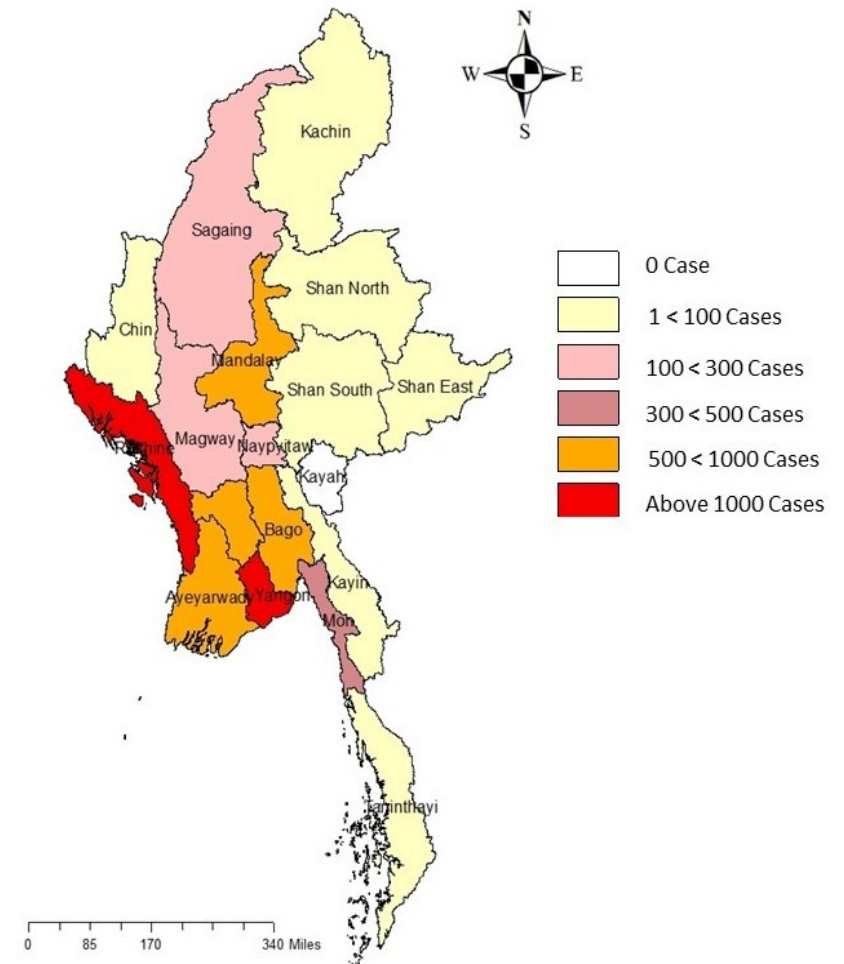
Date	Local transmission		Imported		Total cases	Total Death
	No. of cases	Death	No. of case	Death		
(23.3.2020-15.8.2020)	161	5	213	1	374	6
(16.8.2020-11.10.2020)	27477	640	119	-	27596	640
Total	27638	645	332	1	27970	646

COVID-19 confirmed cases and death by State/Region (23.3.2020 – 11-10-2020), n=27970

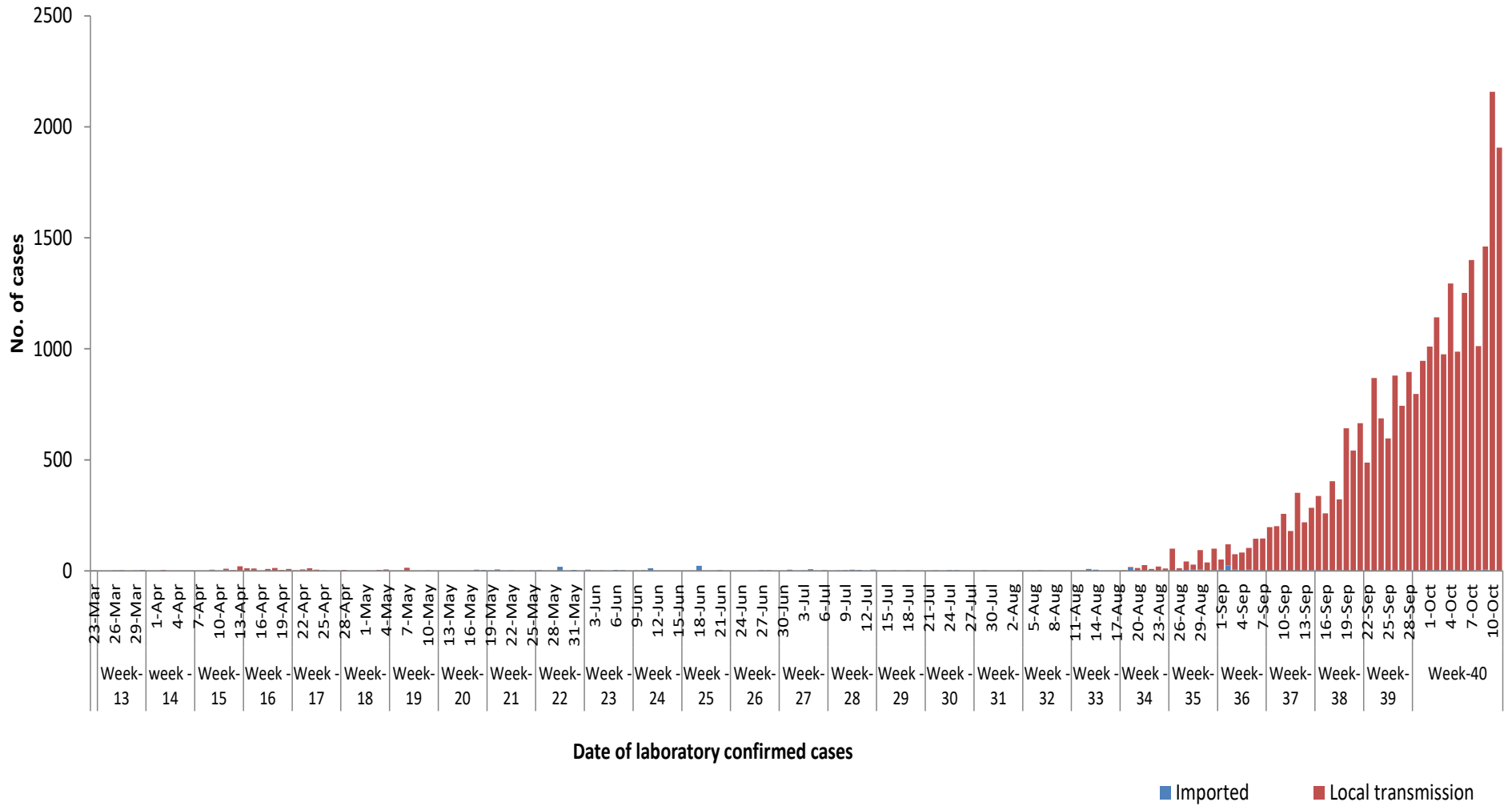
No	State/Region	COVID –19 Confirmed case	New confirmed cases within 24 hours	Deaths
1	Yangon	22390	1448	618
2	Rakhine	2156	238	8
3	Bago	817	50	3
4	Mandalay	721	42	2
5	Ayeyarwaddy	532	32	1
6	Mon	399	12	7
7	Sagaing	213	35	-
8	Naypyitaw	210	2	3
9	Magway	173	22	1
10	Thanintharyi	94	1	1
11	Kayin	83	21	1
12	Kachin	71	-	-
13	Shan (South)	50	2	1
14	Chin	48	-	-
15	Shan (North)	7	1	-
16	Shan (East)	6	-	-
17	Kayah	-	-	-
Total		27970	1906	646

*No. of new cases by State and Region are counted according to epidemiology situation

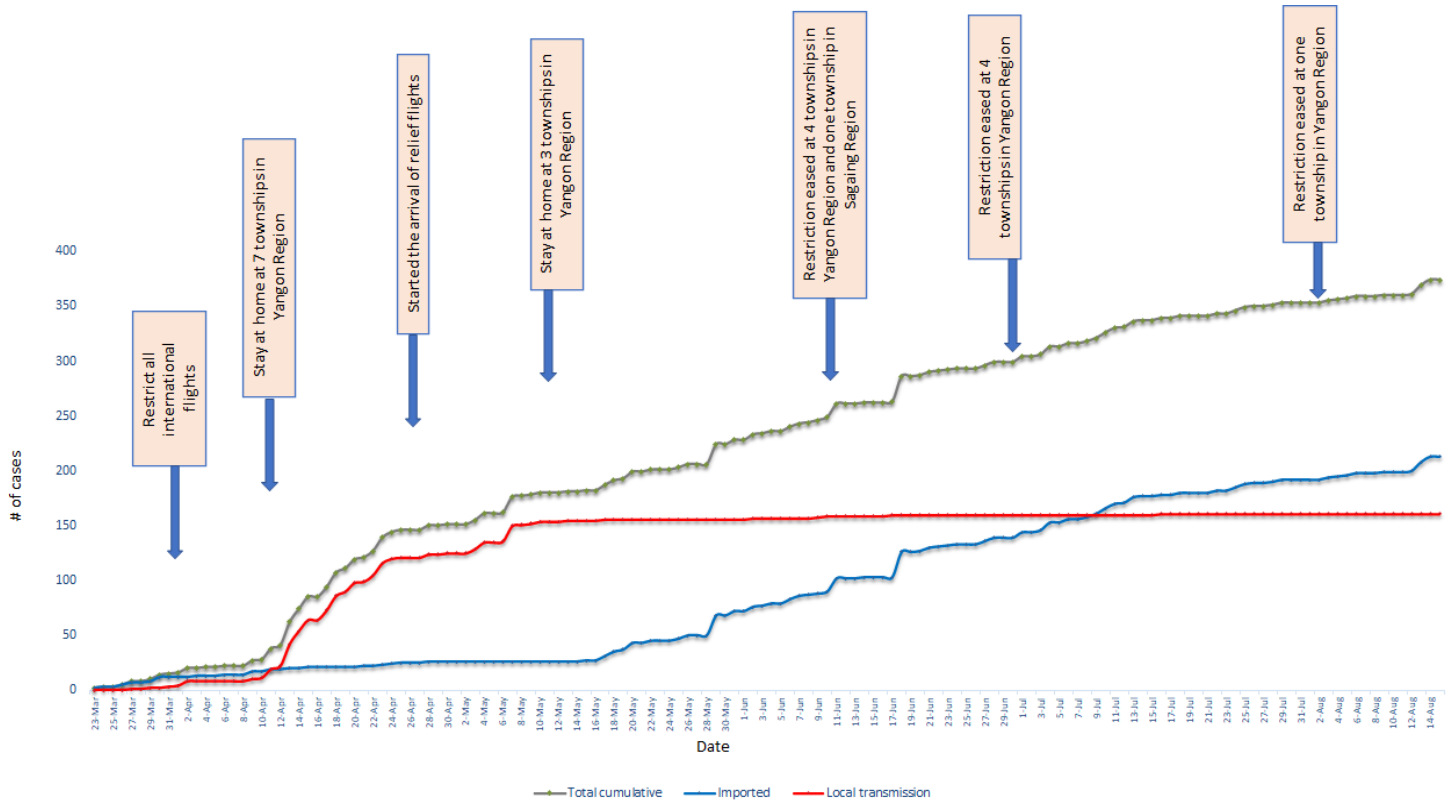
Map showing COVID-19 laboratory confirmed cases



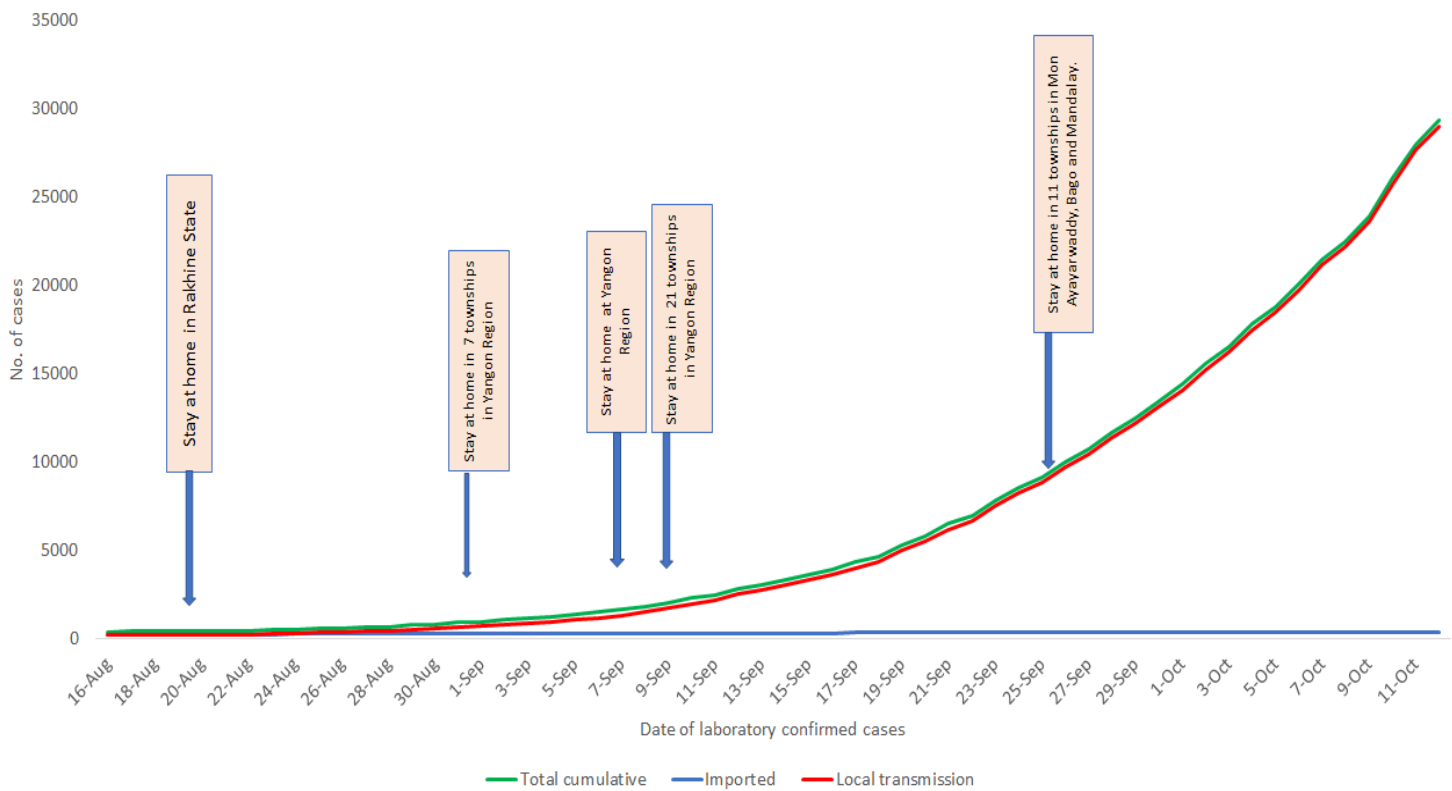
COVID-19 confirmed cases by types of transmissions (as of 11.10.2020) n=27,970



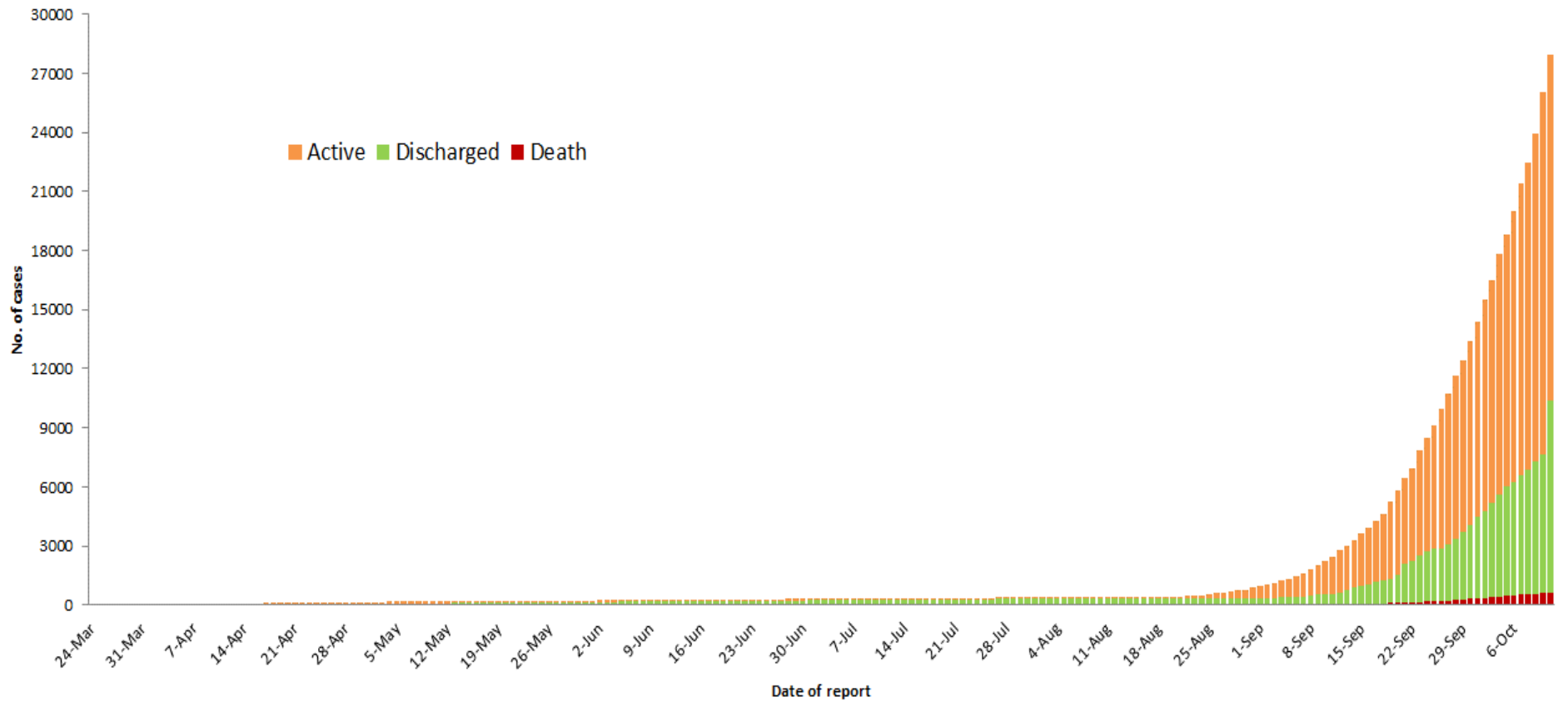
Total cumulative number of cases, imported and local transmission cases by date (23.3.2020- 15.8.2020), n= 374



Total cumulative number of cases, imported and local transmission cases by date (16.8.2020- 11.10.2020)



Cumulative Number of active confirmed cases, discharged and deaths (23.3.2020 – 11.10.2020), n (cumulative)=27,970



* Discharged criteria for COVID-19 patients was changed on 10.10.2020

Summary of current situation

Type	New (10.10.2020-11.10.2020)	Total (on 11.10.2020)
Suspected and Person Under Investigation (PUI)	510	2,045
Hospital Quarantine	42	457
Facility Quarantine	2,691	46,973

Person under Investigation (PUI) by State/Region hospitals (31.1.2020 – 11.10.2020) n= 21,800

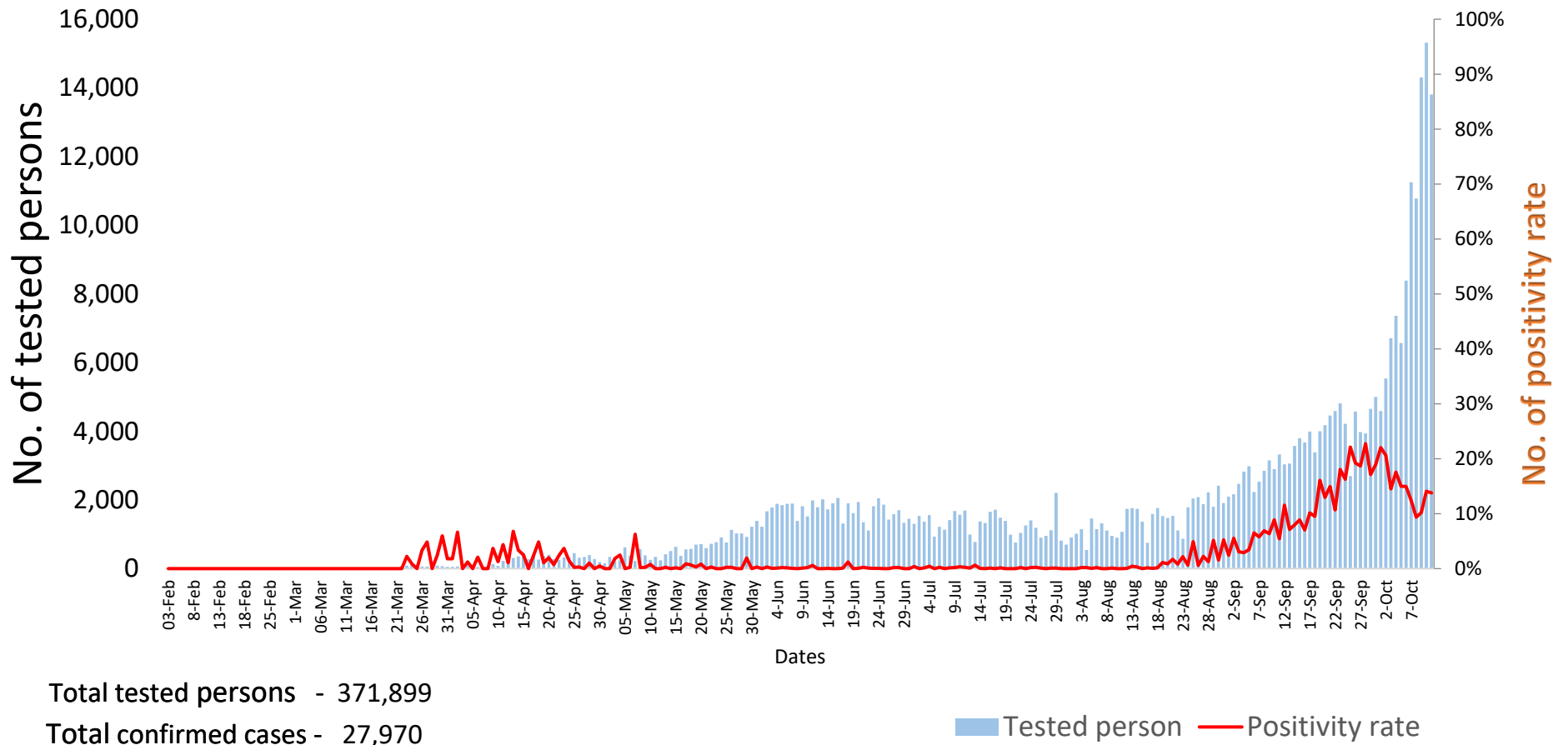
No.	State/Region	PUI
1	Yangon	13641
2	Mandalay	2795
3	Mon	771
4	Kayin	502
5	Rakhine	447
6	Magway	447
7	Ayeyarwaddy	385
8	Bago	383
9	Shan (N)	364
10	Thanintharyi	163
11	Sagaing	155
12	Shan (S)	154
13	Shan (E)	151
14	Naypyitaw	128
15	Kachin	96
16	Kayah	87
17	Chin	57
Total		21,800

No. of Facility Quarantine sites and Quarantined people on 11.10.2020

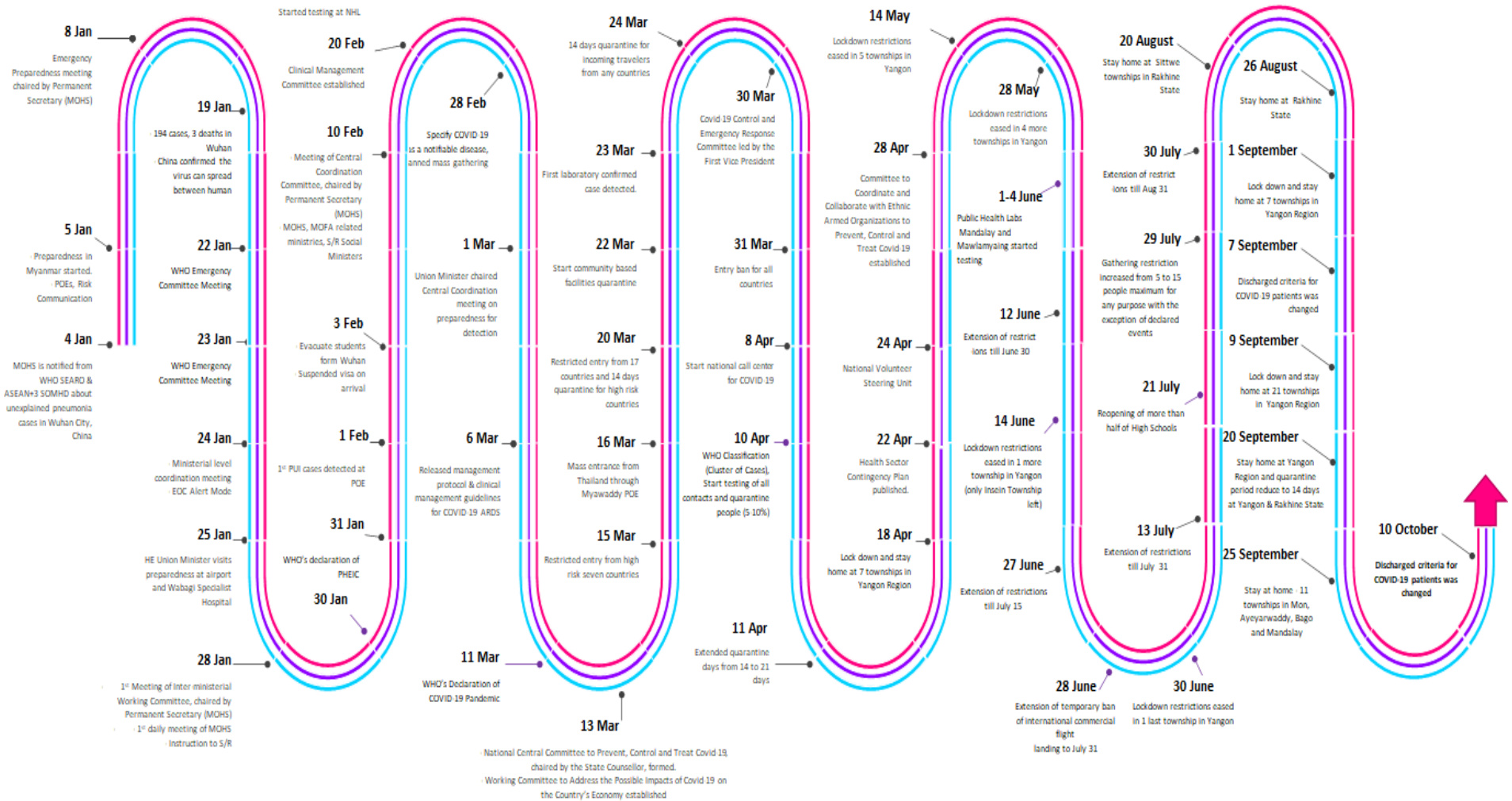
No.	State/Region	No. of facilities	Total no. of quarantine
1	Bago	1,021	7,495
2	Ayeyarwaddy	867	6,111
3	Yangon	88	5,065
4	Sagaing	670	4,340
5	Magway	633	4,033
6	Kachin	325	3,600
7	Mandalay	434	3,137
8	Mon	60	1,774
9	Kayin	252	1,742
10	Rakhine	281	1,634
11	Shan South	143	1,597
12	Tanintharyi	153	1,303
13	Shan North	419	1,163
14	Naypyitaw	12	916
15	Chin	28	370
16	Shan East	19	368
17	Kayah	12	284
Total		5,417	44,932

*Facility quarantine rule changed from 21 days to 14 days on 11-9-2020 while 7 days home quarantine rule remain unchanged.

COVID-19 positivity rate by date (as of 11.10.2020)



Timeline of Preparedness and Response to COVID-19 in Myanmar (as of 11.10.2020)



Hotline Number— 0673 420 268

Data source - CEU, DMS, NHL, PHL (MDY and MLM), DMR, DSGH, State and Region Health Departments