



# Ministry of Health and Sports (Myanmar)

## Department of Public Health

### Central Epidemiology Unit

(27 November 2020)

Situation Report -234

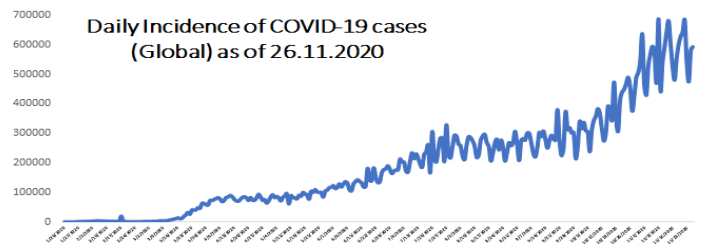
## Coronavirus Disease 2019 (COVID-19)

WHO Coronavirus Disease (COVID-19) Dashboard data as of 5:13 PM CEST 26 November 2020

**Confirmed cases**  
**60,074,269**

**Deaths**  
**1,416,040**

**Case Fatality Rate**  
**2.4%**



### Myanmar Situation

Data as reported by States and Regions by 26 November 2020

Total Tested-1,096,500

**85,205**

Confirmed Cases

**64,645**

Discharged

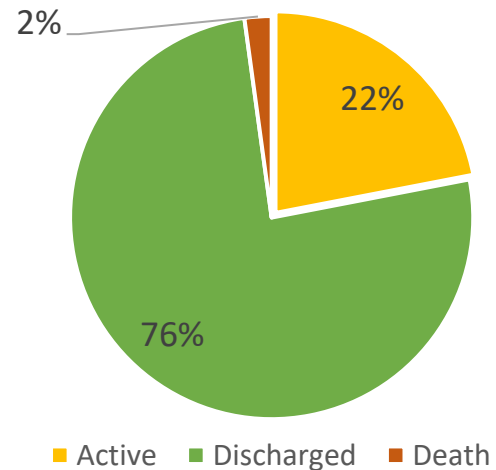
**1,011,295**

Negative

**1,846**

Death

Current Situation of Confirmed cases (23.3.2020-26.11.2020), n=85,205



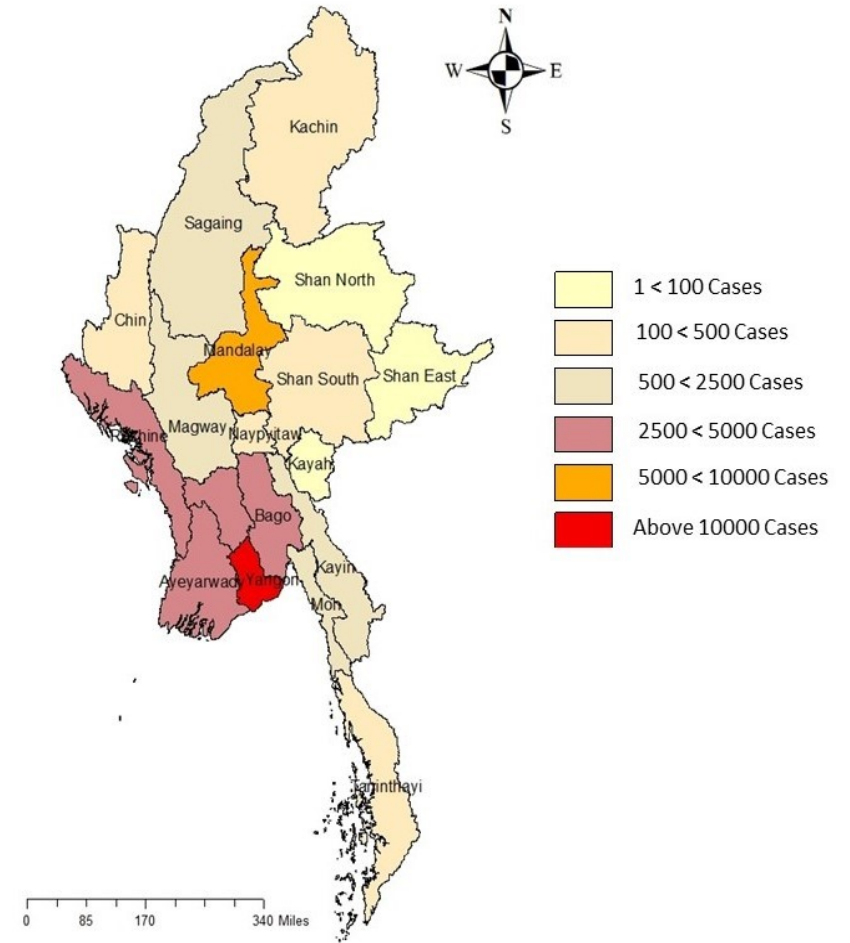
COVID-19 confirmed cases by two phases (23.3.2020 – 26-11-2020), n=85,205

| Date                   | Local transmission |             | Imported    |          | Total cases  | Total Death |
|------------------------|--------------------|-------------|-------------|----------|--------------|-------------|
|                        | No. of cases       | Death       | No. of case | Death    |              |             |
| (23.3.2020-15.8.2020)  | 161                | 5           | 213         | 1        | 374          | 6           |
| (16.8.2020-26.11.2020) | 84581              | 1840        | 250         | -        | 84831        | 1840        |
| <b>Total</b>           | <b>84742</b>       | <b>1845</b> | <b>463</b>  | <b>1</b> | <b>85205</b> | <b>1846</b> |

COVID-19 confirmed cases and death by State/Region (23.3.2020 – 26-11-2020), n=85,205

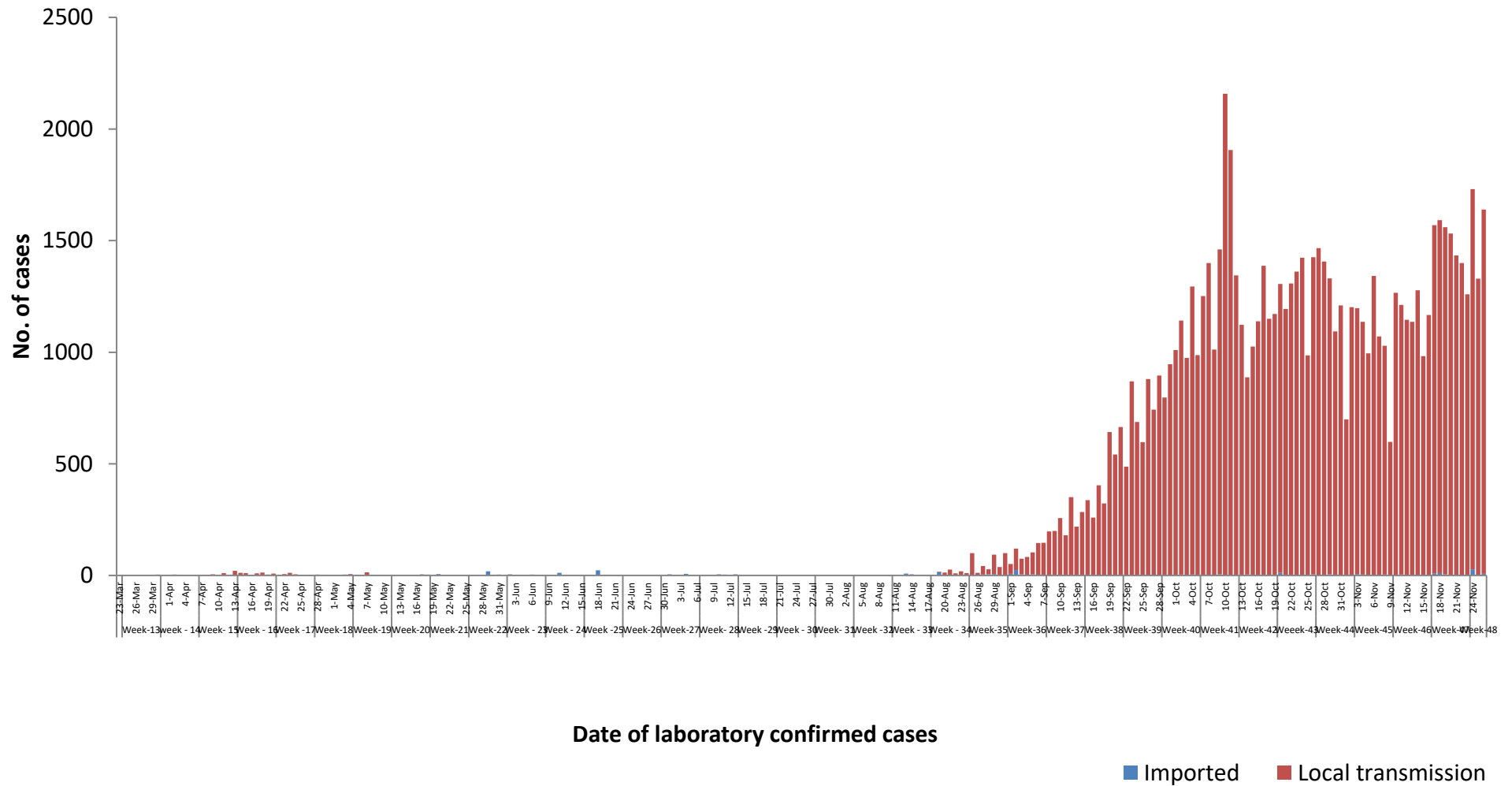
| No           | State/Region | COVID –19 Confirmed case | New confirmed cases within 24 hours | Deaths       |
|--------------|--------------|--------------------------|-------------------------------------|--------------|
| 1            | Yangon       | 63,458                   | 1,001                               | 1,744        |
| 2            | Mandalay     | 5,228                    | 270                                 | 28           |
| 3            | Bago         | 4,846                    | 144                                 | 8            |
| 4            | Rakhine      | 3,576                    | 19                                  | 24           |
| 5            | Ayeyarwaddy  | 2,695                    | 54                                  | 14           |
| 6            | Magway       | 1,426                    | 15                                  | 1            |
| 7            | Mon          | 1,228                    | 14                                  | 11           |
| 8            | Sagaing      | 787                      | 32                                  | 2            |
| 9            | Kayin        | 594                      | 41                                  | 8            |
| 10           | Naypyitaw    | 387                      | 15                                  | 3            |
| 11           | Thanintharyi | 371                      | 3                                   | -            |
| 12           | Shan (South) | 209                      | 9                                   | 1            |
| 13           | Kachin       | 187                      | 12                                  | -            |
| 14           | Chin         | 104                      | 3                                   | 1            |
| 15           | Shan (North) | 77                       | 5                                   | 1            |
| 16           | Shan (East)  | 17                       | -                                   | -            |
| 17           | Kayah        | 15                       | 2                                   | -            |
| <b>Total</b> |              | <b>85,205</b>            | <b>1,639</b>                        | <b>1,846</b> |

Map showing COVID-19 laboratory confirmed cases

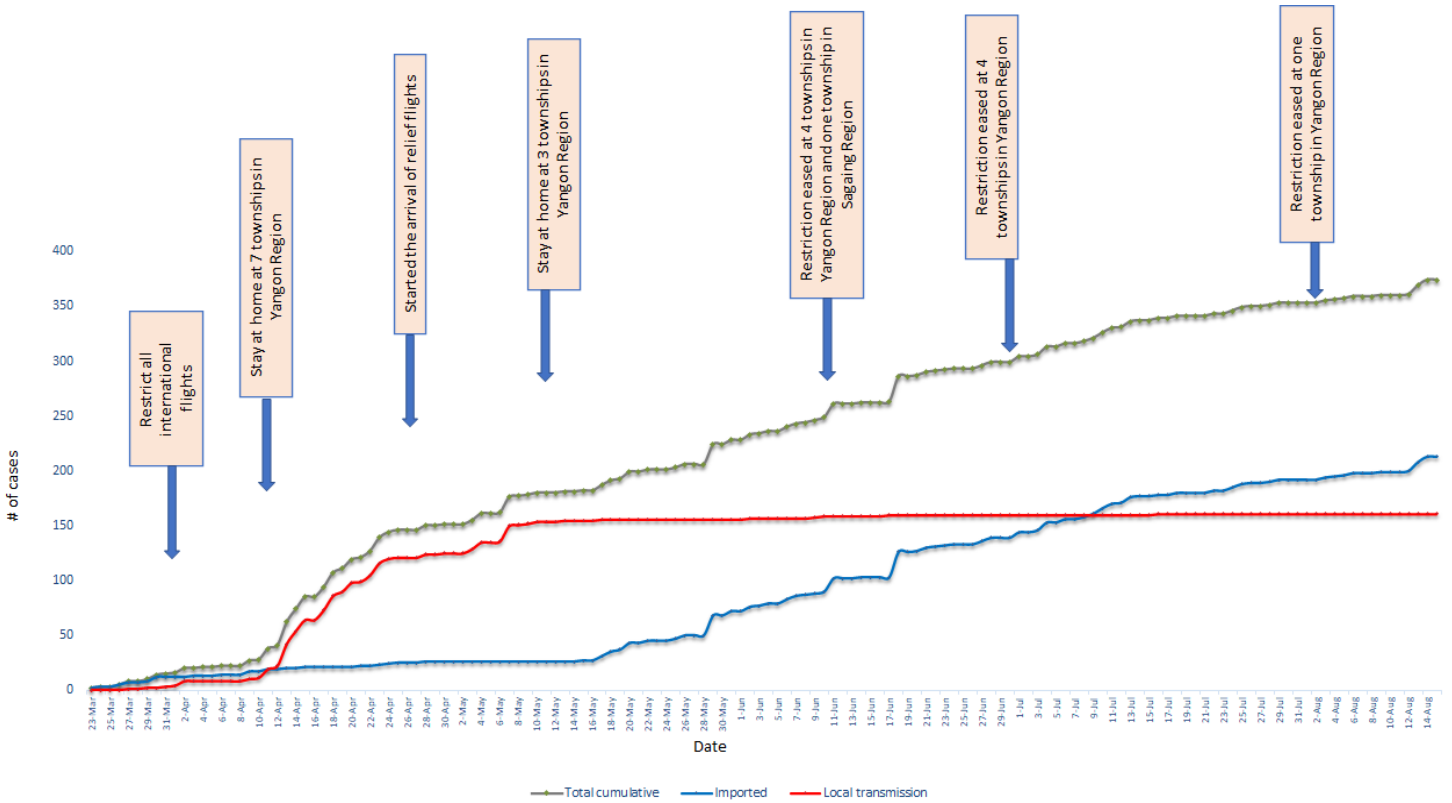


\*No. of new cases by State and Region are counted according to epidemiology situation

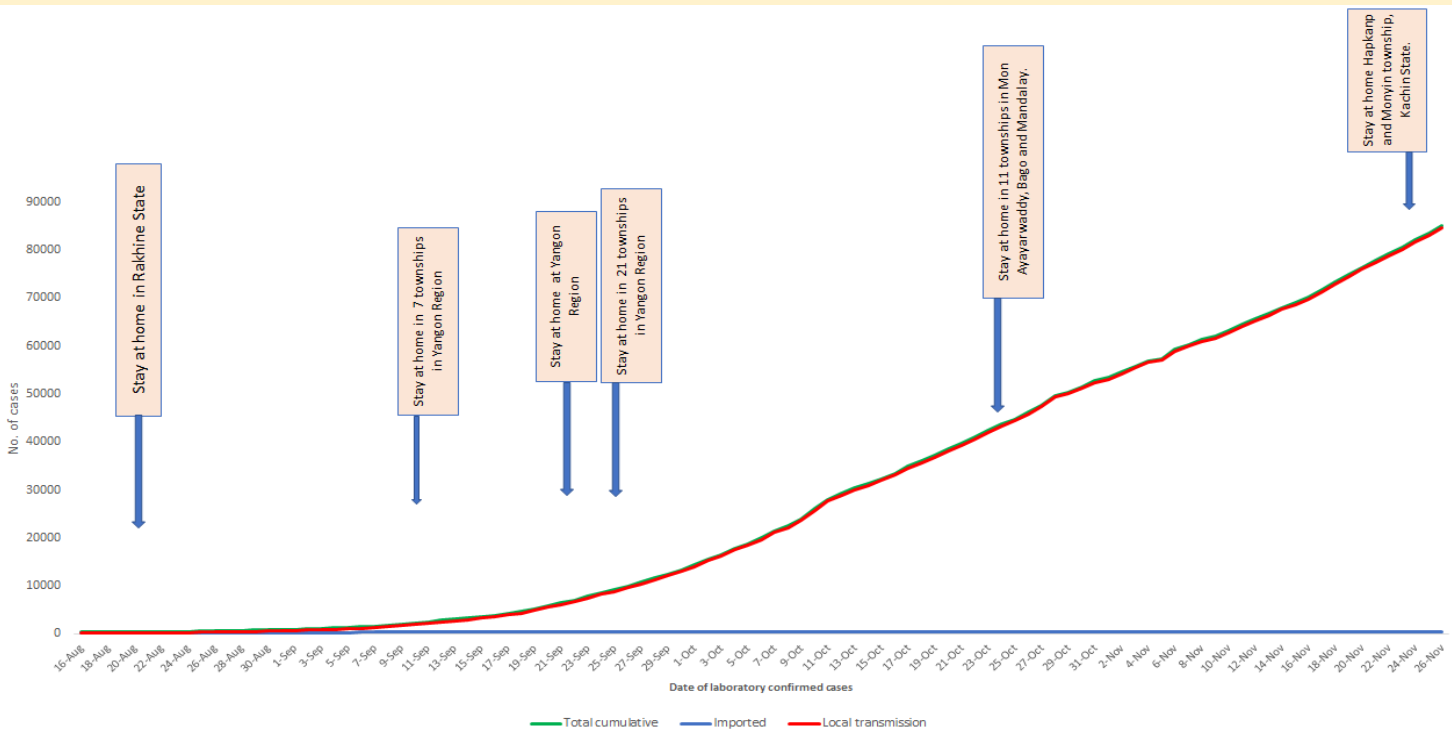
## COVID-19 confirmed cases by types of transmissions (as of 26.11.2020) n=85,205



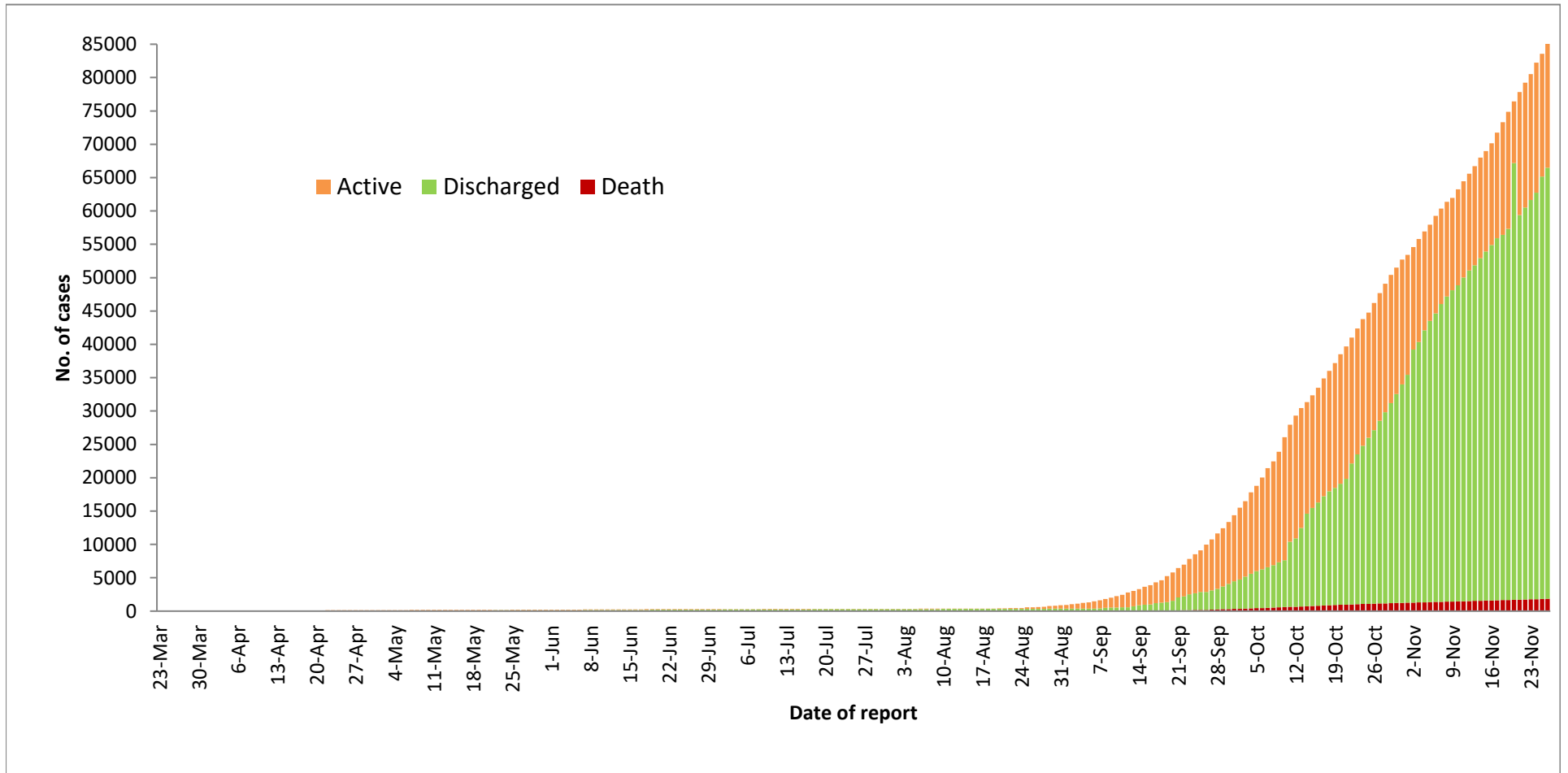
Total cumulative number of cases, imported and local transmission cases by date (23.3.2020- 15.8.2020), n= 374



Total cumulative number of cases, imported and local transmission cases by date (16.8.2020- 26.11.2020)



**Cumulative Number of active confirmed cases, discharged and deaths (23.3.2020 – 26.11.2020), n (cumulative)=85,205**



\* Discharged criteria for COVID-19 patients was changed on 10.10.2020

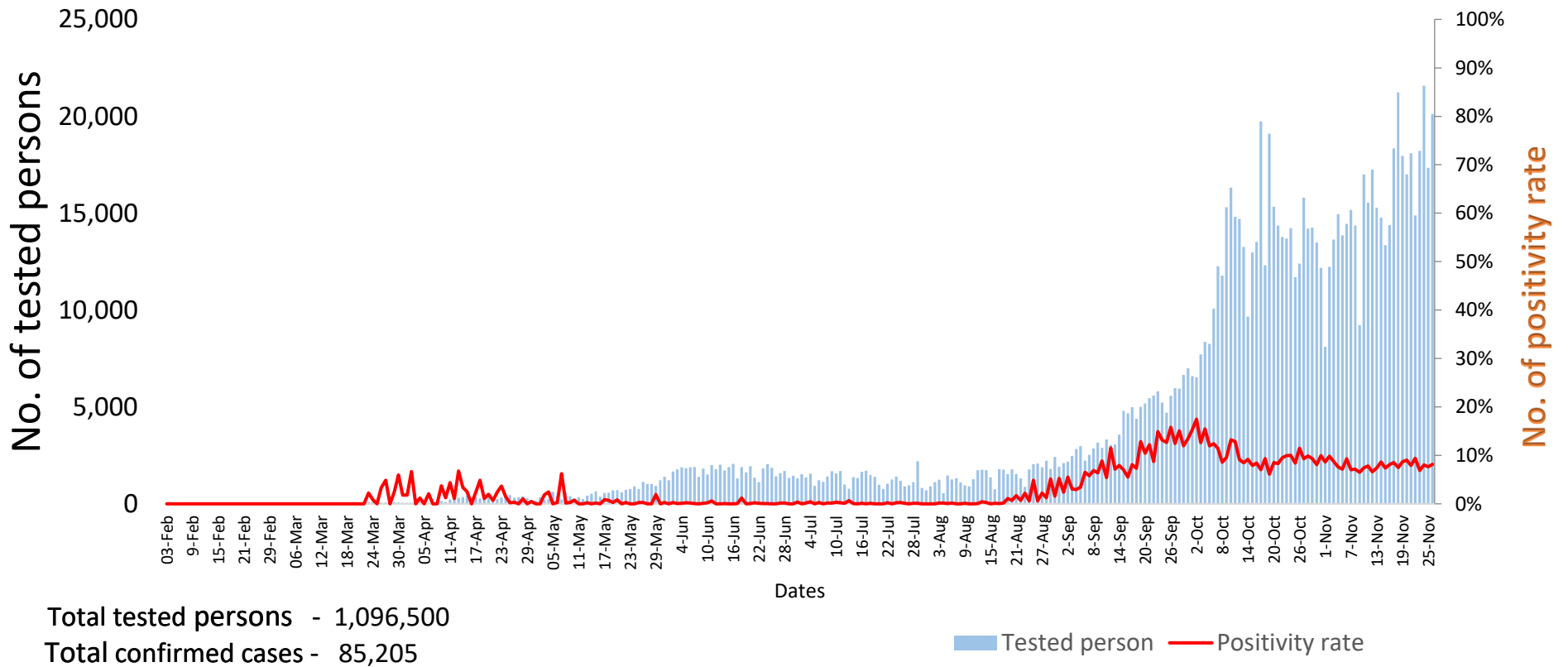
| Summary of current situation                   |                                |                          |
|------------------------------------------------|--------------------------------|--------------------------|
| Type                                           | New<br>(25.11.2020-26.11.2020) | Total<br>(on 26.11.2020) |
| Suspected and Person Under Investigation (PUI) | 513                            | 1,572                    |
| Hospital Quarantine                            | 19                             | 239                      |
| Facility Quarantine                            | 4,849                          | 62,595                   |

| Person under Investigation (PUI) by State/Region hospitals (31.1.2020 – 26.11.2020) n= 45,312 | No. of Facility Quarantine sites and Quarantined people on 26.11.2020 |
|-----------------------------------------------------------------------------------------------|-----------------------------------------------------------------------|
|-----------------------------------------------------------------------------------------------|-----------------------------------------------------------------------|

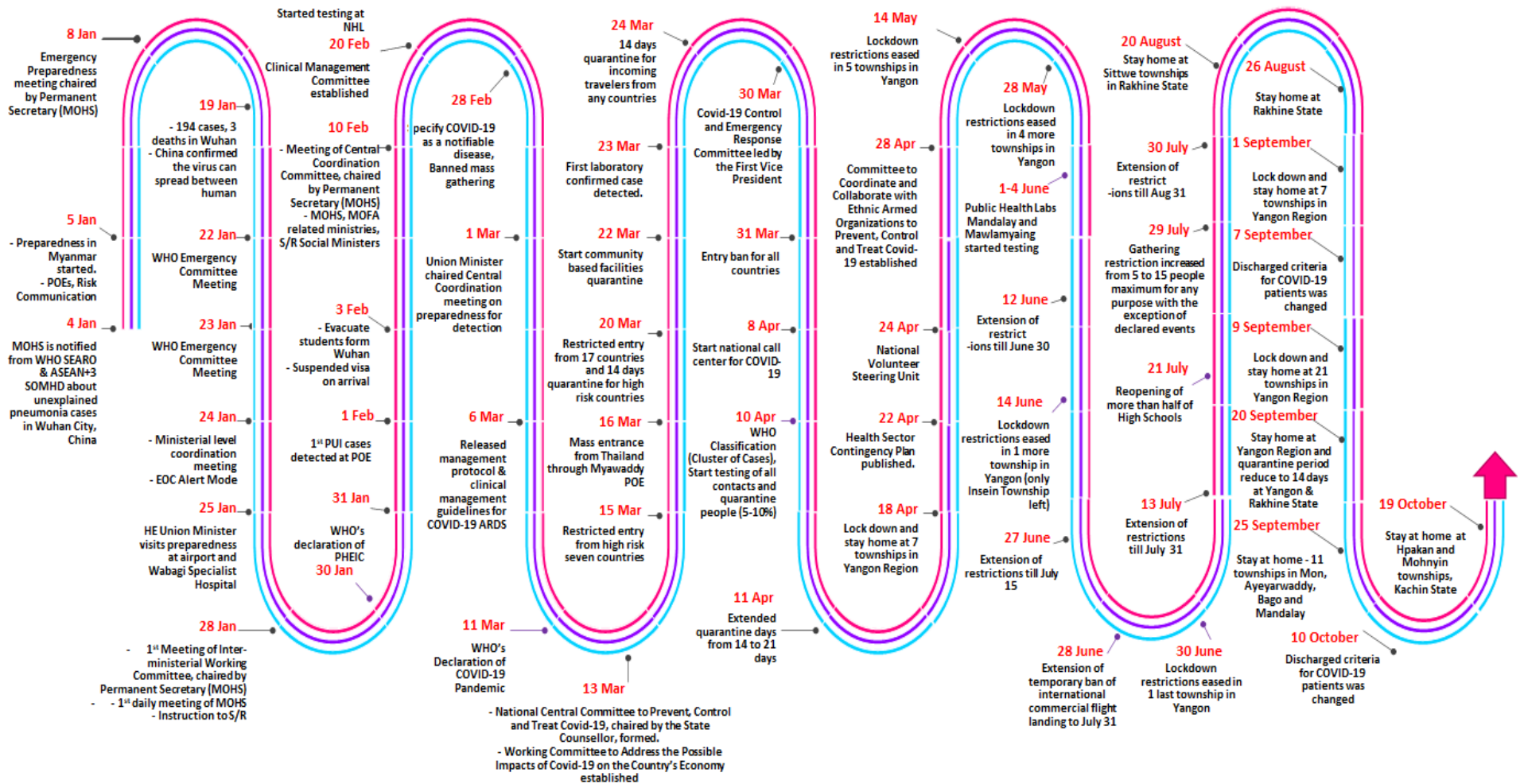
| No.          | State/Region | PUI    | No.          | State/Region | No. of facilities | Total no. of quarantine |
|--------------|--------------|--------|--------------|--------------|-------------------|-------------------------|
| 1            | Yangon       | 31619  | 1            | Ayeyarwaddy  | 1,512             | 13,910                  |
| 2            | Mandalay     | 5766   | 2            | Yangon       | 269               | 8,604                   |
| 3            | Mon          | 1230   | 3            | Bago         | 1262              | 8,464                   |
| 4            | Kayin        | 1069   | 4            | Sagaing      | 868               | 4,836                   |
| 5            | Ayeyarwaddy  | 1001   | 5            | Mandalay     | 260               | 4,774                   |
| 6            | Bago         | 878    | 6            | Magway       | 473               | 3,363                   |
| 7            | Magway       | 804    | 7            | Kayin        | 361               | 2,735                   |
| 8            | Rakhine      | 736    | 8            | Rakhine      | 334               | 2,638                   |
| 9            | Shan (N)     | 498    | 9            | Shan South   | 118               | 2,617                   |
| 10           | Thanintharyi | 488    | 10           | Mon          | 41                | 2,451                   |
| 11           | Naypyitaw    | 259    | 11           | Kachin       | 208               | 2,176                   |
| 12           | Sagaing      | 251    | 12           | Tanintharyi  | 153               | 1,731                   |
| 13           | Shan (E)     | 190    | 13           | Naypyitaw    | 8                 | 1376                    |
| 14           | Shan (S)     | 190    | 14           | Shan North   | 446               | 1343                    |
| 15           | Kachin       | 136    | 15           | Chin         | 27                | 573                     |
| 16           | Chin         | 99     | 16           | Kayah        | 16                | 512                     |
| 17           | Kayah        | 98     | 17           | Shan East    | 20                | 492                     |
| <b>Total</b> |              | 45,312 | <b>Total</b> |              | 6,376             | 62,595                  |

\*Facility quarantine rule changed from 21 days to 14 days on 11-9-2020 while 7 days home quarantine rule remain unchanged.

## COVID-19 positivity rate by date (as of 26.11.2020)



# Timeline of Preparedness and Response to COVID-19 in Myanmar (as of 26.11.2020)



Hotline Number — 0673 420 268

Data source - CEU, DMS, NHL, PHL (MDY and MLM), DMR, DSGH, State and Region Health Departments