



Ministry of Health and Sports (Myanmar)

Department of Public Health

Central Epidemiology Unit

(1 December 2020)

Situation Report -238

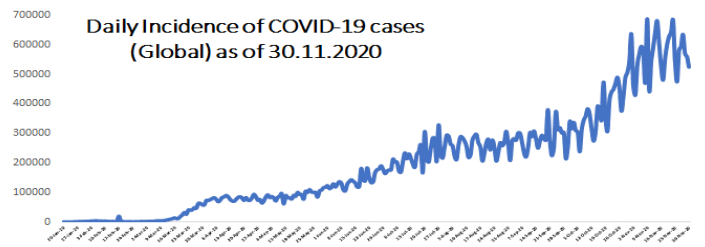
Coronavirus Disease 2019 (COVID-19)

WHO Coronavirus Disease (COVID-19) Dashboard data as of 3:37 PM CEST 30 November 2020

Confirmed cases
62,363,527

Deaths
1,456,687

Case Fatality Rate
2.3%



Myanmar Situation

Data as reported by States and Regions by 30 November 2020

Total Tested-1,163,776

90,713

1,073,063

Confirmed Cases

Negative

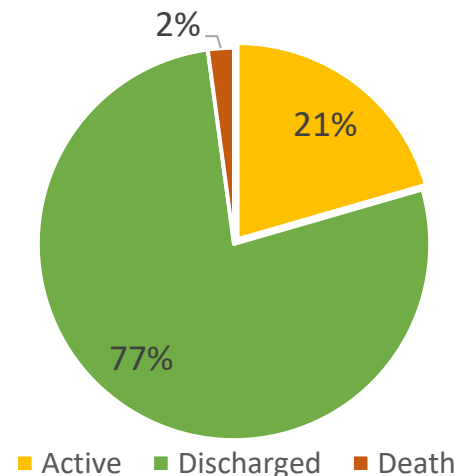
70,156

1,941

Discharged

Death

Current Situation of Confirmed cases (23.3.2020-30.11.2020), n=90,713



COVID-19 confirmed cases by two phases (23.3.2020 – 30-11-2020), n=90,713

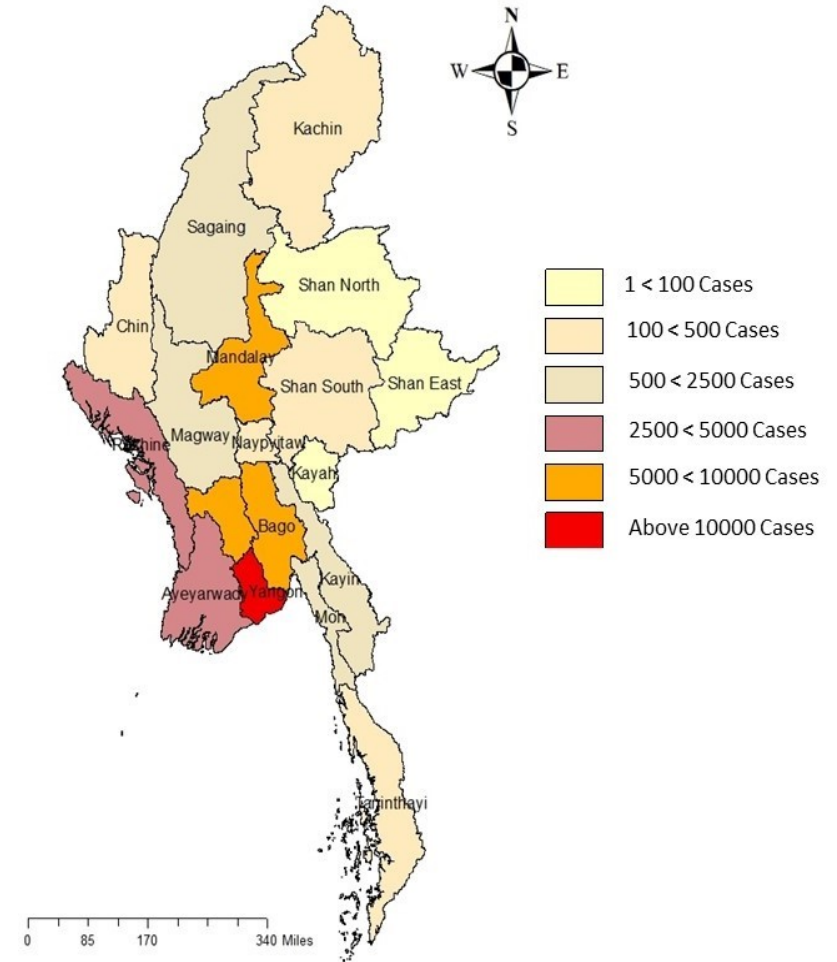
| Date | Local transmission | | Imported | | Total cases | Total Death |
|------------------------|--------------------|-------------|-------------|----------|--------------|-------------|
| | No. of cases | Death | No. of case | Death | | |
| (23.3.2020-15.8.2020) | 161 | 5 | 213 | 1 | 374 | 6 |
| (16.8.2020-30.11.2020) | 90084 | 1935 | 255 | - | 90339 | 1935 |
| Total | 90245 | 1940 | 468 | 1 | 90713 | 1941 |

COVID-19 confirmed cases and death by State/Region (23.3.2020 – 30-11-2020), n=90,713

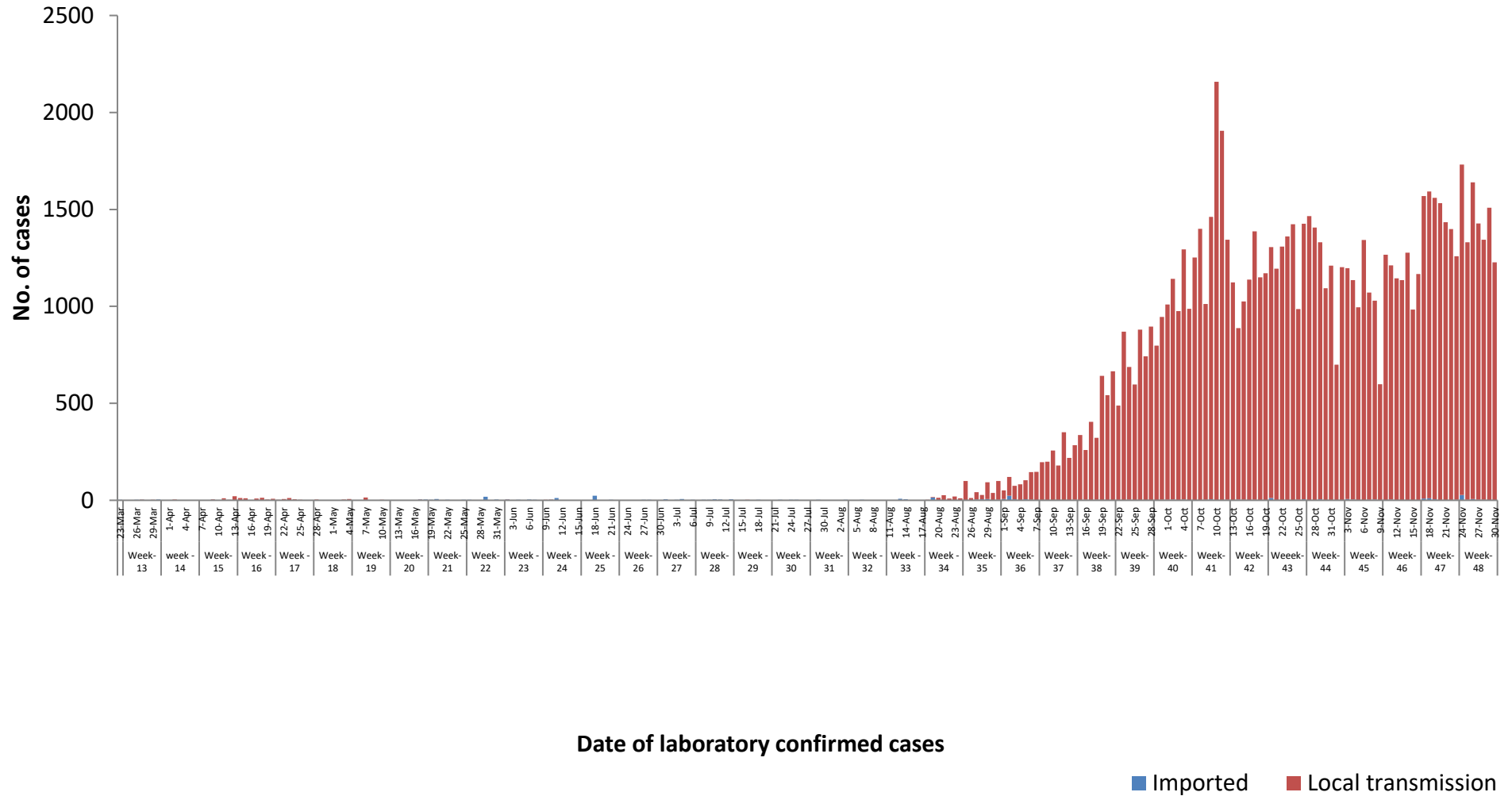
| No | State/Region | COVID –19 Confirmed case | New confirmed cases within 24 hours | Deaths |
|--------------|--------------|--------------------------|-------------------------------------|--------------|
| 1 | Yangon | 66,662 | 565 | 1,822 |
| 2 | Mandalay | 6,028 | 147 | 41 |
| 3 | Bago | 5,295 | 132 | 8 |
| 4 | Rakhine | 3,664 | 28 | 24 |
| 5 | Ayeyarwaddy | 3,000 | 63 | 14 |
| 6 | Magway | 1,555 | 35 | 1 |
| 7 | Mon | 1,430 | 130 | 12 |
| 8 | Sagaing | 844 | 17 | 3 |
| 9 | Kayin | 645 | 36 | 10 |
| 10 | Naypyitaw | 417 | 11 | 3 |
| 11 | Thanintharyi | 415 | 10 | - |
| 12 | Shan (South) | 265 | 24 | 1 |
| 13 | Kachin | 211 | 5 | - |
| 14 | Chin | 122 | 8 | 1 |
| 15 | Shan (North) | 92 | 1 | 1 |
| 16 | Shan (East) | 51 | 14 | - |
| 17 | Kayah | 17 | 1 | - |
| Total | | 90,713 | 1,227 | 1,941 |

*No. of new cases by State and Region are counted according to epidemiology situation

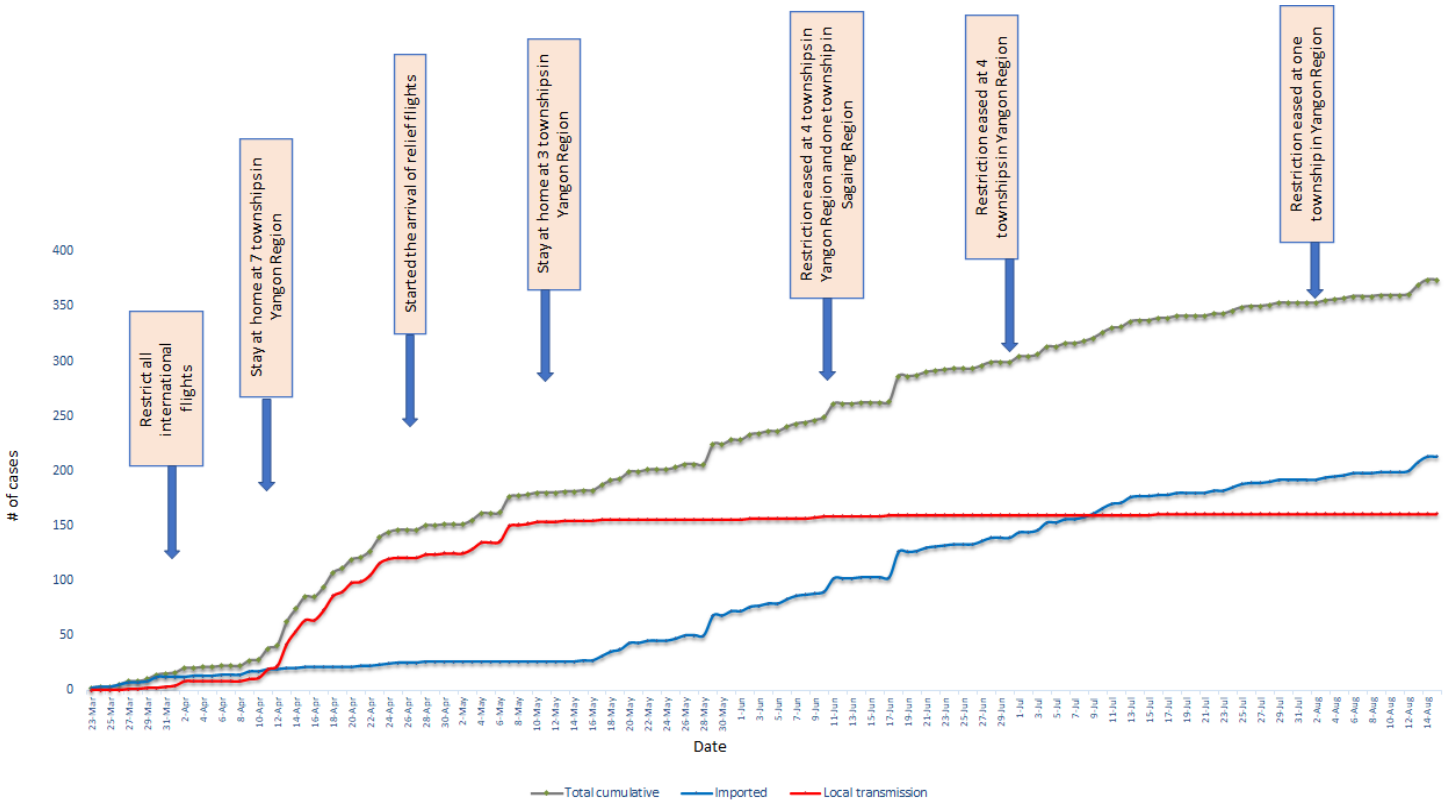
Map showing COVID-19 laboratory confirmed cases



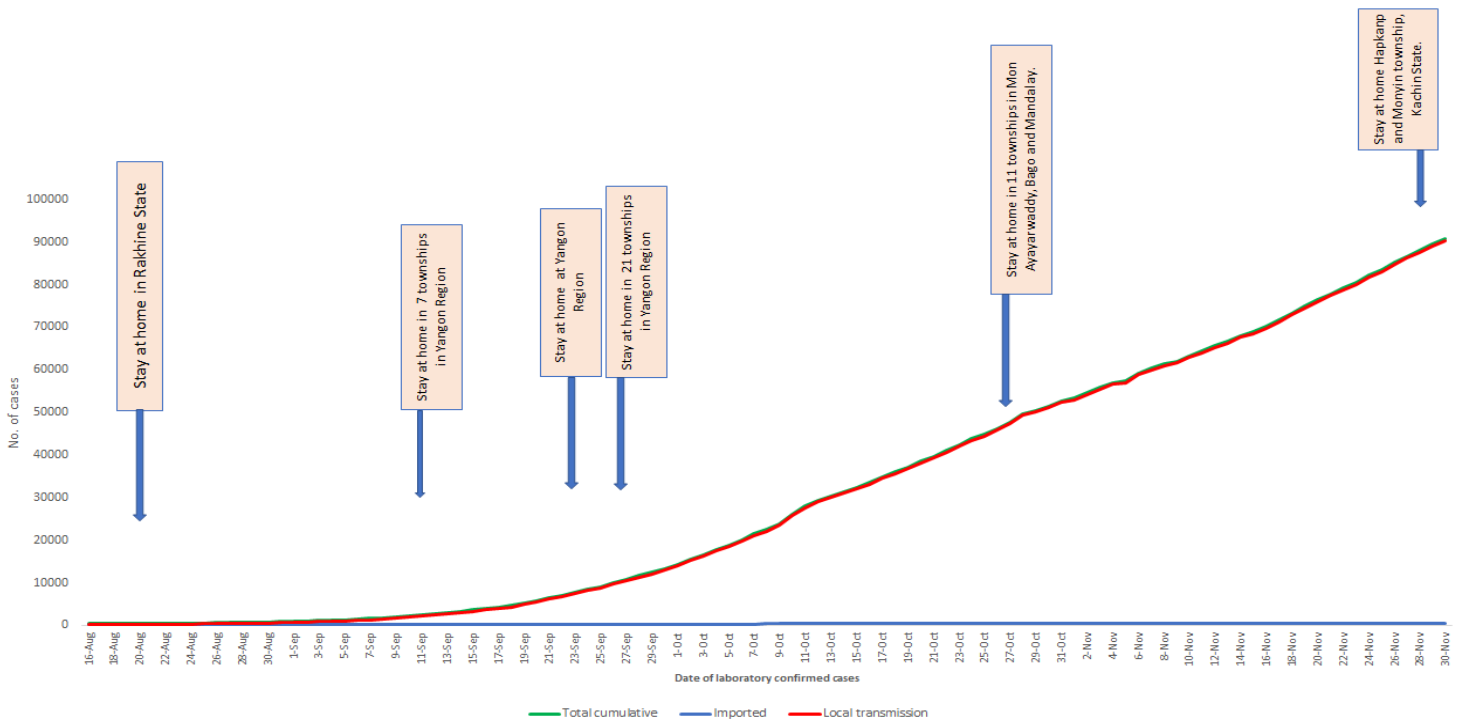
COVID-19 confirmed cases by types of transmissions (as of 30.11.2020) n=90,713



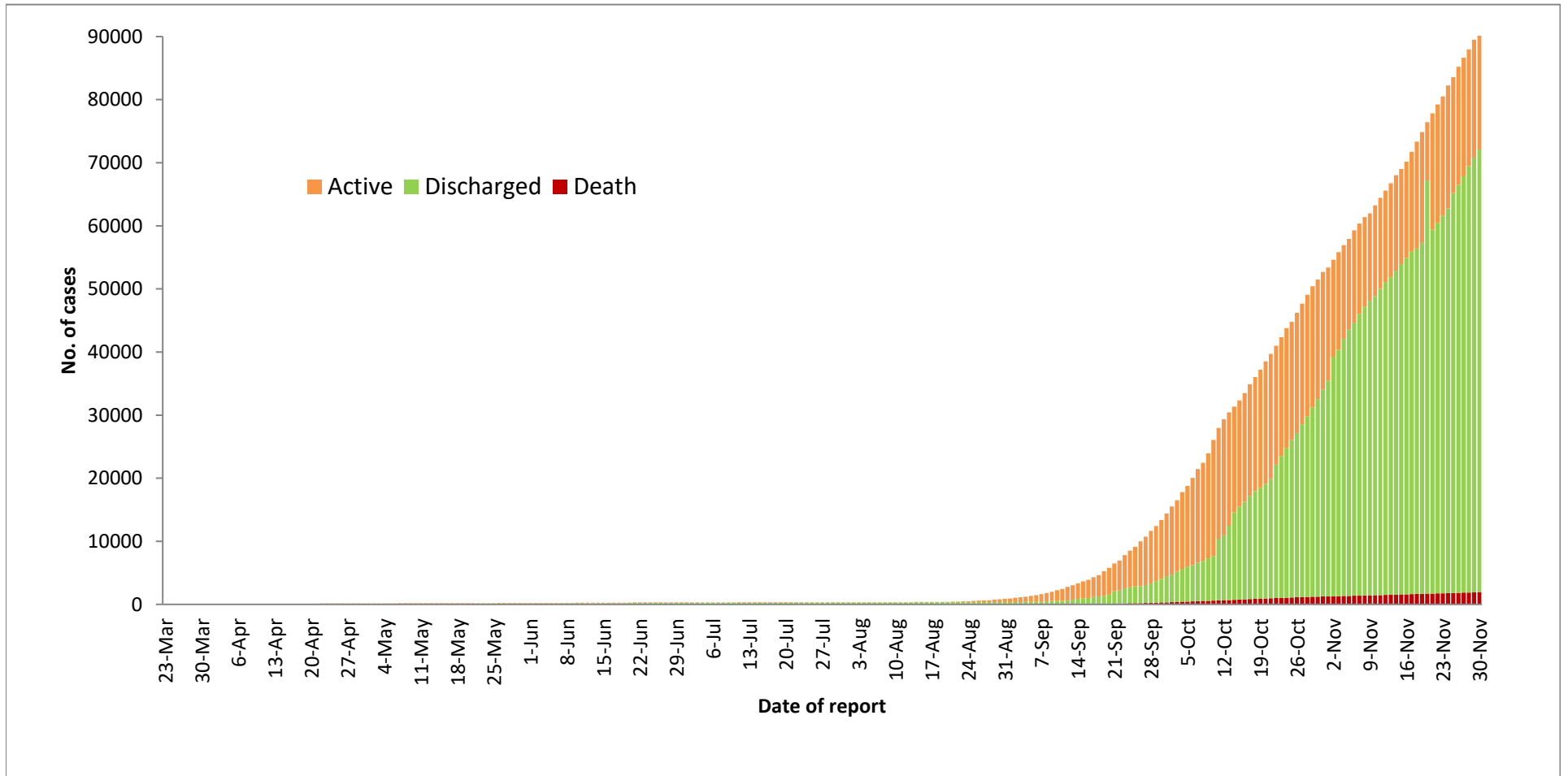
Total cumulative number of cases, imported and local transmission cases by date (23.3.2020- 15.8.2020), n= 374



Total cumulative number of cases, imported and local transmission cases by date (16.8.2020- 30.11.2020)



Cumulative Number of active confirmed cases, discharged and deaths (23.3.2020 – 30.11.2020), n (cumulative)=90,713



* Discharged criteria for COVID-19 patients was changed on 10.10.2020

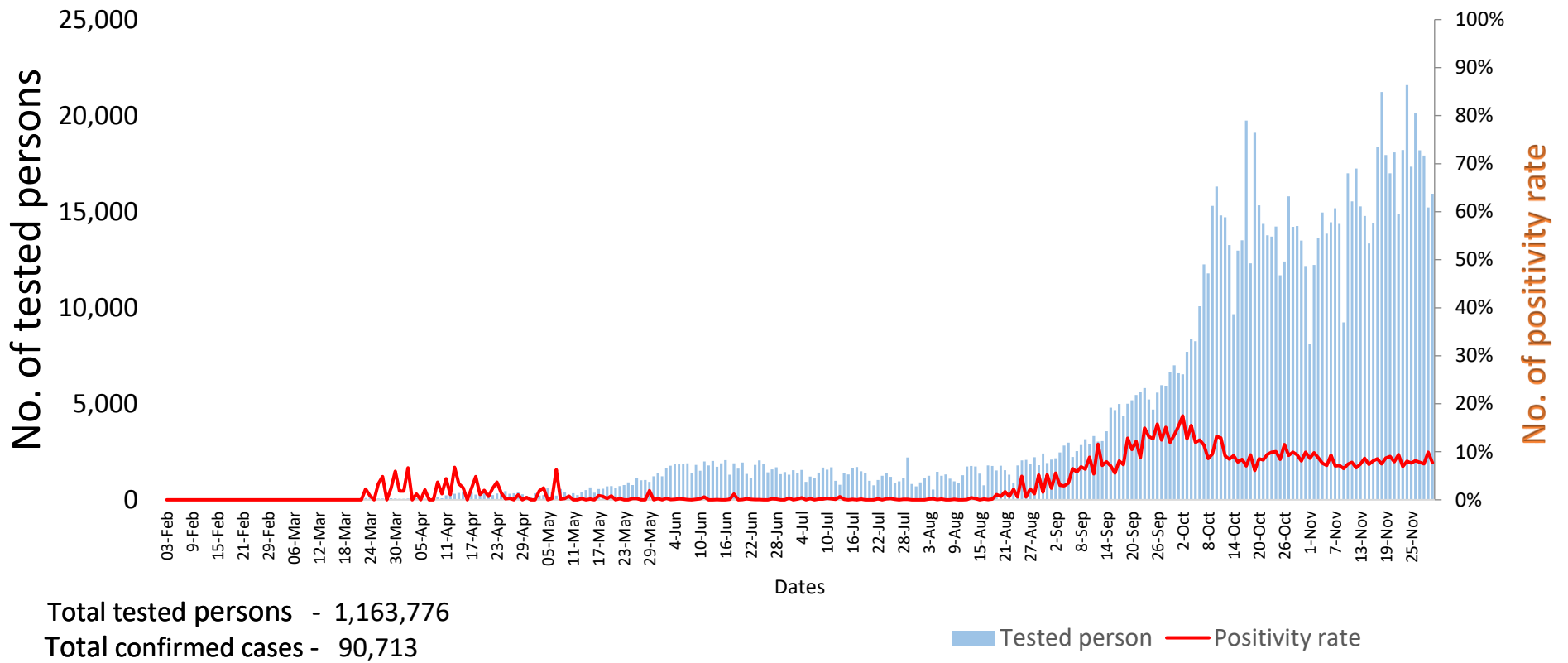
| Summary of current situation | | |
|--|--------------------------------|--------------------------|
| Type | New (29.11.2020-30.11.2020) | Total (on 30.11.2020) |
| Suspected and Person Under Investigation (PUI) | 490 | 1,550 |
| Hospital Quarantine | 5 | 216 |
| Facility Quarantine | 4,210 | 58,916 |

| Person under Investigation (PUI) by State/Region hospitals (31.1.2020 – 30.11.2020) n= 47,336 | No. of Facility Quarantine sites and Quarantined people on 30.11.2020 |
|---|---|
|---|---|

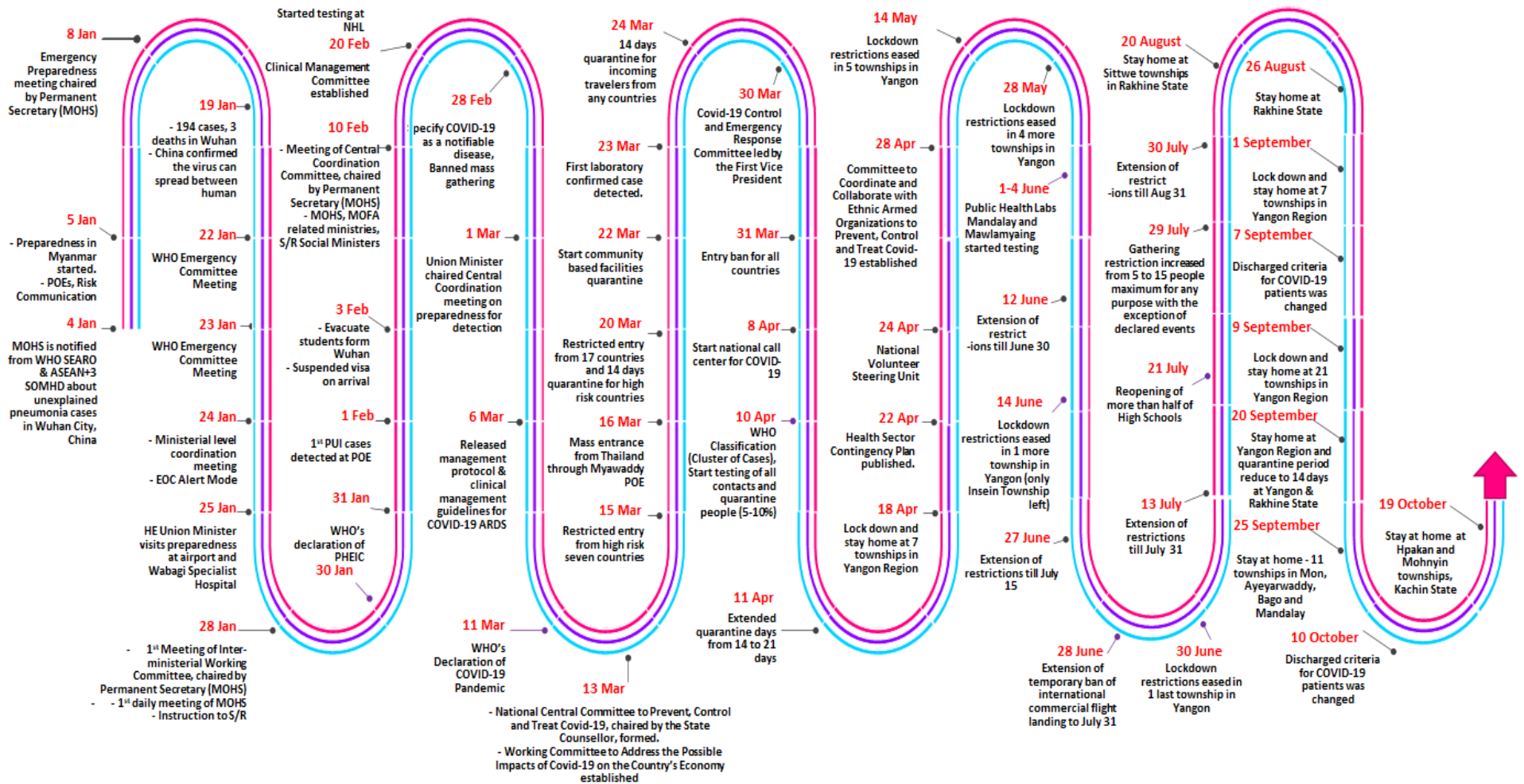
| No. | State/Region | PUI | No. | State/Region | No. of facilities | Total no. of quarantine |
|--------------|--------------|--------|--------------|--------------|-------------------|-------------------------|
| 1 | Yangon | 32976 | 1 | Ayeyarwaddy | 1,499 | 11991 |
| 2 | Mandalay | 6098 | 2 | Yangon | 269 | 8953 |
| 3 | Mon | 1260 | 3 | Bago | 1225 | 7385 |
| 4 | Kayin | 1104 | 4 | Sagaing | 868 | 4722 |
| 5 | Ayeyarwaddy | 1071 | 5 | Mandalay | 274 | 4654 |
| 6 | Bago | 970 | 6 | Magway | 474 | 3504 |
| 7 | Magway | 840 | 7 | Shan South | 118 | 2610 |
| 8 | Rakhine | 739 | 8 | Kayin | 359 | 2543 |
| 9 | Thanintharyi | 523 | 9 | Rakhine | 330 | 2514 |
| 10 | Shan (N) | 508 | 10 | Mon | 37 | 2103 |
| 11 | Naypyitaw | 267 | 11 | Kachin | 208 | 1993 |
| 12 | Sagaing | 260 | 12 | Tanintharyi | 153 | 1778 |
| 13 | Shan (E) | 193 | 13 | Shan North | 449 | 1390 |
| 14 | Shan (S) | 191 | 14 | Naypyitaw | 8 | 1201 |
| 15 | Kachin | 138 | 15 | Kayah | 17 | 541 |
| 16 | Kayah | 99 | 16 | Shan East | 20 | 518 |
| 17 | Chin | 99 | 17 | Chin | 29 | 516 |
| Total | | 47,336 | Total | | 6,337 | 58,916 |

*Facility quarantine rule changed from 21 days to 14 days on 11-9-2020 while 7 days home quarantine rule remain unchanged.

COVID-19 positivity rate by date (as of 30.11.2020)



Timeline of Preparedness and Response to COVID-19 in Myanmar (as of 30.11.2020)



Hotline Number — 0673 420 268

Data source - CEU, DMS, NHL, PHL (MDY and MLM), DMR, DSGH, State and Region Health Departments