



Ministry of Health and Sports (Myanmar)

Department of Public Health

Central Epidemiology Unit

(25 September 2020)

Coronavirus Disease 2019 (COVID-19)

Situation Report - 171

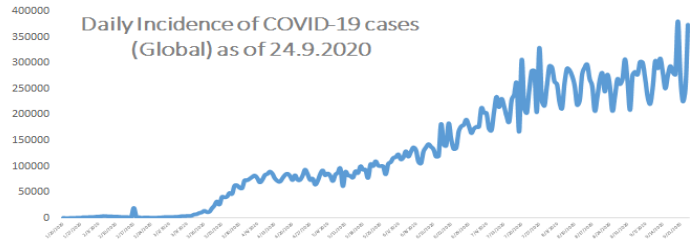
Data as reported by States and Regions by 24 September 2020

WHO Coronavirus Disease (COVID-19) Dashboard data as of 5:05 PM CEST 24 September 2020

Confirmed cases
31,798,308

Deaths
973,653

Case Fatality Rate
3.1 %



Myanmar Situation

Total Tested
242,457

Confirmed Cases
8,514

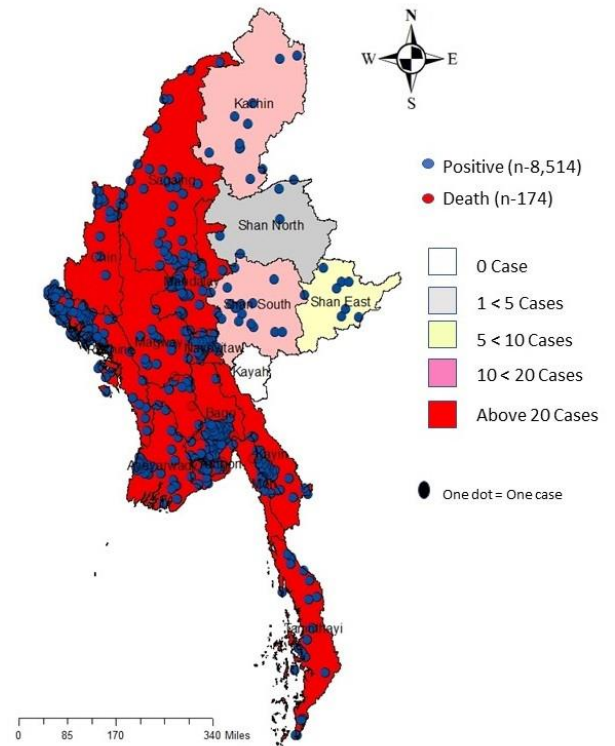
Negative
233,943

Discharged
2,517
29.6% of Confirmed cases

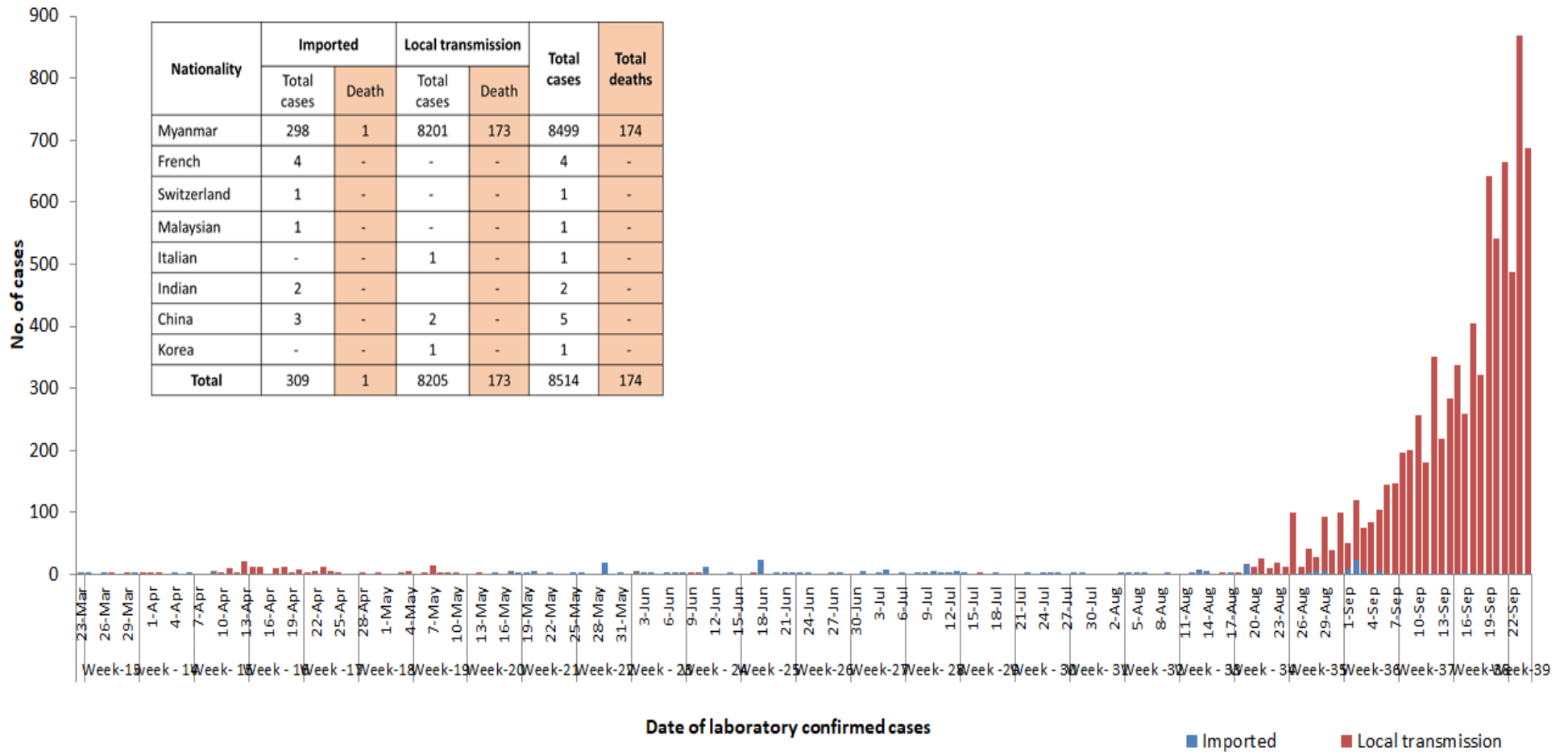
Death
174
2% of Confirmed cases

No	State/Region	COVID –19 Confirmed case	New confirmed cases within 24 hours	Deaths
1	Yangon	6,106	586	163
2	Rakhine	1,241	29	3
3	Bago	254	7	2
4	Mandalay	234	18	1
5	Mon	210	10	2
6	Ayeyarwaddy	153	25	-
7	Naypyitaw	120	1	1
8	Sagaing	42	8	-
9	Kayin	38	-	-
10	Magway	29	-	-
11	Chin	24	-	-
12	Thanintharyi	20	3	1
13	Shan (South)	18	-	1
14	Kachin	13	-	-
15	Shan (East)	8	-	-
16	Shan (North)	4	-	-
17	Kayah	-	-	-
Total		8,514	687	174

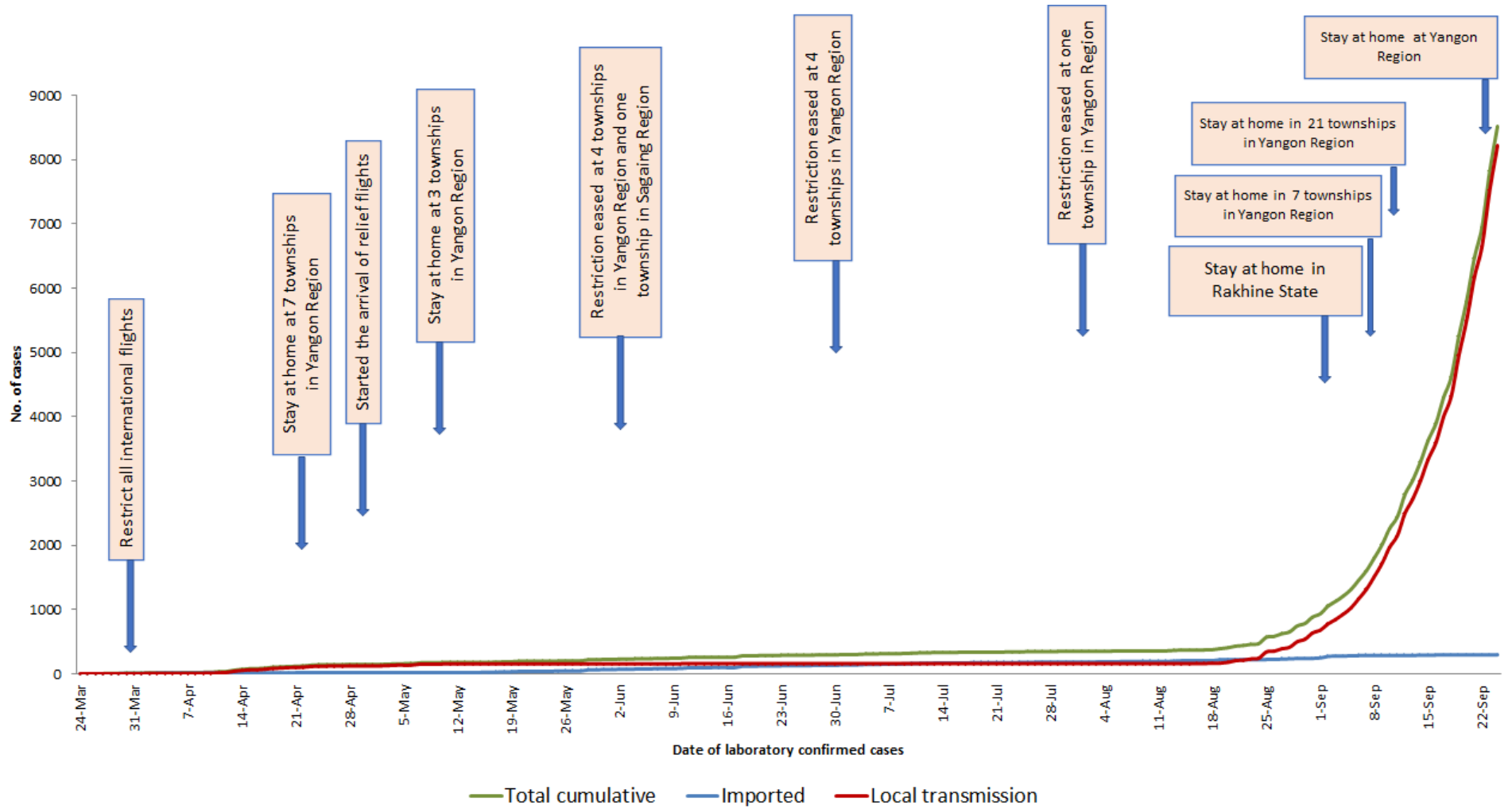
Map showing COVID-19 laboratory confirmed cases



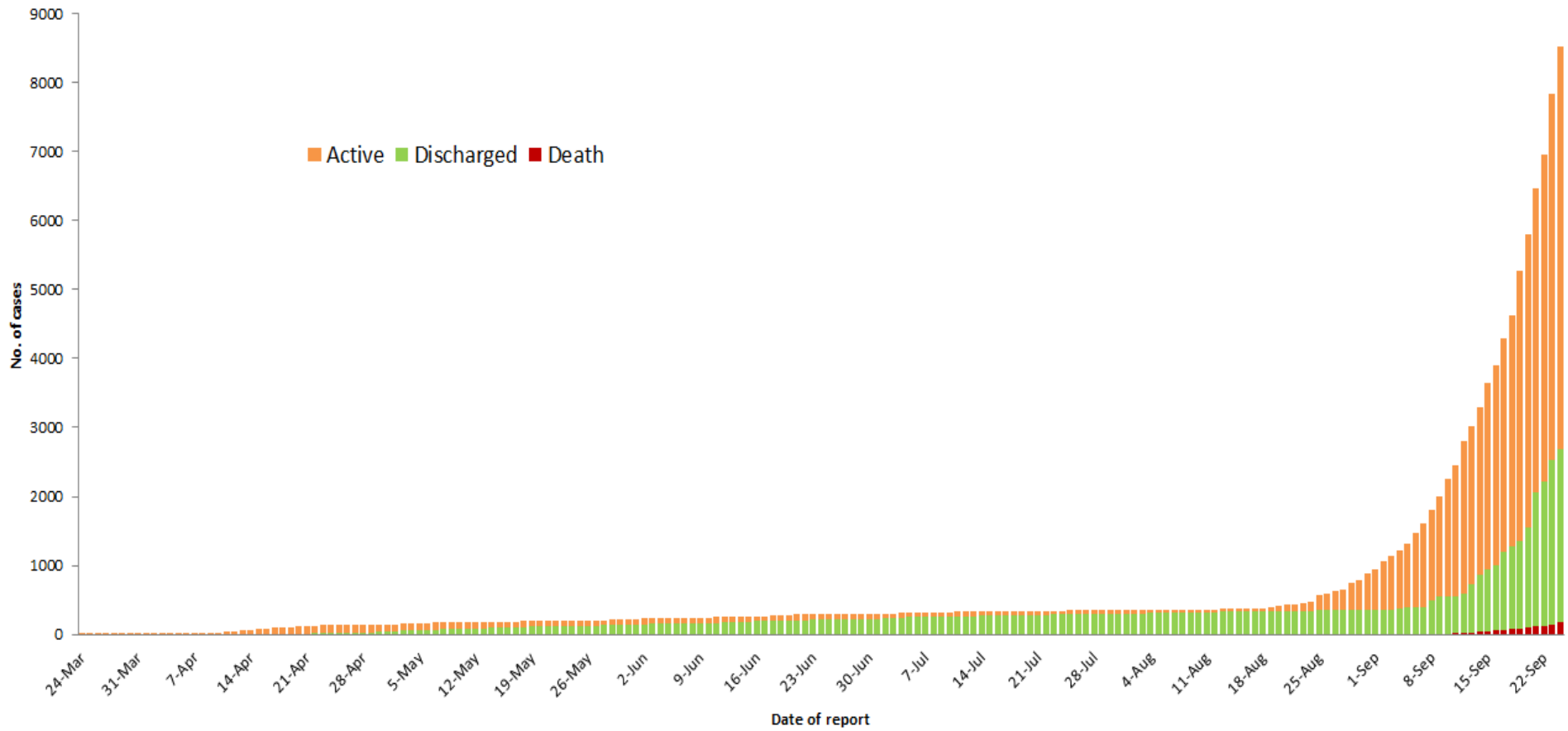
COVID-19 confirmed cases by types of transmissions (as of 24.9.2020) n=8,514



Total laboratory confirmed cases by date (as of 24.9.2020), n= 8,514



Cumulative Number of active confirmed cases, recovered and deaths (23.3.2020 – 24.9.2020), n (cumulative)=8,514



Summary of current situation		
Type	New (23.9.2020-24.9.2020)	Total (on 24.9.2020)
Suspected and Person Under Investigation (PUI)	416	1222
Hospital Quarantine	75	498
Facility Quarantine	4,806	47,870

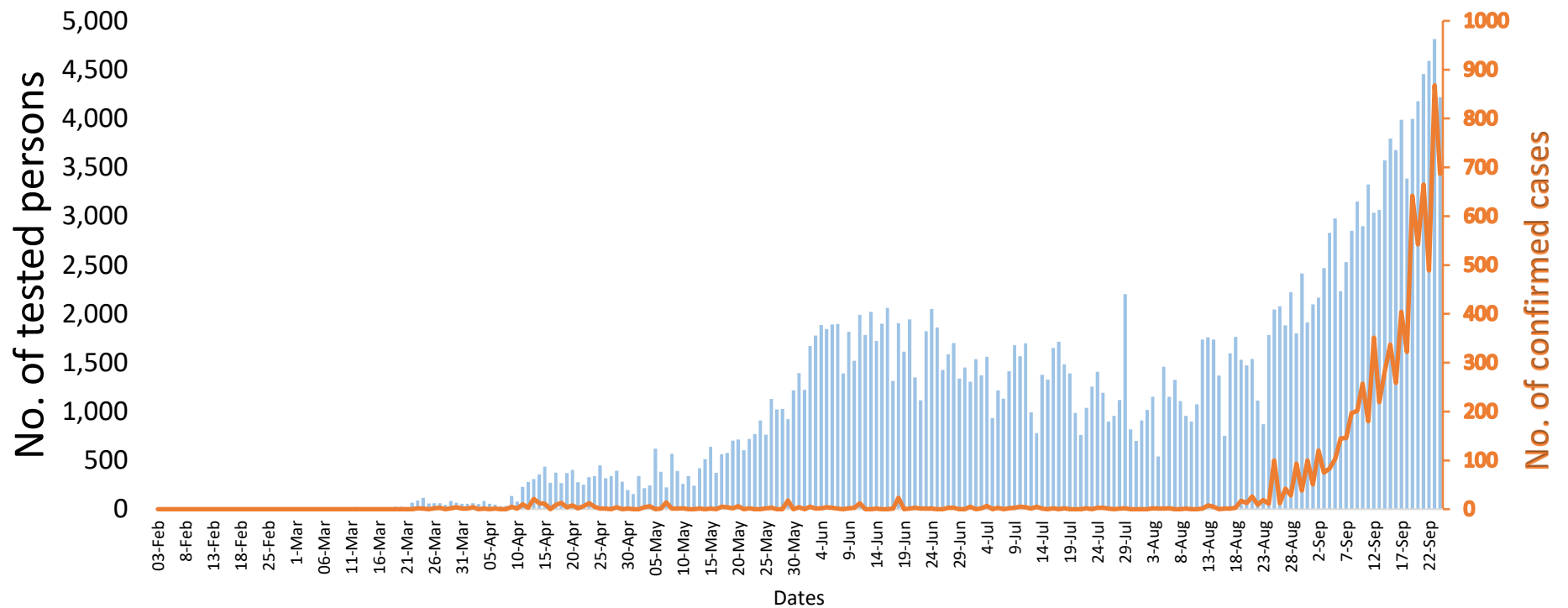
Person under Investigation (PUI) by State/Region hospitals (31.1.2020 – 24.9.2020) n= 13,296	No. of Facility Quarantine sites and Quarantined people on 24.9.2020
----------------------------------------------------------------------------------------------	----------------------------------------------------------------------

No.	State/Region	PUI	No.	State/Region	No. of facilities	Total no. of quarantine
1	Yangon	7813	1	Ayeyarwaddy	1119	7923
2	Mandalay	2152	2	Bago	1011	7684
3	Mon	577	3	Yangon	101	5857
4	Kayin	459	4	Magway	632	4589
5	Magway	375	5	Sagaing	625	4066
6	Shan (N)	315	6	Mandalay	472	3390
7	Bago	296	7	Mon	139	3048
8	Rakhine	287	8	Kachin	241	2414
9	Ayeyarwaddy	235	9	Kayin	377	2083
10	Shan (E)	136	10	Rakhine	303	1481
11	Shan (S)	133	11	Shan South	133	1292
12	Thanintharyi	122	12	Naypyitaw	13	1287
13	Sagaing	115	13	Tanintharyi	153	1193
14	Kayah	86	14	Shan North	338	699
15	Naypyitaw	84	15	Chin	26	346
16	Kachin	64	16	Kayah	12	343
17	Chin	47	17	Shan East	16	175
Total		13,296	Total		5,711	47,870

*Facility quarantine rule changed from 21 days to 14 days on 11-9-2020 while 7 days home quarantine rule remain unchanged.

- First two confirmed cases were detected on 23 March 2020.
- Local transmission are increased during April and May 2020 due to big religious cluster in Yangon.
- After religious cluster, imported cases were mainly detected due to returnees from other countries.
- In August, local transmission were dramatically raised in Rakhine State firstly and other big clusters were detected in –
 - Mandalay- Myingyan cluster
 - Yangon – Thingangyun cluster.

COVID-19 confirmed cases among tested by date (as of 24.9.2020)

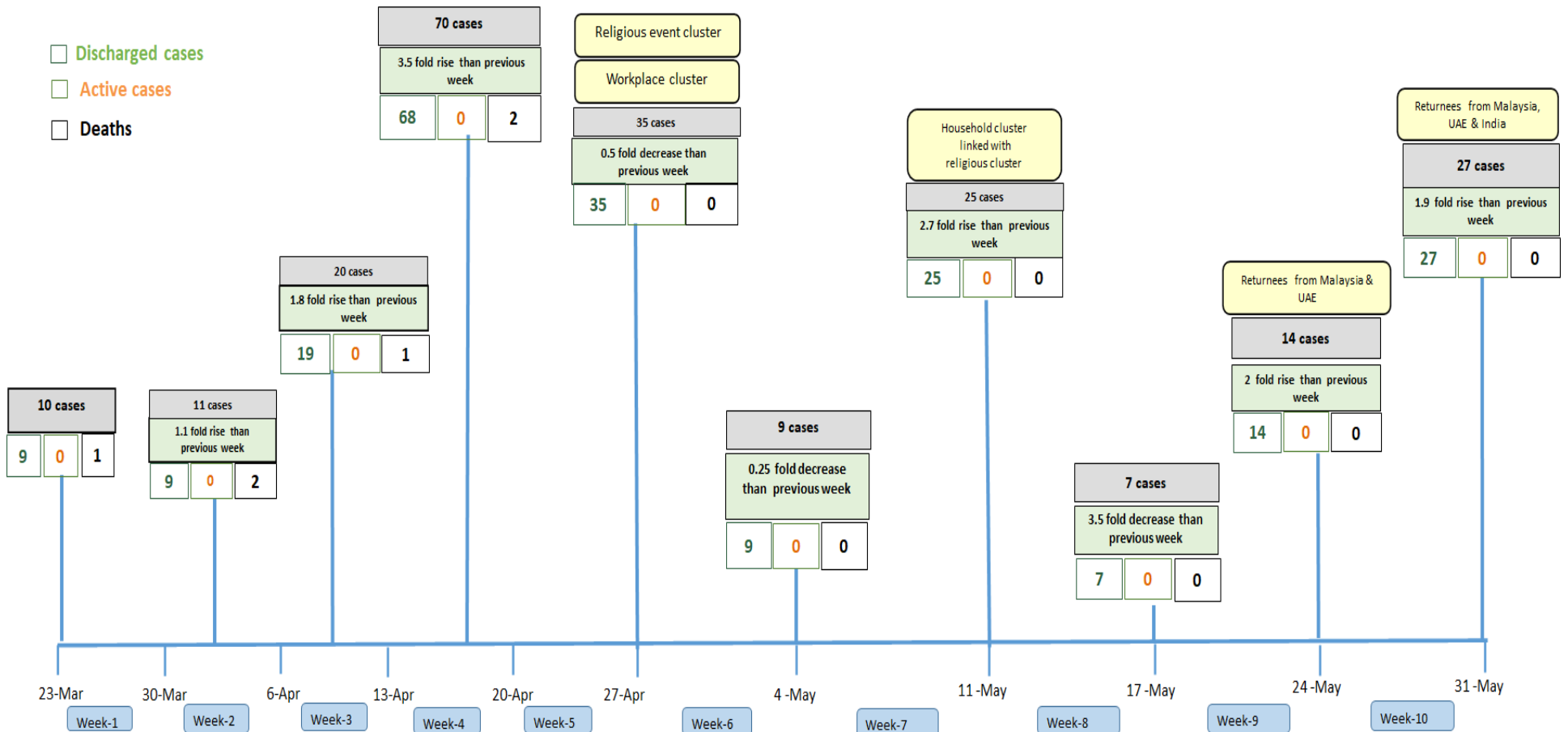


Total tested persons - 242,457

Total confirmed cases - 8,514

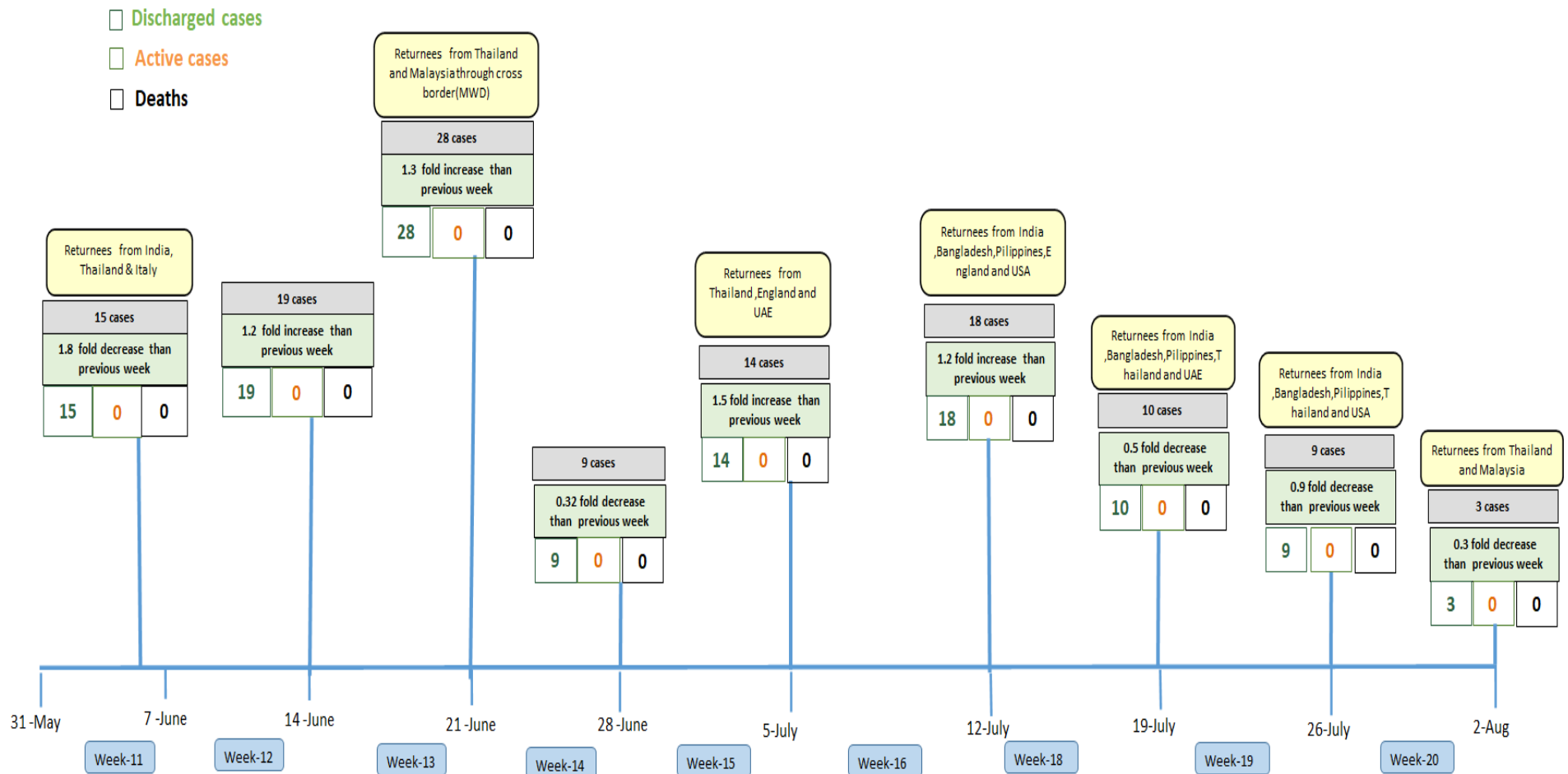
Tested person

Summary of new confirmed cases detection after first two cases (as of 24.9.2020)



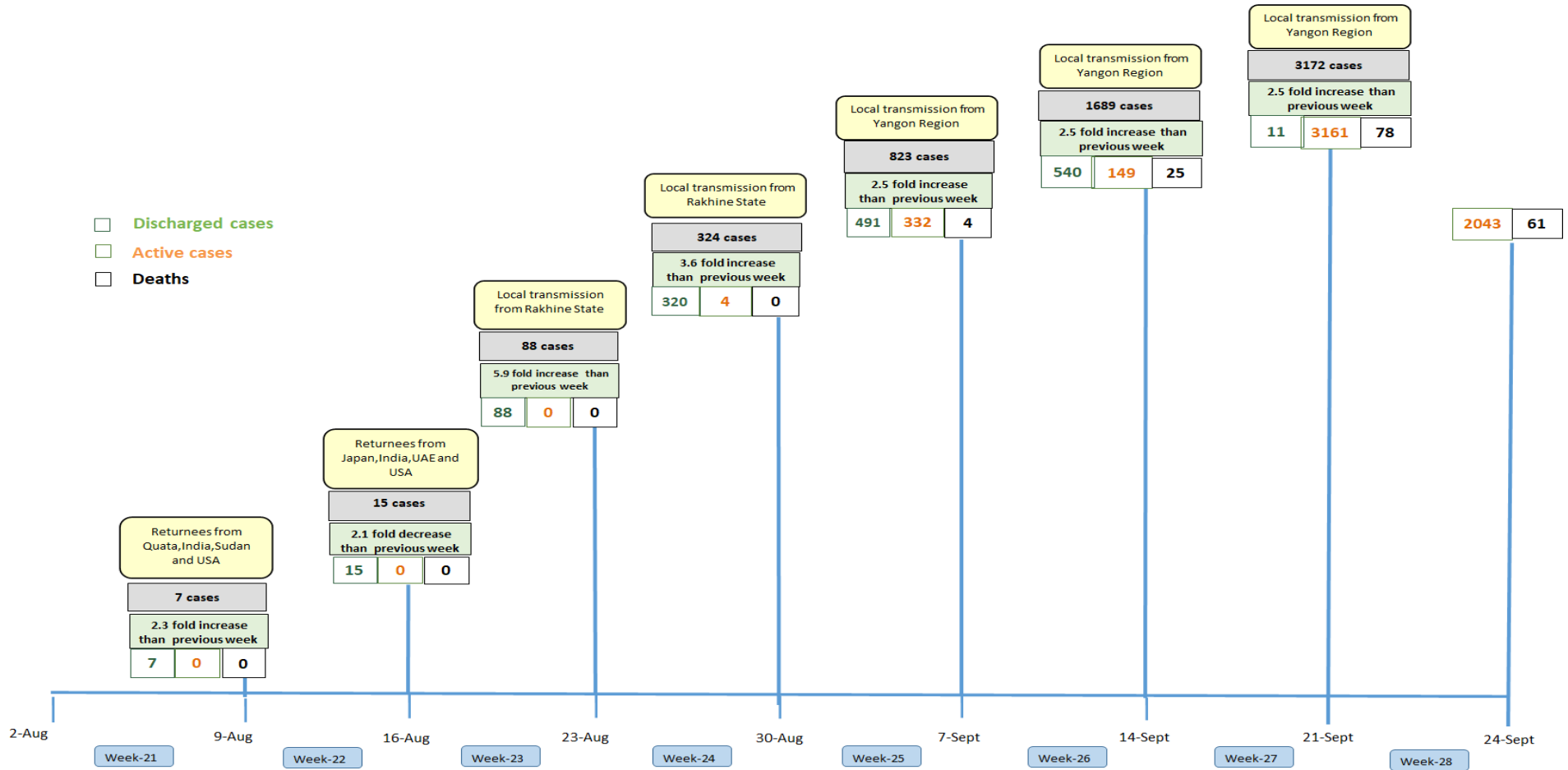
- Confirmed cases were detected as a peak in the 4th week after first confirmed cases due to the religious event cluster.
- Confirmed cases were decreased but still raised than the first 3 weeks due to the religious event cluster and workplace cluster.
- There were an increased in numbers of cases in the 7th week after the first two cases due to the household cluster linked with a religious cluster.
- Confirmed cases were detected by a nearly two-fold rise in the 9th and 10th weeks after the first two cases because of returnees coming back by relief flights.

Summary of new confirmed cases detection after first two cases (as of 24.9.2020)



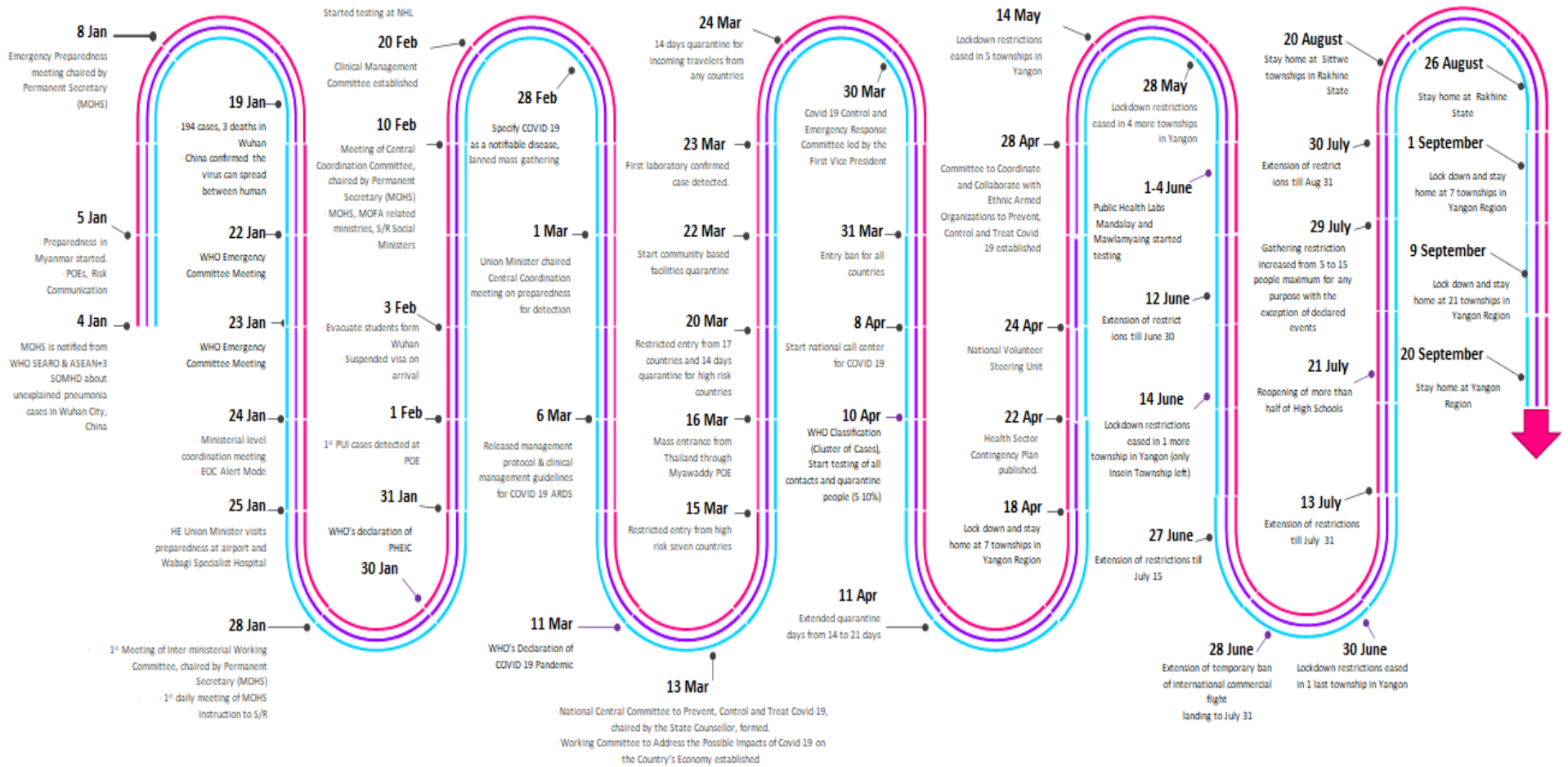
- Confirmed cases were detected as a peak in the 4th week after first confirmed cases due to the religious event cluster.
- Confirmed cases were decreased but still raised than the first 3 weeks due to the religious event cluster and workplace cluster.
- There were an increased in numbers of cases in the 7th week after the first two cases due to the household cluster linked with a religious cluster.
- Confirmed cases were detected by a nearly two-fold rise in the 9th and 10th weeks after the first two cases because of returnees coming back by relief flights.

Summary of new confirmed cases detection after first two cases (as of 24.9.2020)



- Confirmed cases were detected as a peak in the 4th week after first confirmed cases due to the religious event cluster.
- Confirmed cases were decreased but still raised than the first 3 weeks due to the religious event cluster and workplace cluster.
- There were an increased in numbers of cases in the 7th week after the first two cases due to the household cluster linked with a religious cluster.
- Confirmed cases were detected by a nearly two-fold rise in the 9th and 10th weeks after the first two cases because of returnees coming back by relief flights.

Timeline of Preparedness and Response to COVID-19 in Myanmar (as of 24.9.2020)



Hotline Number — 0673 420 268

Data source - CEU, DMS, NHL, PHL (MDY and MLM), DMR, DSGH, State and Region Health Departments