



# Ministry of Health and Sports (Myanmar)

## Department of Public Health

### Central Epidemiology Unit

( 31 May 2020)

### Coronavirus Disease 2019 (COVID-19)

Situation Report - 54

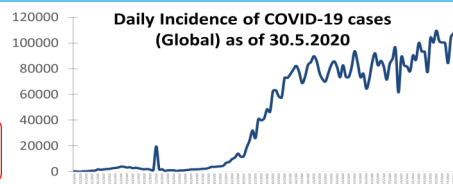
Data as reported by States and Regions by 01:30 AM MST 31 May 2020

**Global Situation**  
(WHO situation report - 131)  
data as of 14:30 MST 30 May 2020

**Confirmed cases**  
**5,817,385**

**Deaths**  
**362,705**

**Case Fatality Rate**  
**6.2 %**



### Myanmar Situation

**Total tested**  
**25,640**

**Confirmed cases**  
**224**

**Negative**  
**25,416**

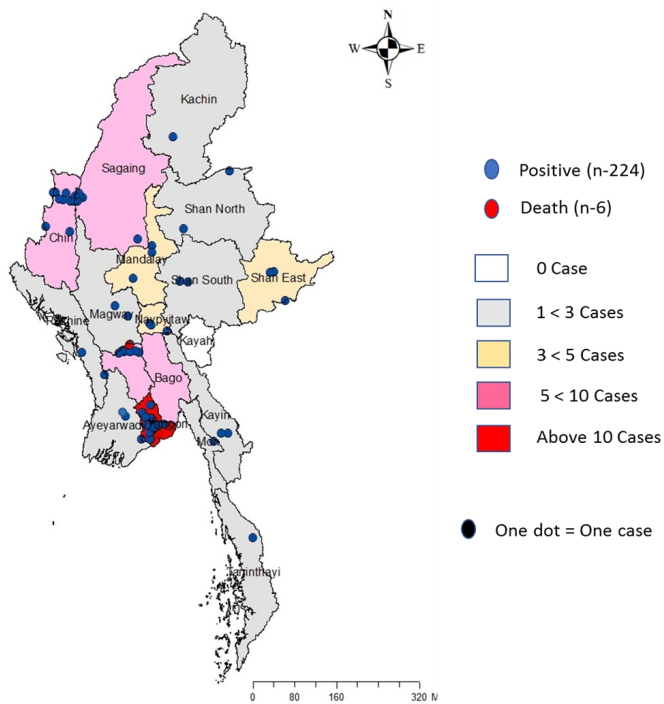
**Recovered**  
**138**  
61% of confirmed cases

**Active**  
**80**  
35.7% of confirmed cases

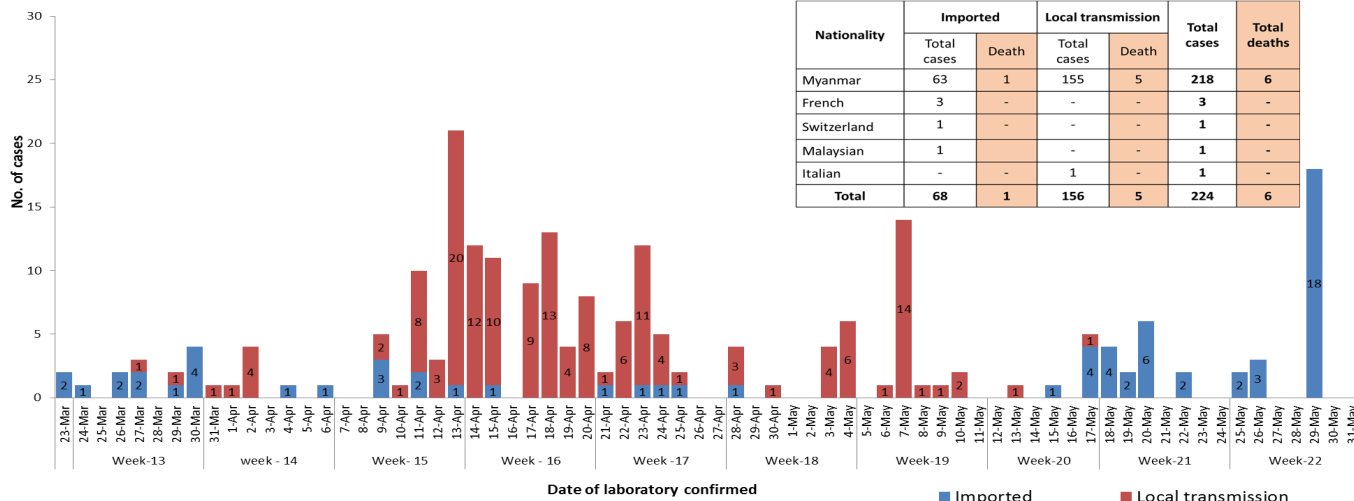
**Death**  
**6**  
2.6% of confirmed cases

No.	State/Region	COVID-19 Confirmed case	Recovered	Deaths
1.	Yangon	178	107 ( 7 new)	5
2.	Chin	9	3	-
3.	Bago	7	6	1
4.	Sagaing	7	7	-
5.	Shan(East)	3	3 ( 1 new)	-
6.	Mandalay	3	3	-
7.	Shan(South)	2	2	-
8.	Shan(North)	2	2	-
9.	Naypyitaw	2	2	-
10.	Kayin	2	-	-
11.	Magway	2	1	-
12.	Rakhine	2	-	-
13.	Ayeyarwaddy	2	-	-
14.	Mon	1	1	-
15.	Kachin	1	1	-
16.	Thanintharyi	1	-	-
17.	Kayah	-	-	-
<b>Total</b>		<b>224</b>	<b>138 ( 8 new)</b>	<b>6</b>

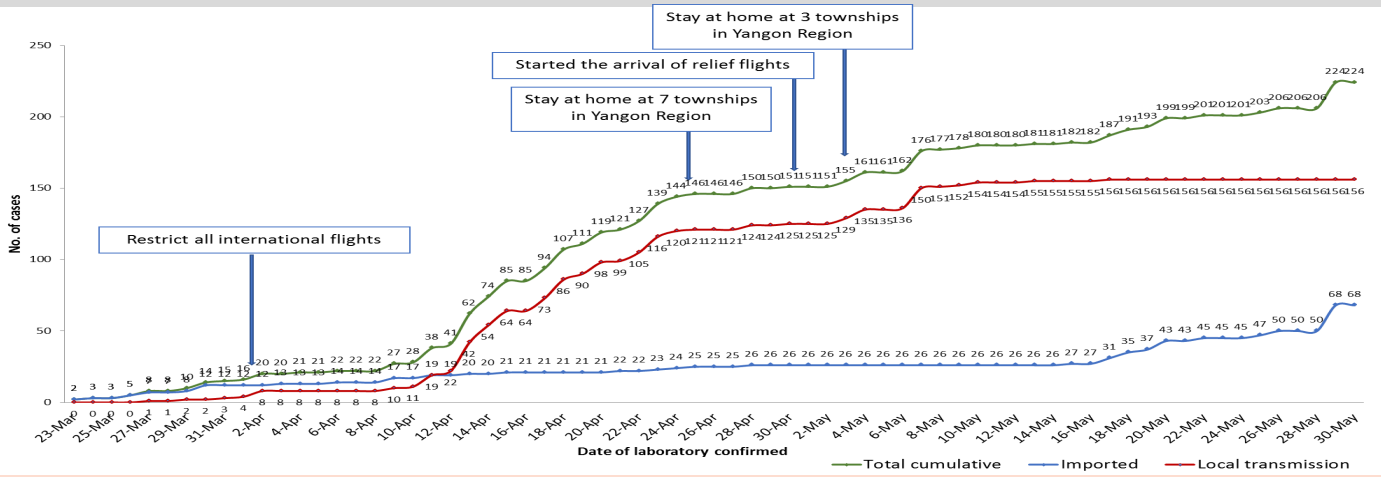
Map showing COVID-19 laboratory confirmed cases



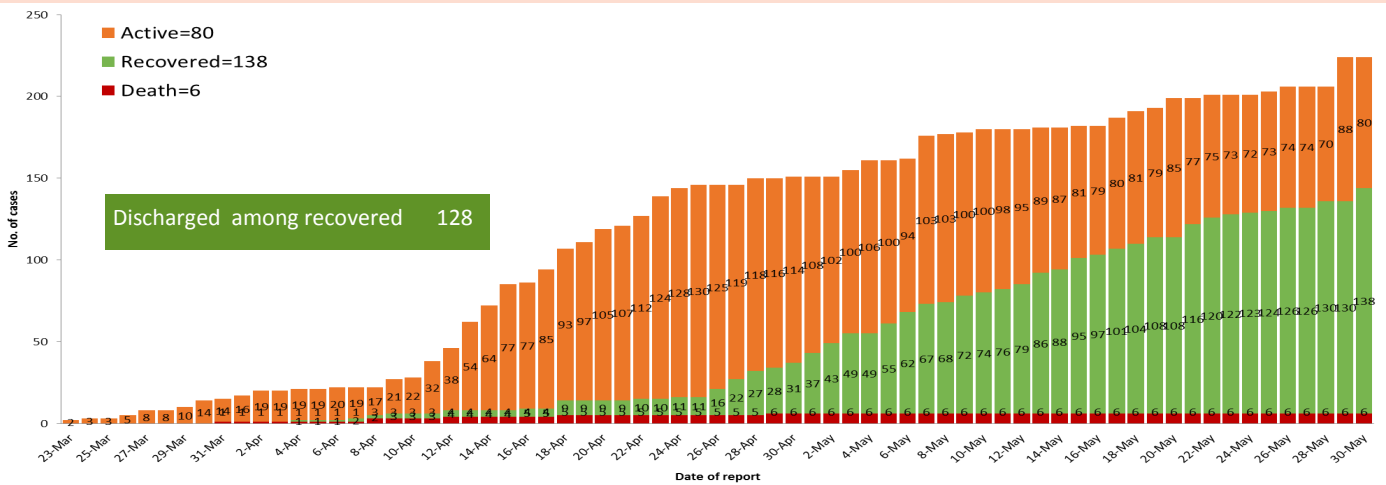
COVID-19 confirmed cases by types of transmissions (as of 31-5-2020,01:30 am) n=224



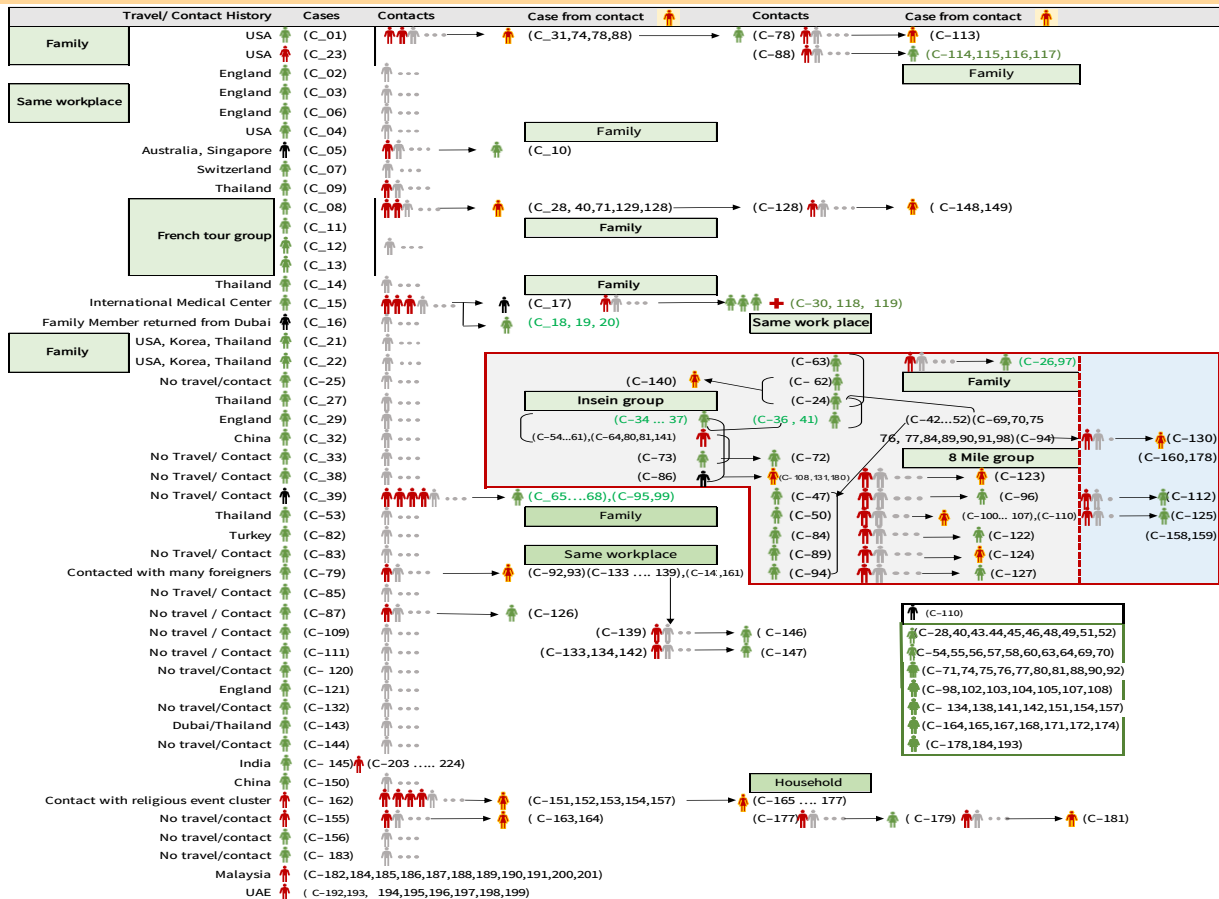
### Total laboratory confirmed cases by date (as of 31.5.2020, 01:30 am), n= 224



### Cumulative Number of active confirmed cases, recovered and death (23.3.2020– 31.5.2020), n=224



### Summary of COVID-19 confirmed cases (as of 30-5-2020), n (contacts)= 4,767



## Summary of current situation

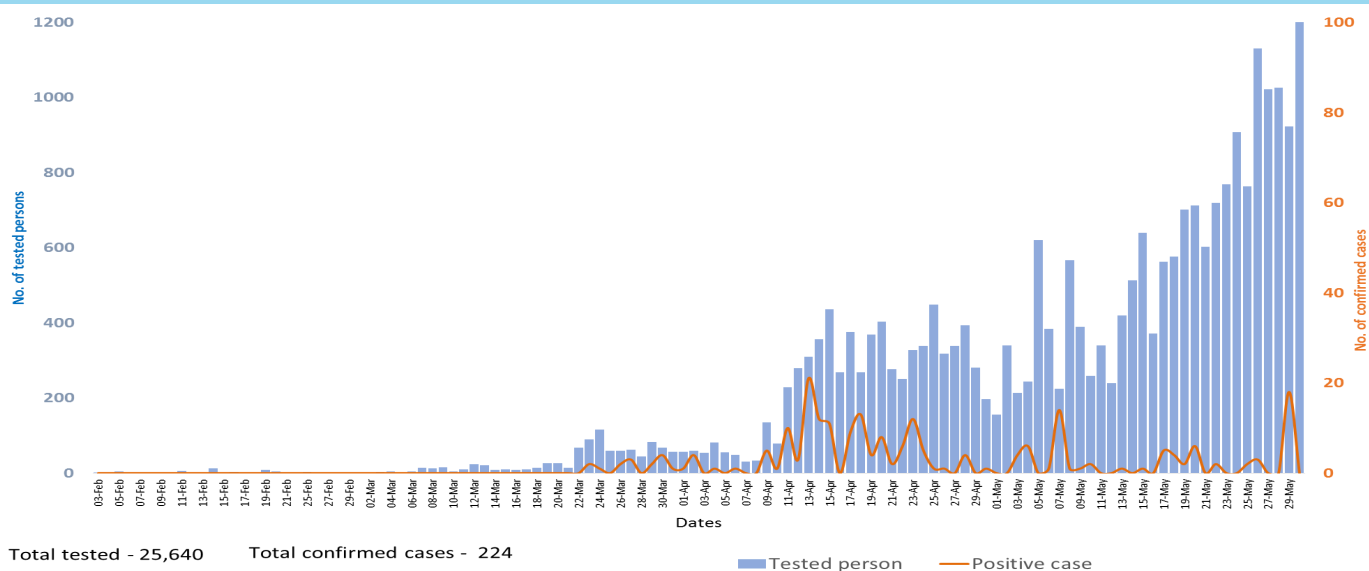
Type	New (29.5.2020–30.5.2020)	Total (on 30.5.2020)
Suspected and Person Under Investigation (PUI)	42	268
Hospital Quarantine	12	101
Facility Quarantine	1,493	51,258

Person under Investigation (PUI) by State/Region hospitals (31.1.2020 – 30.5.2020) n= 4,956

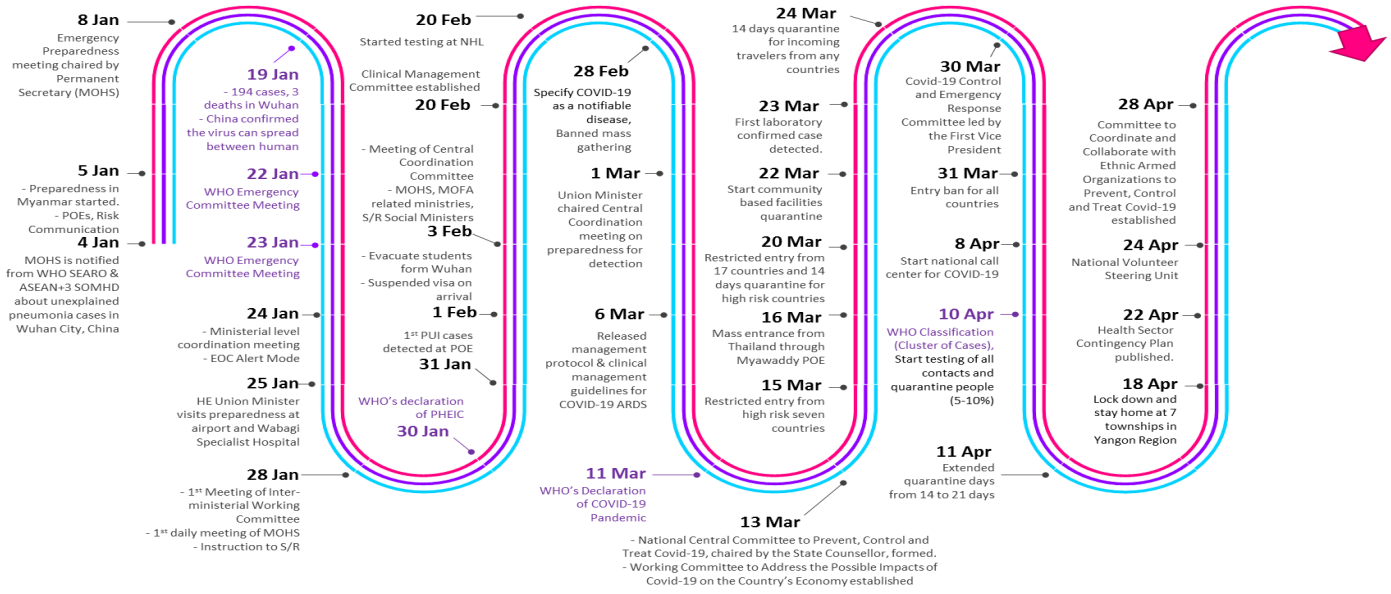
No. of Facility Quarantine sites and Quarantined people on 30.5.2020

No.	State/Region	PUI	No.	State/Region	No. of facilities	Total no. of quarantine people
1.	Yangon	2,574	1.	Magway	2,863	11,676
2.	Mandalay	888	2.	Sagaing	1,856	5,766
3.	Bago	186	3.	Kachin	669	5,631
4.	Shan (N)	171	4.	Mandalay	740	4,261
5.	Tanintharyi	168	5.	Bago	484	4,191
6.	Kayin	168	6.	Rakhine	737	3,774
7.	Shan (S)	163	7.	Ayeyarwaddy	1,015	3,520
8.	Mon	100	8.	Yangon	56	2,688
9.	Rakhine	99	9.	Shan (N)	432	2,339
10.	Shan (E)	84	10.	Kayin	194	2,017
11.	Ayeyarwaddy	74	11.	Tanintharyi	189	1,274
12.	Magway	70	12.	Shan(S)	114	1,212
13.	Sagaing	60	13.	Naypyitaw	19	1,045
14.	Kayah	54	14.	Mon	25	922
15.	Chin	50	15.	Shan (E)	11	473
16.	Naypyitaw	27	16.	Chin	47	282
17.	Kachin	20	17.	Kayah	18	187
<b>Total</b>		4,956	<b>Total</b>		9,469	51,258

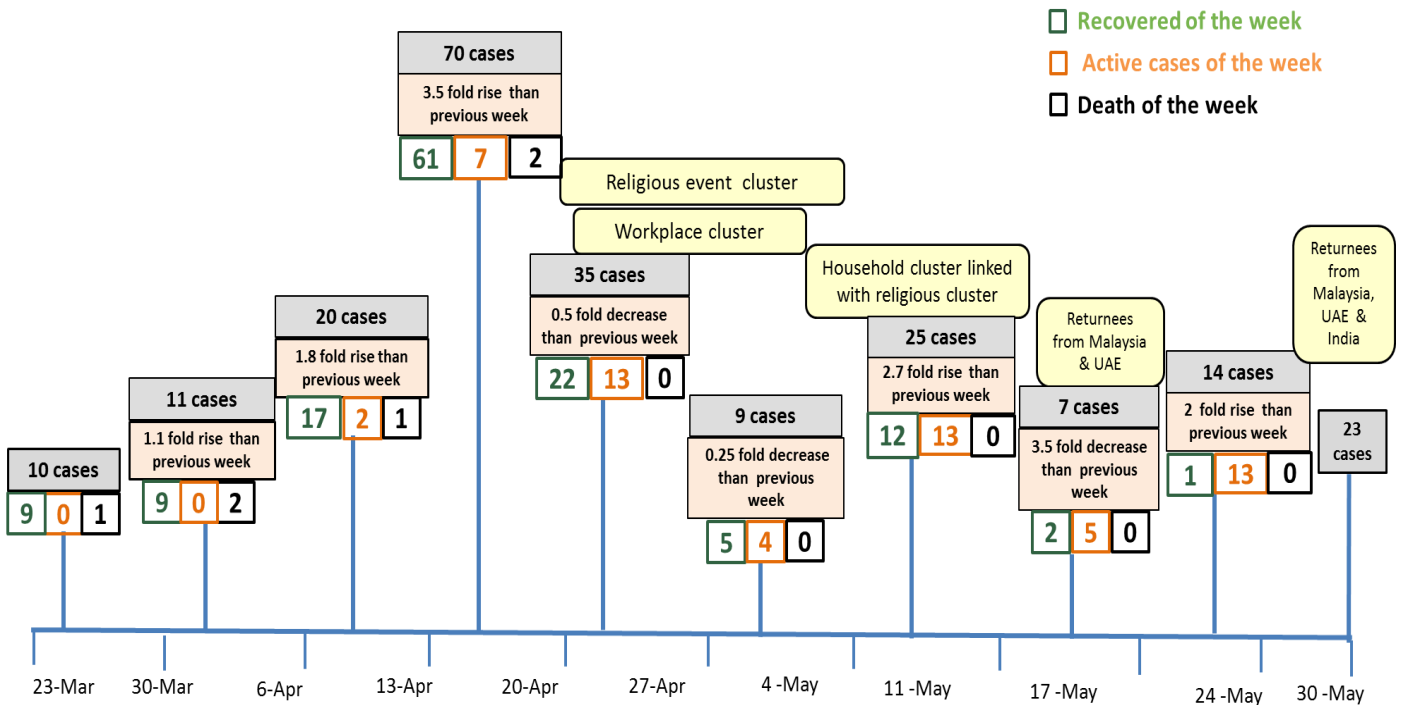
### COVID-19 confirmed cases among tested by date (as of 30.5.2020)



# Timeline of Preparedness and Response to COVID-19 in Myanmar (as of 31.5.2020)



## Summary of new confirmed cases detection after first two cases (as of 30.5.2020)



- Confirmed cases were detected as peak in the 4th week after first confirmed cases due to religious event cluster .
- Confirmed cases were decreased but still raised than the first 3 weeks due to religious event cluster and workplace cluster.
- There were an increased in numbers of cases in week 7th after the first two cases due to household cluster linked with religious cluster.
- Confirmed cases were detected again in week 8 after the first two cases because of returnees .