



Ministry of Health and Sports (Myanmar)

Department of Public Health

Central Epidemiology Unit

(30 September 2020)

Coronavirus Disease 2019 (COVID-19)

Situation Report - 176

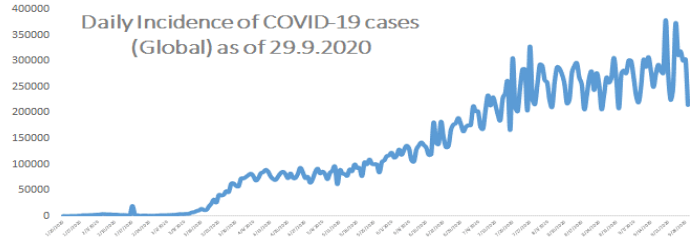
Data as reported by States and Regions by 29 September 2020

WHO Coronavirus Disease (COVID-19) Dashboard data as of 5:08 PM CEST 29 September 2020

Confirmed cases
33,249,563

Deaths
1000,040

Case Fatality Rate
3%



Myanmar Situation

Total Tested
263,863

Confirmed Cases
12,427

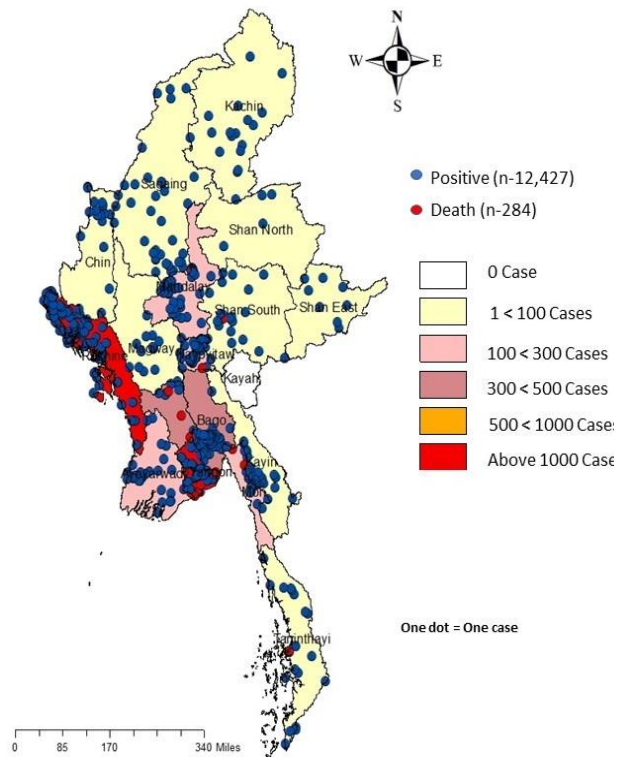
Negative
251,436

Discharged
3,391
27.3% of Confirmed cases

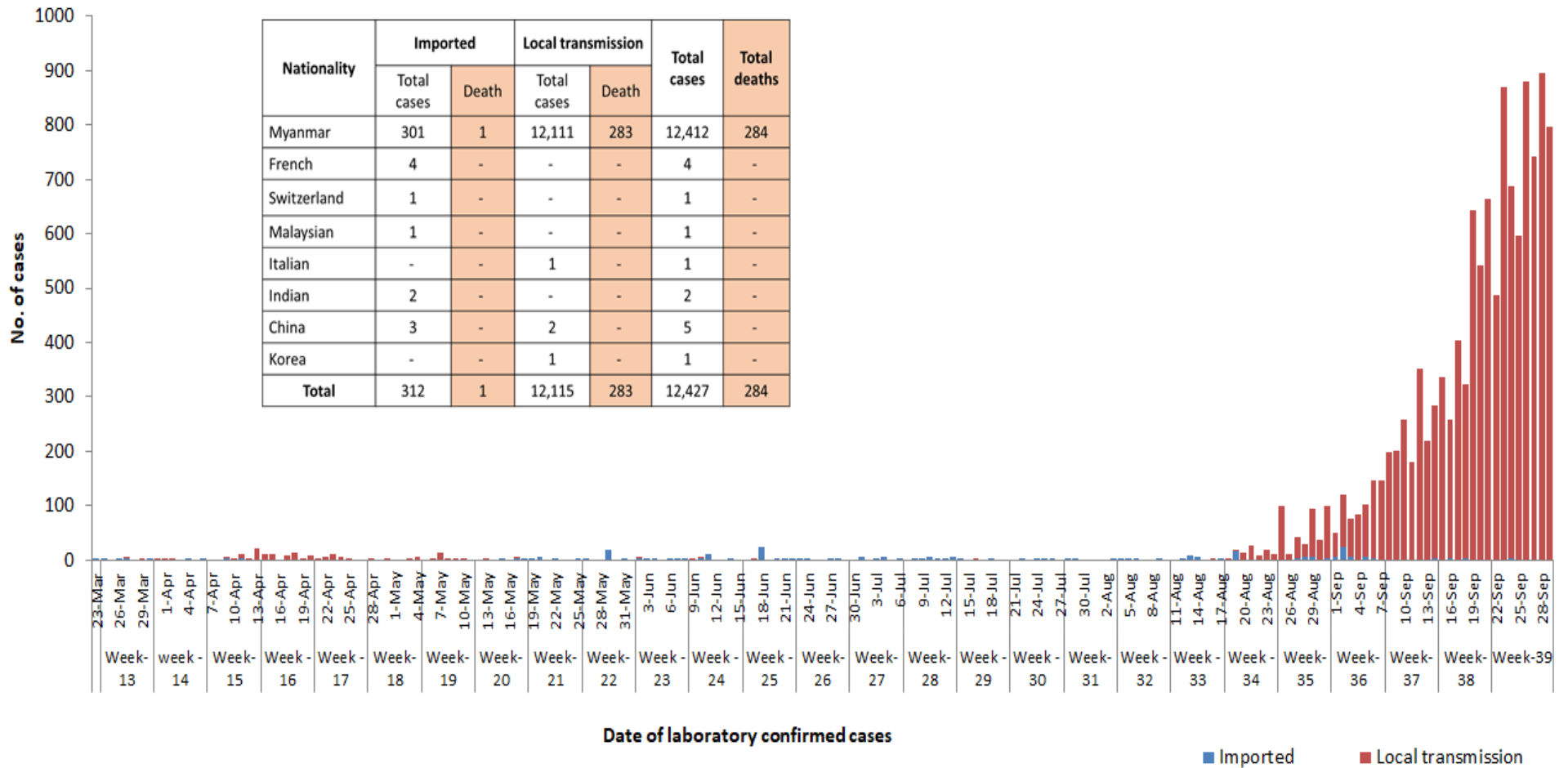
Death
284
2.3% of Confirmed cases

No	State/Region	COVID -19 Confirmed case	New confirmed cases within 24 hours	Deaths
1	Yangon	9,289	663	267
2	Rakhine	1,544	23	3
3	Bago	366	18	3
4	Mandalay	296	30	1
5	Mon	272	11	5
6	Ayeyarwaddy	249	14	
7	Naypyitaw	130	2	3
8	Sagaing	58	-	-
9	Kayin	44	2	-
10	Kachin	44	24	-
11	Magway	43	7	-
12	Chin	38	-	-
13	Thanintharyi	27	3	1
14	Shan (South)	17	-	1
15	Shan (East)	6	-	-
16	Shan (North)	4	-	-
17	Kayah	-	-	-
Total		12,427	797	284

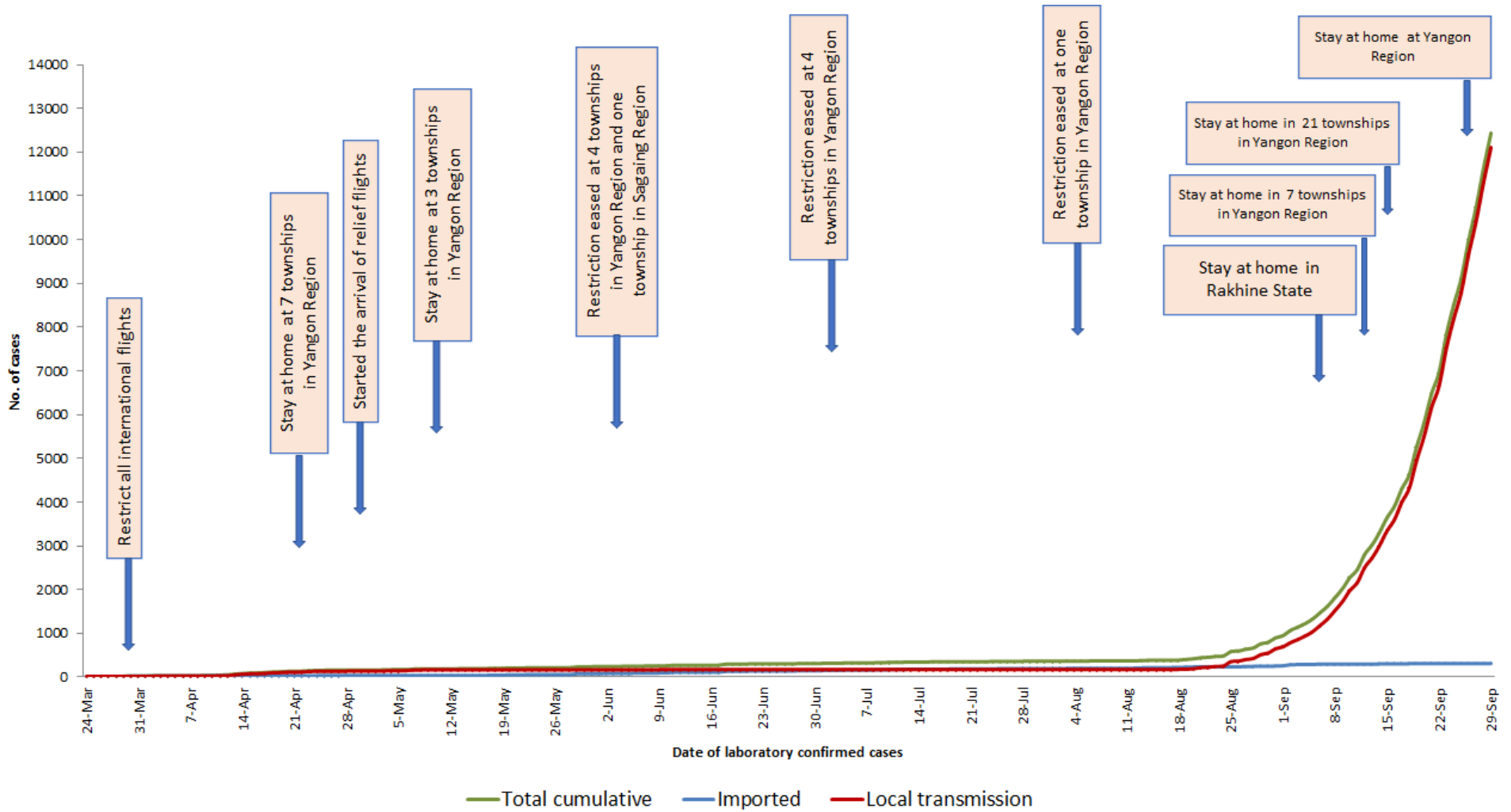
Map showing COVID-19 laboratory confirmed cases



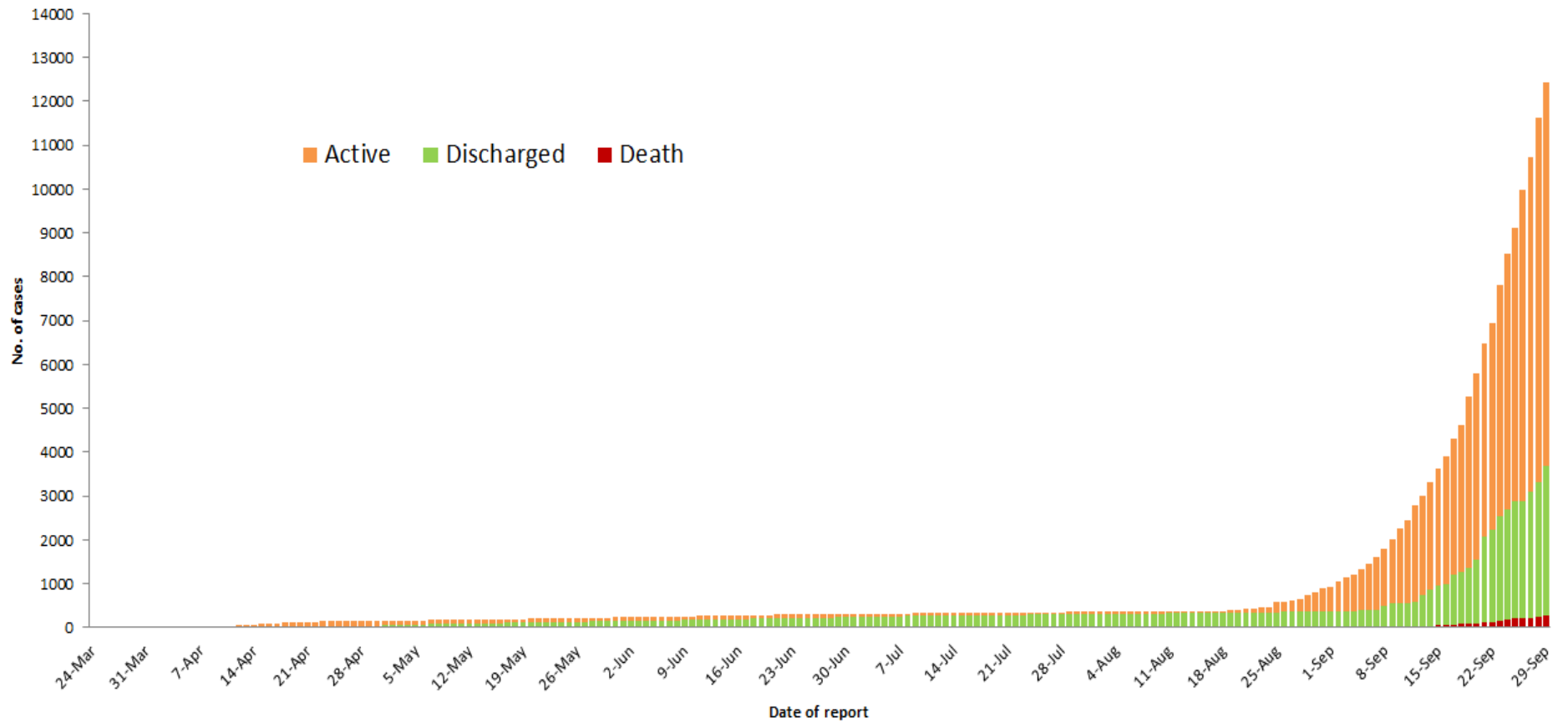
COVID-19 confirmed cases by types of transmissions (as of 29.9.2020) n=12,427



Total laboratory confirmed cases by date (as of 29.9.2020), n= 12,427



Cumulative Number of active confirmed cases, recovered and deaths (23.3.2020 – 29.9.2020), n (cumulative)=12,427



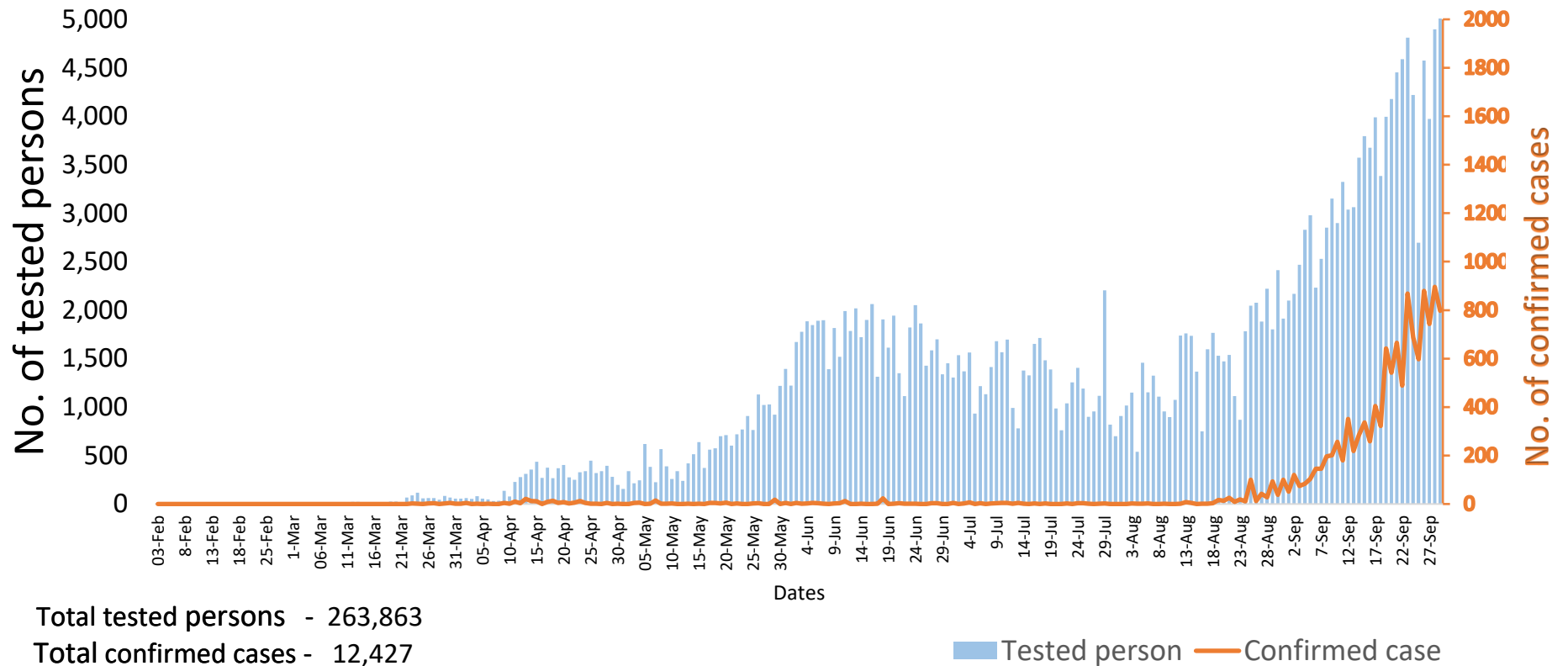
Summary of current situation		
Type	New (28.9.2020-29.9.2020)	Total (on 29.9.2020)
Suspected and Person Under Investigation (PUI)	405	1461
Hospital Quarantine	71	377
Facility Quarantine	2,661	45,434

Person under Investigation (PUI) by State/Region hospitals (31.1.2020 – 29.9.2020) n= 15,549	No. of Facility Quarantine sites and Quarantined people on 29.9.2020
--	--

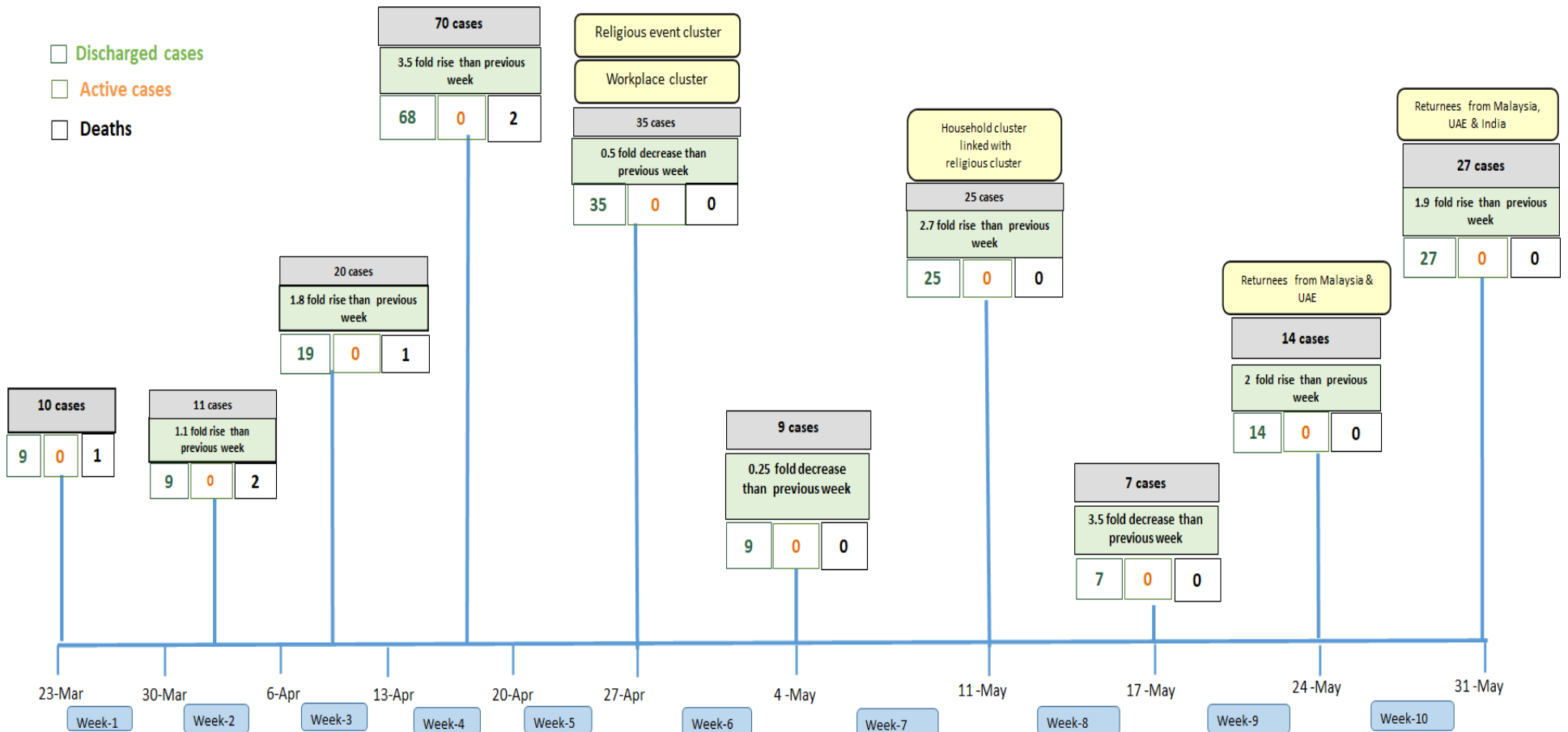
No.	State/Region	PUI	No.	State/Region	No. of facilities	Total no. of quarantine
1	Yangon	9594	1	Bago	1100	8886
2	Mandalay	2320	2	Ayeyarwaddy	1143	6289
3	Mon	643	3	Yangon	92	5188
4	Kayin	470	4	Magway	632	4589
5	Magway	398	5	Sagaing	641	4318
6	Rakhine	334	6	Mon	111	2845
7	Shan (N)	330	7	Mandalay	479	2821
8	Bago	321	8	Kachin	248	2382
9	Ayeyarwaddy	284	9	Kayin	387	2093
10	Shan (S)	143	10	Rakhine	295	1614
11	Thanintharyi	141	11	Shan South	133	1114
12	Shan (E)	139	12	Tanintharyi	153	975
13	Sagaing	125	13	Naypyitaw	13	793
14	Naypyitaw	97	14	Shan North	338	699
15	Kayah	87	15	Kayah	12	389
16	Kachin	73	16	Chin	25	324
17	Chin	50	17	Shan East	16	115
Total		15,549	Total		5,818	45,434

*Facility quarantine rule changed from 21 days to 14 days on 11-9-2020 while 7 days home quarantine rule remain unchanged.

COVID-19 confirmed cases among tested by date (as of 29.9.2020)

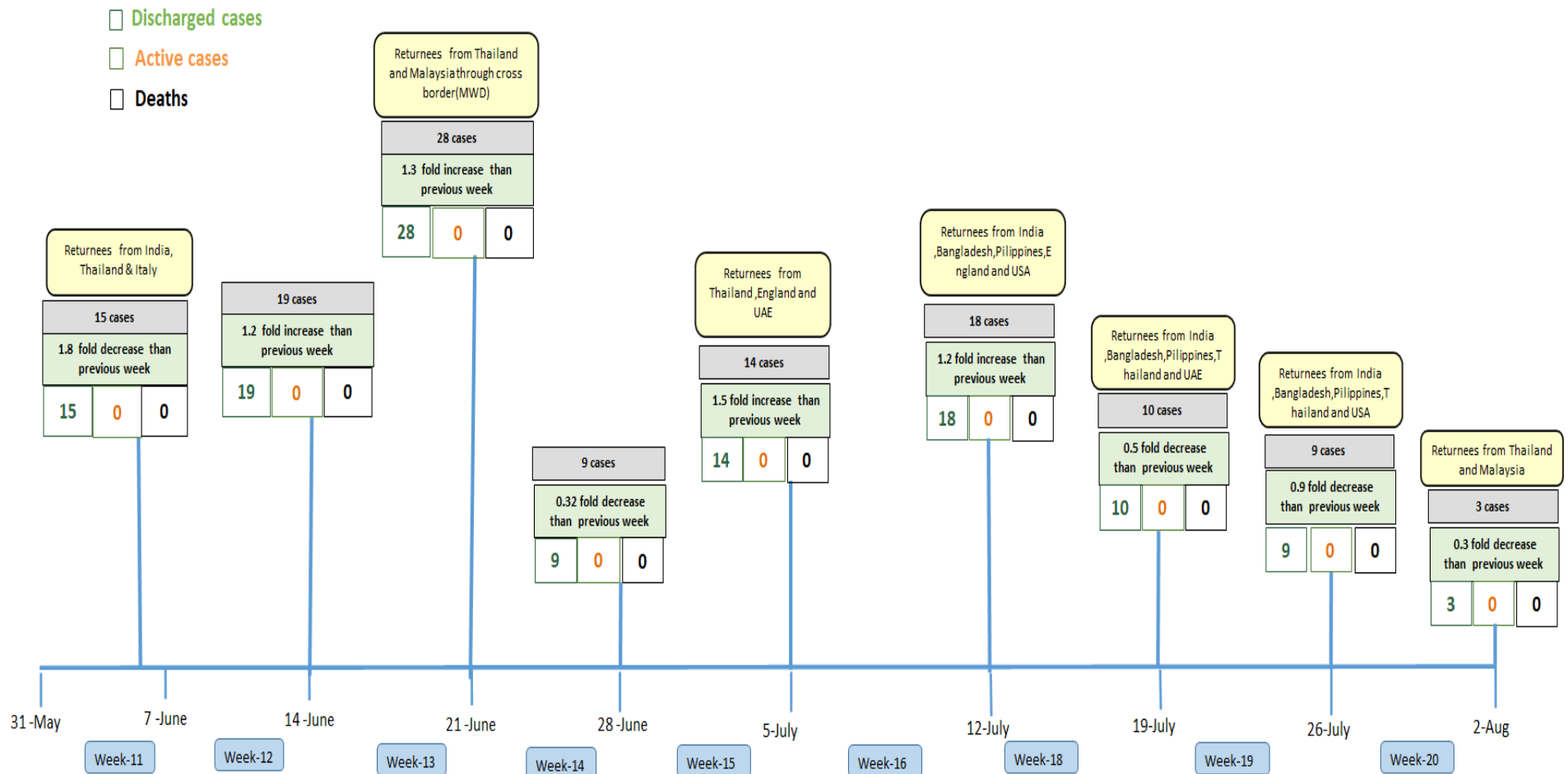


Summary of new confirmed cases detection after first two cases (as of 29.9.2020)



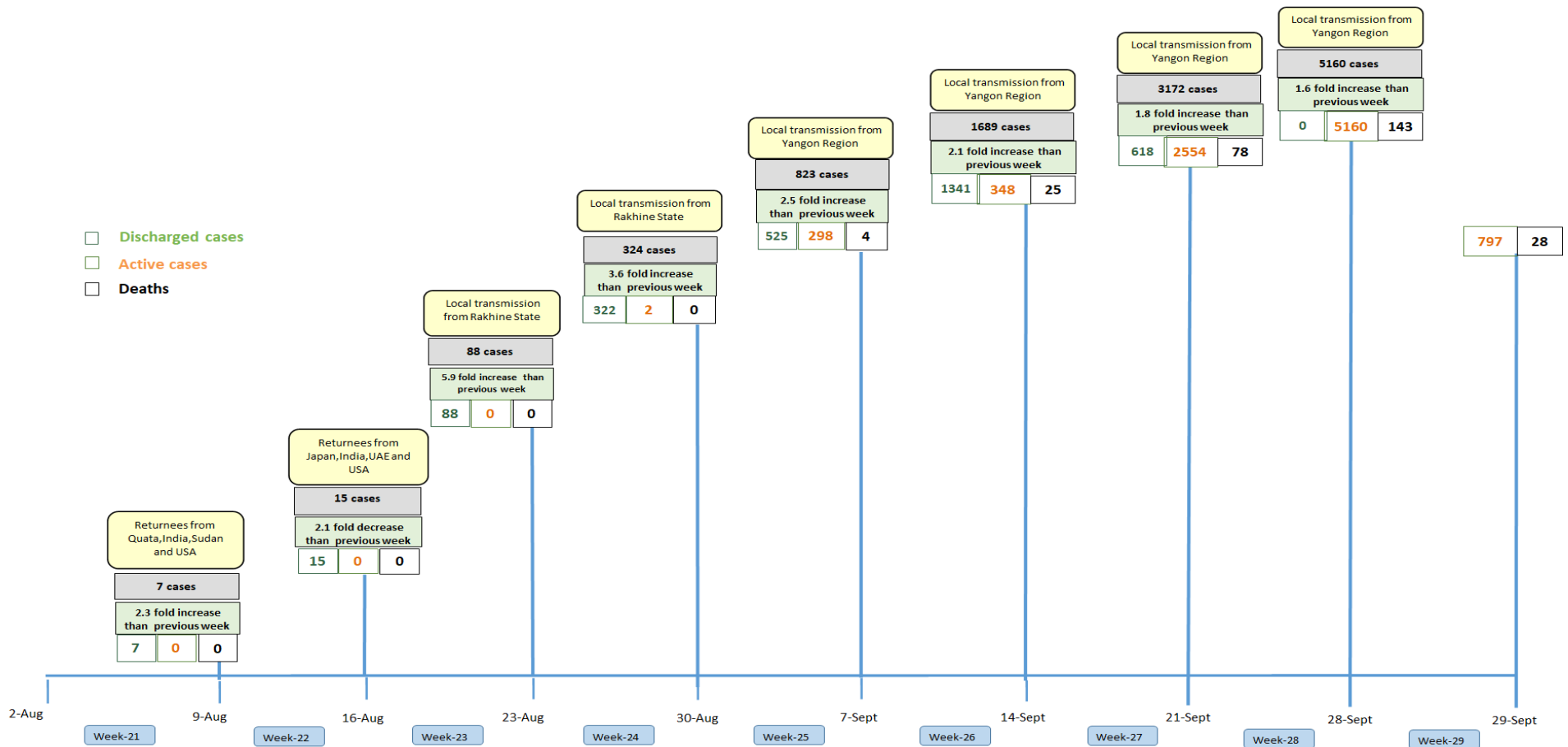
- Confirmed cases were detected as a peak in the 4th week after first confirmed cases due to the religious event cluster.
- Confirmed cases were decreased but still raised than the first 3 weeks due to the religious event cluster and workplace cluster.
- There were an increased in numbers of cases in the 7th week after the first two cases due to the household cluster linked with a religious cluster.
- Confirmed cases were detected by a nearly two-fold rise in the 9th and 10th weeks after the first two cases because of returnees coming back by relief flights.

Summary of new confirmed cases detection after first two cases (as of 29.9.2020)



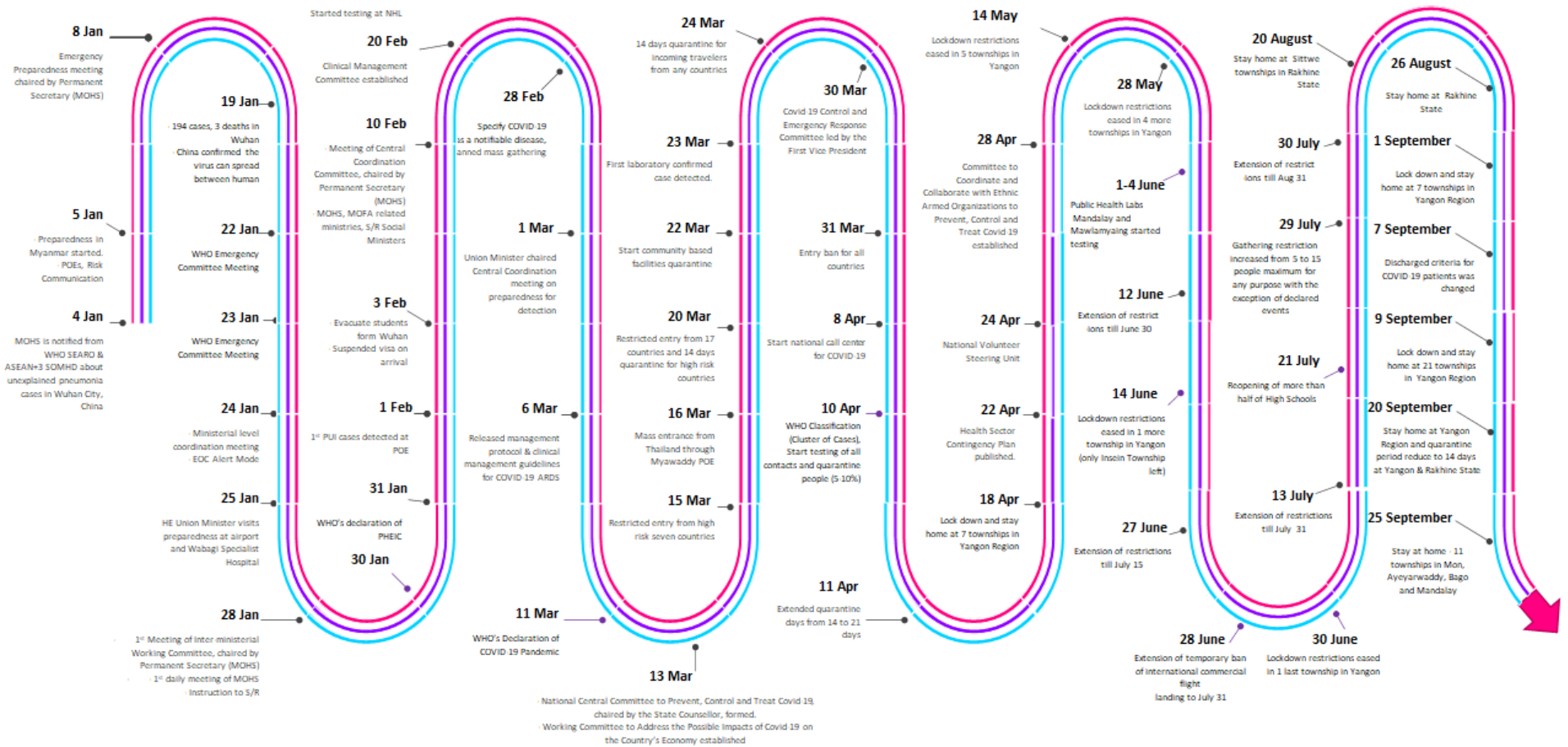
- Confirmed cases were detected as a peak in the 4th week after first confirmed cases due to the religious event cluster.
- Confirmed cases were decreased but still raised than the first 3 weeks due to the religious event cluster and workplace cluster.
- There were an increased in numbers of cases in the 7th week after the first two cases due to the household cluster linked with a religious cluster.
- Confirmed cases were detected by a nearly two-fold rise in the 9th and 10th weeks after the first two cases because of returnees coming back by relief flights.

Summary of new confirmed cases detection after first two cases (as of 29.9.2020)



- Confirmed cases were detected as a peak in the 4th week after first confirmed cases due to the religious event cluster.
- Confirmed cases were decreased but still raised than the first 3 weeks due to the religious event cluster and workplace cluster.
- There were an increased in numbers of cases in the 7th week after the first two cases due to the household cluster linked with a religious cluster.
- Confirmed cases were detected by a nearly two-fold rise in the 9th and 10th weeks after the first two cases because of returnees coming back by relief flights.

Timeline of Preparedness and Response to COVID-19 in Myanmar (as of 29.9.2020)



Hotline Number— 0673 420 268

Data source - CEU, DMS, NHL, PHL (MDY and MLM), DMR, DSGH, State and Region Health Departments