



Ministry of Health and Sports (Myanmar)

Department of Public Health

Central Epidemiology Unit

(3 July 2020)

Coronavirus Disease 2019 (COVID-19)

Situation Report - 87

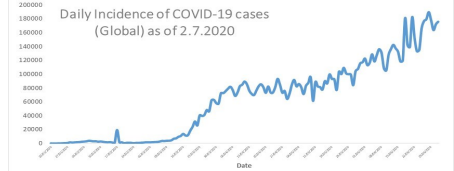
Data as reported by States and Regions by 11:00 PM MST 2 July 2020

Global Situation
(WHO situation report - 164)
data as of 14:30 MST 2 July 2020

Confirmed cases
10,533,779

Deaths
512,842

Case Fatality Rate
4.8 %

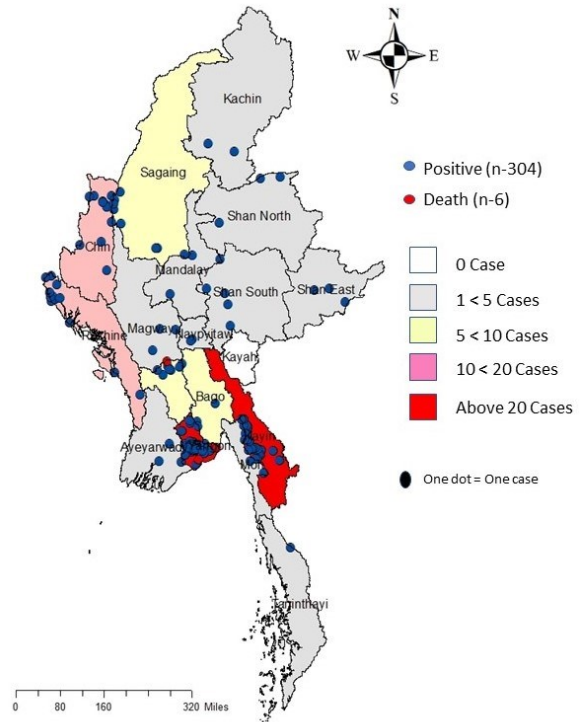


Myanmar Situation

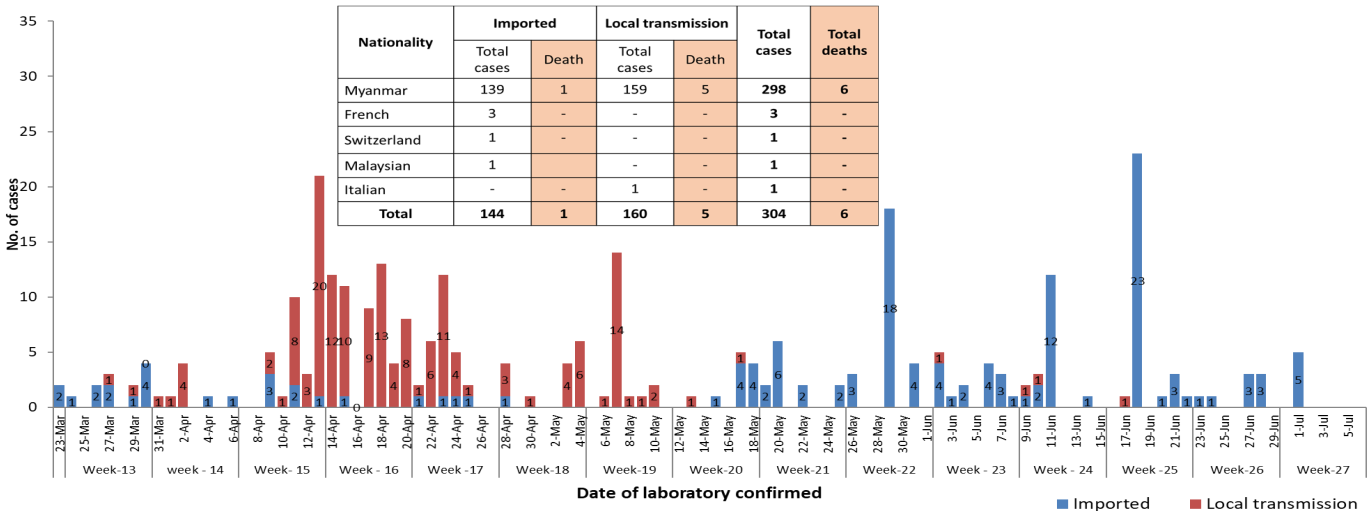
Total tested 80,607	Confirmed cases 304	Negative 80,303	Recovered 237 77.9% of confirmed cases	Active 61 20.0% of confirmed cases	Death 6 1.9% of confirmed cases
--------------------------------------	--------------------------------------	----------------------------------	--	--	---

No.	State/Region	COVID-19 Confirmed case	Recovered	Deaths
1	Yangon	213	169(1 New)	5
2	Kayin	26	13 (11 New)	-
3	Rakhine	12	5(1 New)	-
4	Chin	10	9	-
5	Sagaing	9	8	-
6	Bago	9	7	1
7	Shan(South)	4	4	-
8	Mandalay	3	3	-
9	Shan(East)	3	4	-
10	Shan(North)	3	2	-
11	Magway	3	3	-
12	Naypyitaw	2	2	-
13	Ayeyarwaddy	2	2	-
14	Kachin	2	2	-
15	Mon	2	2(1 New)	-
16	Thanintharyi	1	1	-
17	Kayah	-	-	-
Total		304	237(14 New)	6

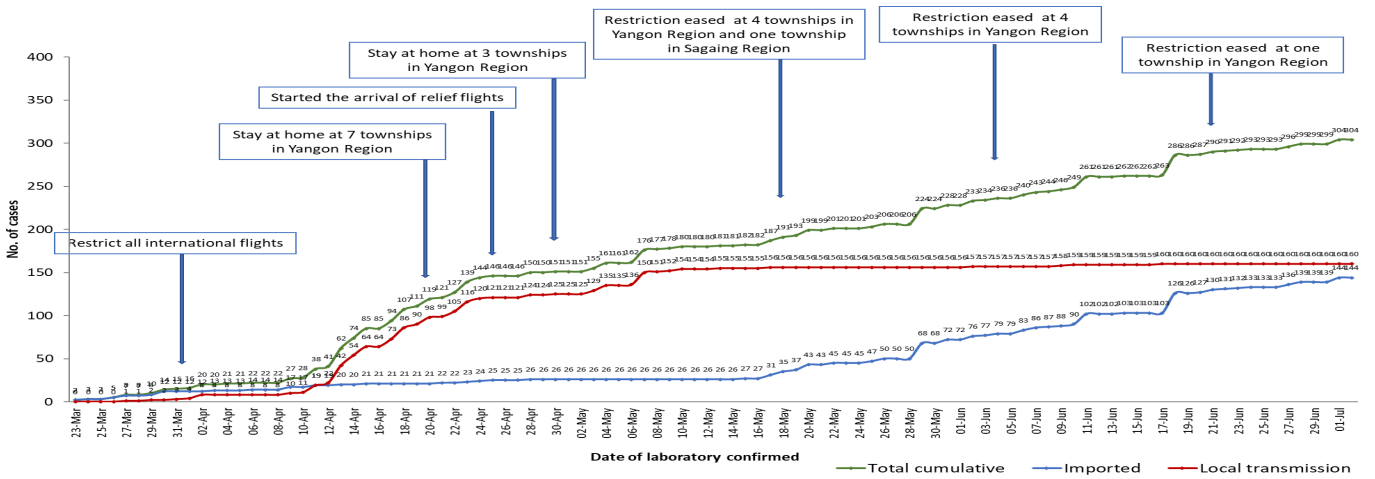
Map showing COVID-19 laboratory confirmed cases



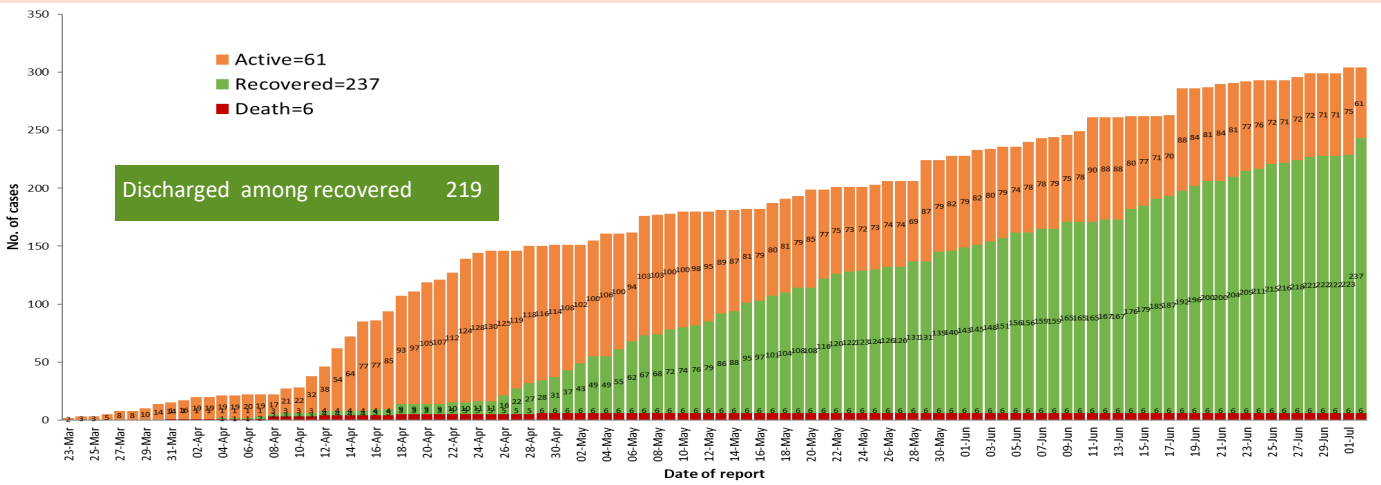
COVID-19 confirmed cases by types of transmissions (as of 2.7.2020, 11:00 pm) n=304



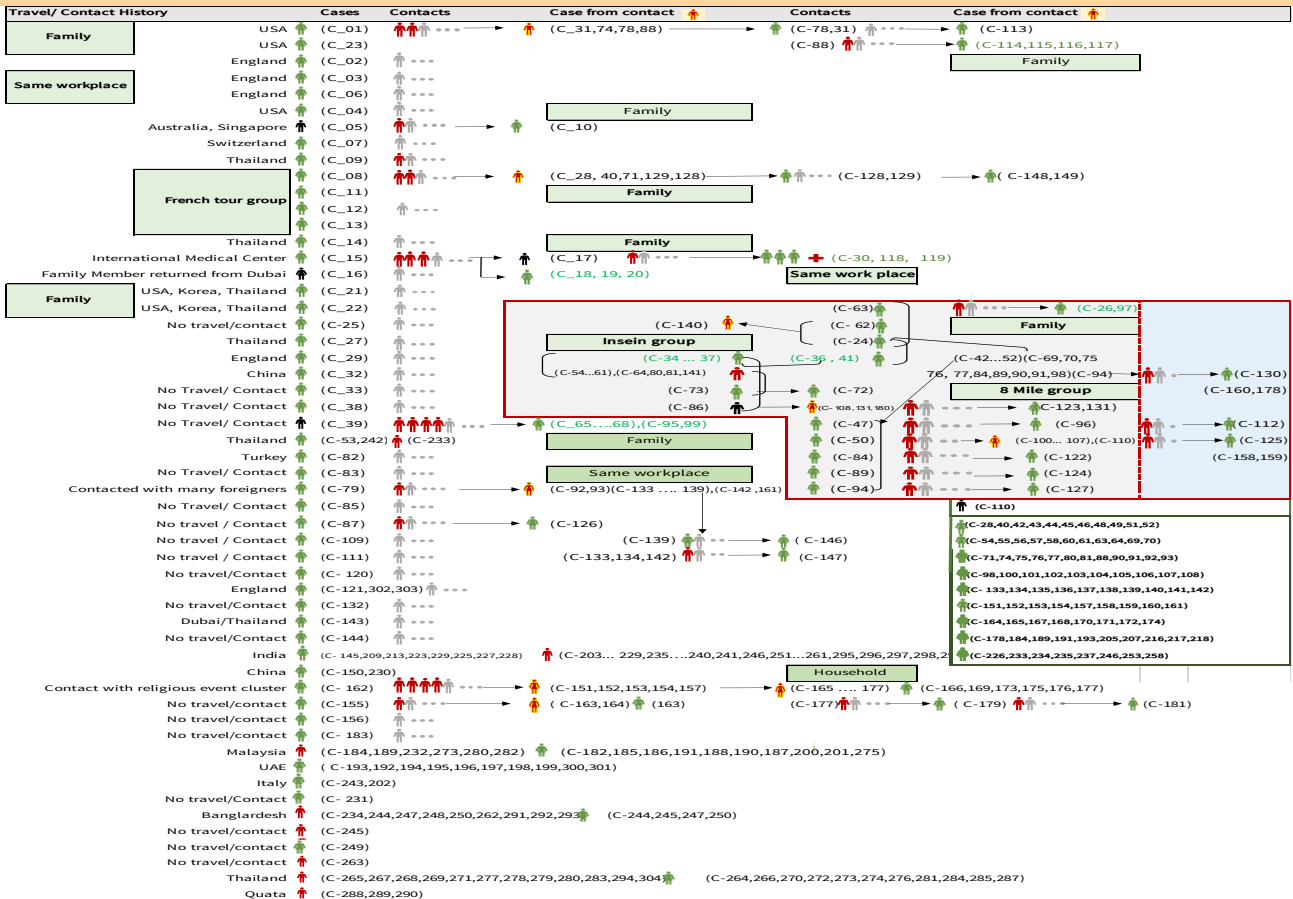
Total laboratory confirmed cases by date (as of 2.7.2020, 11:00 pm), n= 304



Cumulative Number of active confirmed cases, recovered and deaths (23.3.2020 – 2.7.2020), n (cumulative)=304



Summary of COVID-19 confirmed cases (as of 2.7.2020), n (contacts)= 5,624



Summary of current situation

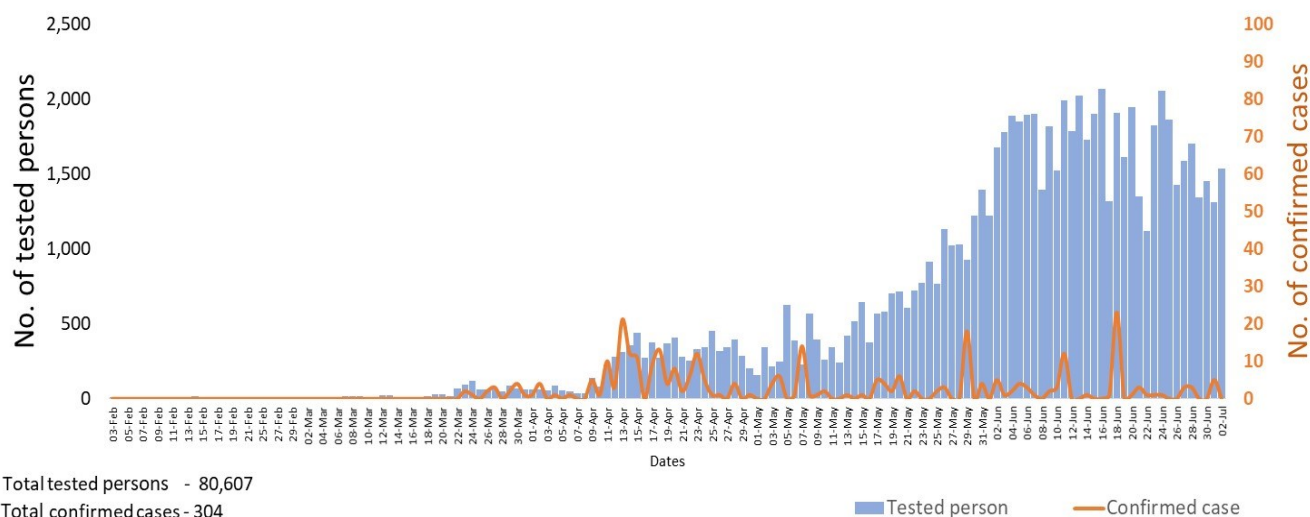
Type	New (1.7.2020-2.7.2020)	Total (on 2.7.2020)
Suspected and Person Under Investigation (PUI)	16	210
Hospital Quarantine	4	51
Facility Quarantine	1,276	23,661

Person under Investigation (PUI) by State/Region hospitals (31.1.2020 – 2.7.2020) n= 6,053

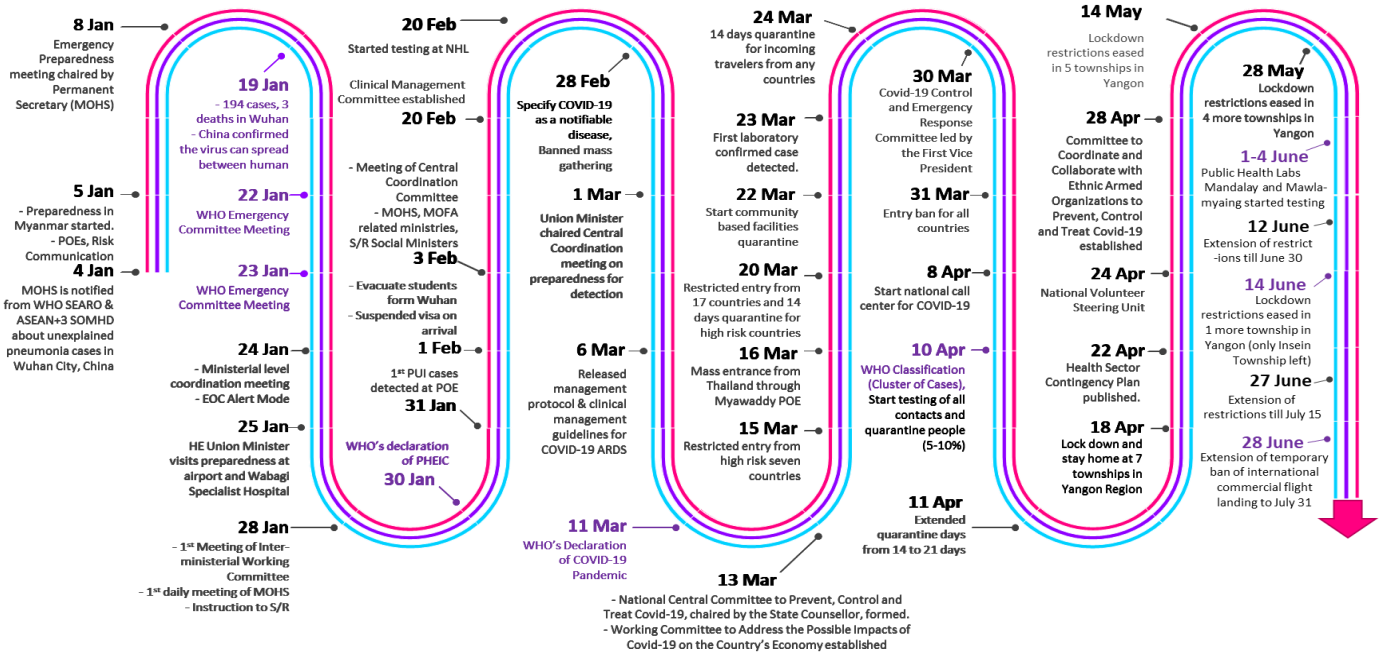
No. of Facility Quarantine sites and Quarantined people on 2.7.2020

No.	State/Region	PUI	No.	State/Region	No. of facilities	Total no. of quarantine
1.	Yangon	3,083	1.	Yangon	83	4,091
2.	Mandalay	1,191	2.	Bago	290	2,954
3.	Kayin	237	3.	Kayin	467	2,468
4.	Mon	227	4.	Magway	2,581	2,449
5.	Shan(N)	203	5.	Mon	259	2,381
6.	Magway	201	6.	Kachin	414	1,623
7.	Bago	180	7.	Mandalay	117	1,441
8.	Shan (E)	115	8.	Rakhine	321	1,167
9.	Ayeyarwaddy	102	9.	Sagaing	969	1,161
10.	Shan(S)	98	10.	Tanintharyi	189	996
11.	Sagaing	88	11.	Shan S	112	858
12.	Kayah	76	12.	Ayeyarwaddy	199	823
13.	Rakhine	67	13.	Naypyitaw	5	524
14.	Naypyitaw	63	14.	Shan North	245	266
15.	Thanintharyi	61	15.	Shan East	11	187
16.	Kachin	35	16.	Chin	24	143
17.	Chin	26	17.	Kayah	18	129
Total		6,053	Total		6,304	23,661

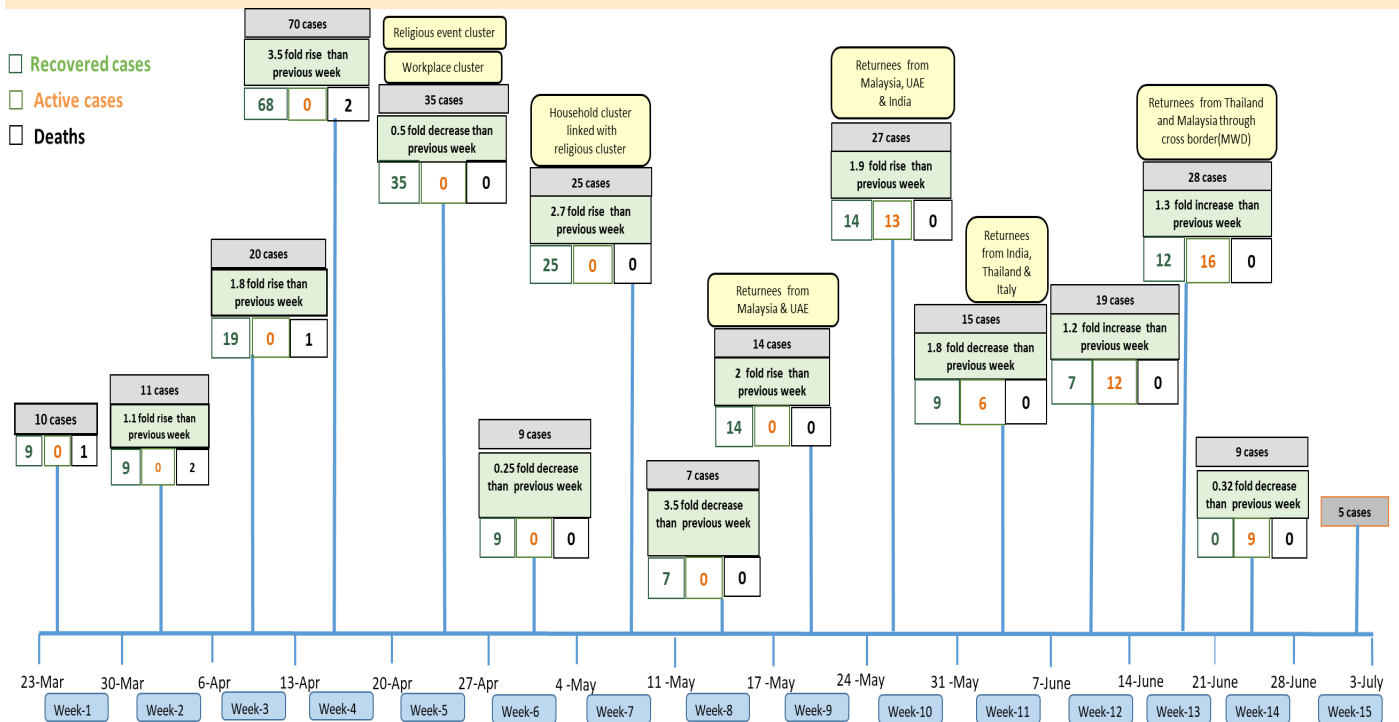
COVID-19 confirmed cases among tested by date (as of 2.7.2020)



Timeline of Preparedness and Response to COVID-19 in Myanmar (as of 2.7.2020)



Summary of new confirmed cases detection after first two cases (as of 2.7.2020)



- Confirmed cases were detected as a peak in the 4th week after first confirmed cases due to the religious event cluster.
- Confirmed cases were decreased but still raised than the first 3 weeks due to the religious event cluster and workplace cluster.
- There were an increased in numbers of cases in the 7th week after the first two cases due to the household cluster linked with a religious cluster.
- Confirmed cases were detected by a nearly two-fold rise in the 9th and 10th weeks after the first two cases because of returnees coming back by relief flights.