



Ministry of Health and Sports (Myanmar)

Department of Public Health

Central Epidemiology Unit

(12 December 2020)

Situation Report -249

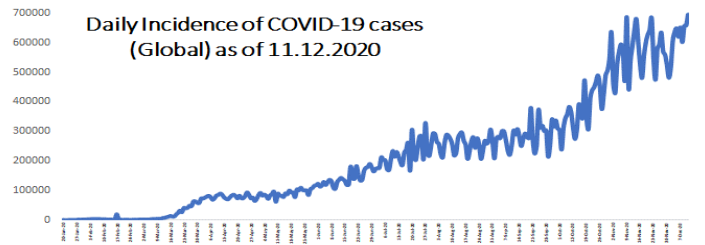
Coronavirus Disease 2019 (COVID-19)

WHO Coronavirus Disease (COVID-19) Dashboard data as of 5:22 PM CEST 11 December 2020

Confirmed cases
69,134,479

Deaths
1,575,919

Case Fatality Rate
2.3%



Myanmar Situation

Data as reported by States and Regions by 11 December 2020

Total Tested-1,395,088

105,863

Confirmed Cases

84,338

Discharged

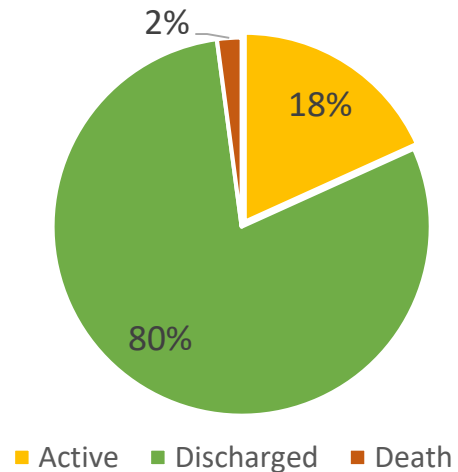
1,289,225

Negative

2,220

Death

Current Situation of Confirmed cases (23.3.2020-11.12.2020), n=105,863



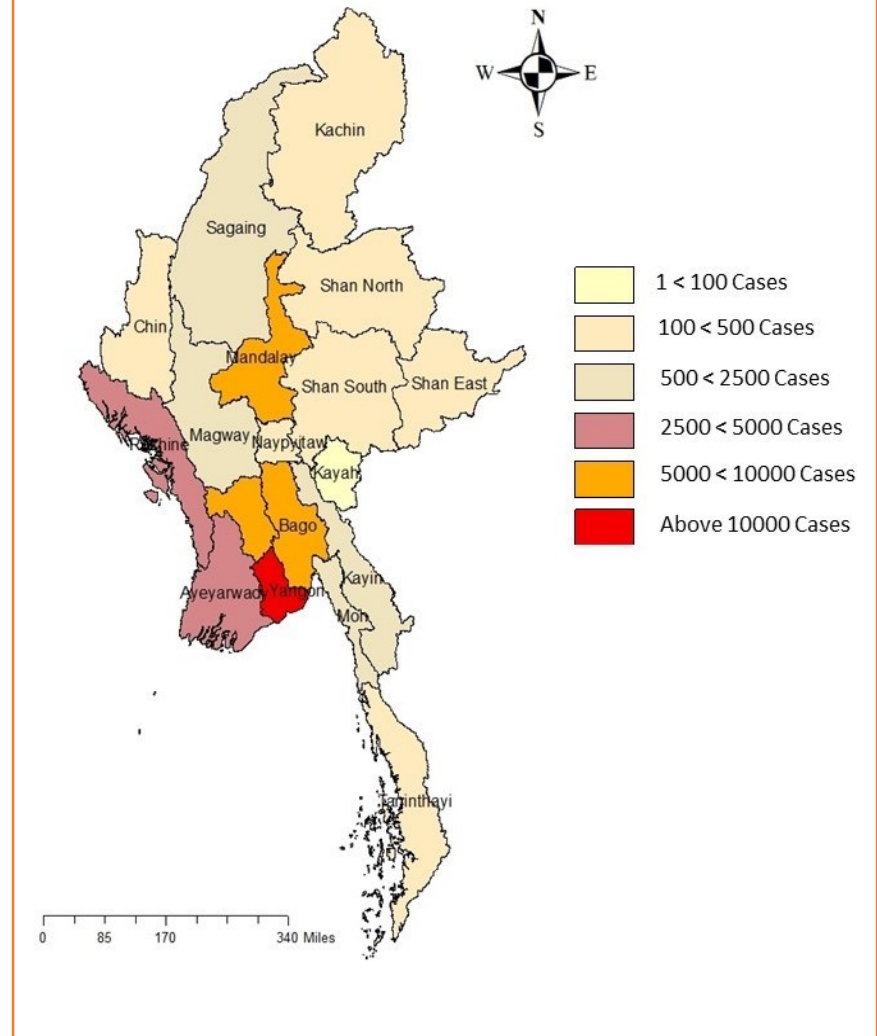
COVID-19 confirmed cases by two phases (23.3.2020 – 11-12-2020), n=105,863

Date	Local transmission		Imported		Total cases	Total Death
	No. of cases	Death	No. of case	Death		
(23.3.2020-15.8.2020)	161	5	213	1	374	6
(16.8.2020-11.12.2020)	105204	2214	285	-	105489	2214
Total	105365	2219	498	1	105863	2220

COVID-19 confirmed cases and death by State/Region (23.3.2020 – 11-12-2020), n=105,863

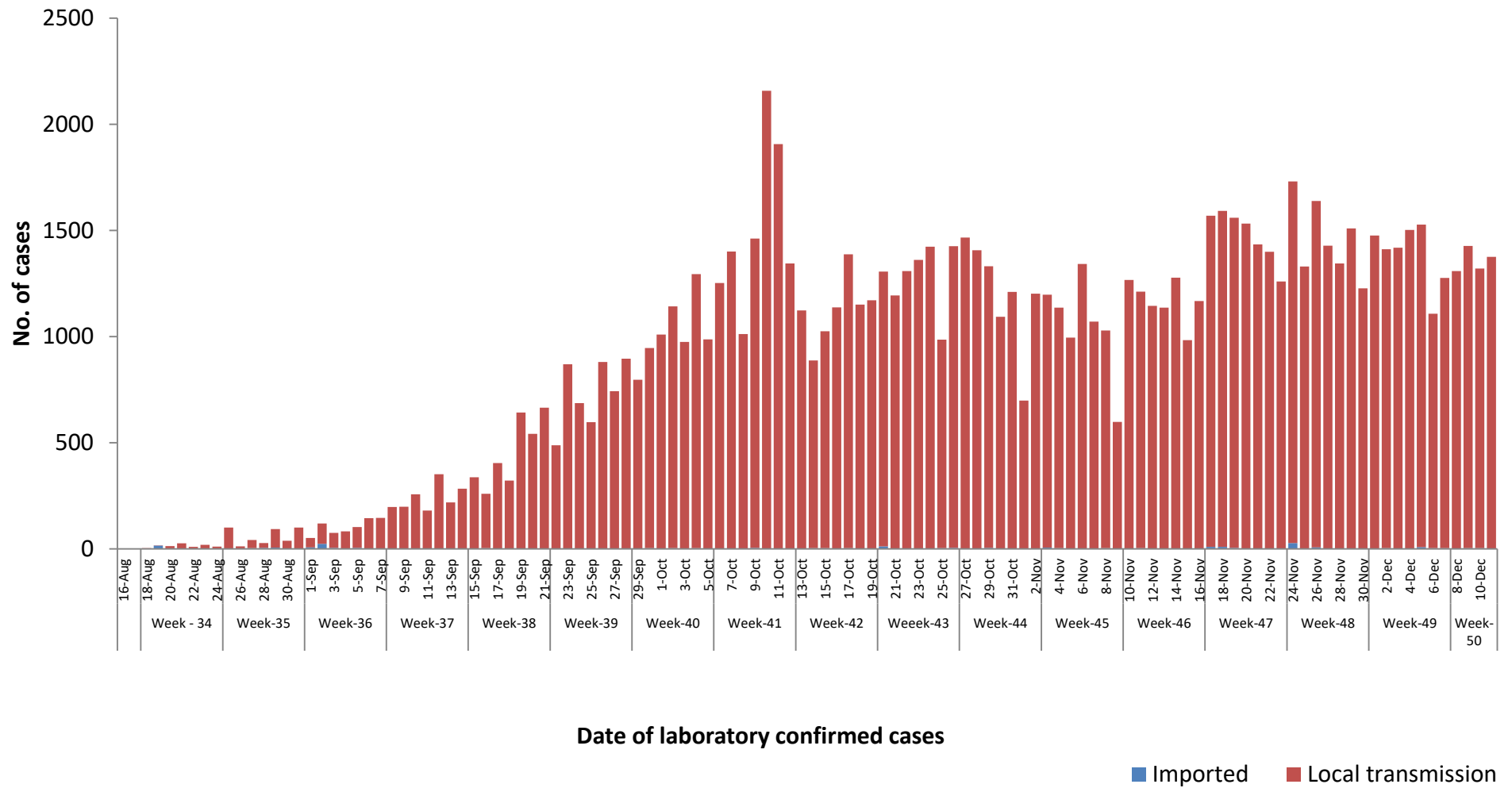
No	State/Region	COVID –19 Confirmed case	New confirmed cases within 24 hours	Deaths
1	Yangon	75,096	785	2,053
2	Mandalay	8,937	284	70
3	Bago	6,283	88	11
4	Rakhine	3,948	16	27
5	Ayeyarwaddy	3,659	49	21
6	Magway	1,901	26	1
7	Mon	1,803	32	14
8	Sagaing	1,259	32	4
9	Kayin	825	8	12
10	Naypyitaw	511	8	3
11	Thanintharyi	495	-	-
12	Kachin	366	8	-
13	Shan (South)	356	24	1
14	Chin	150	10	1
15	Shan (East)	124	3	-
16	Shan (North)	121	3	2
17	Kayah	29	-	-
Total		105,863	1,376	2,220

Map showing COVID-19 laboratory confirmed cases

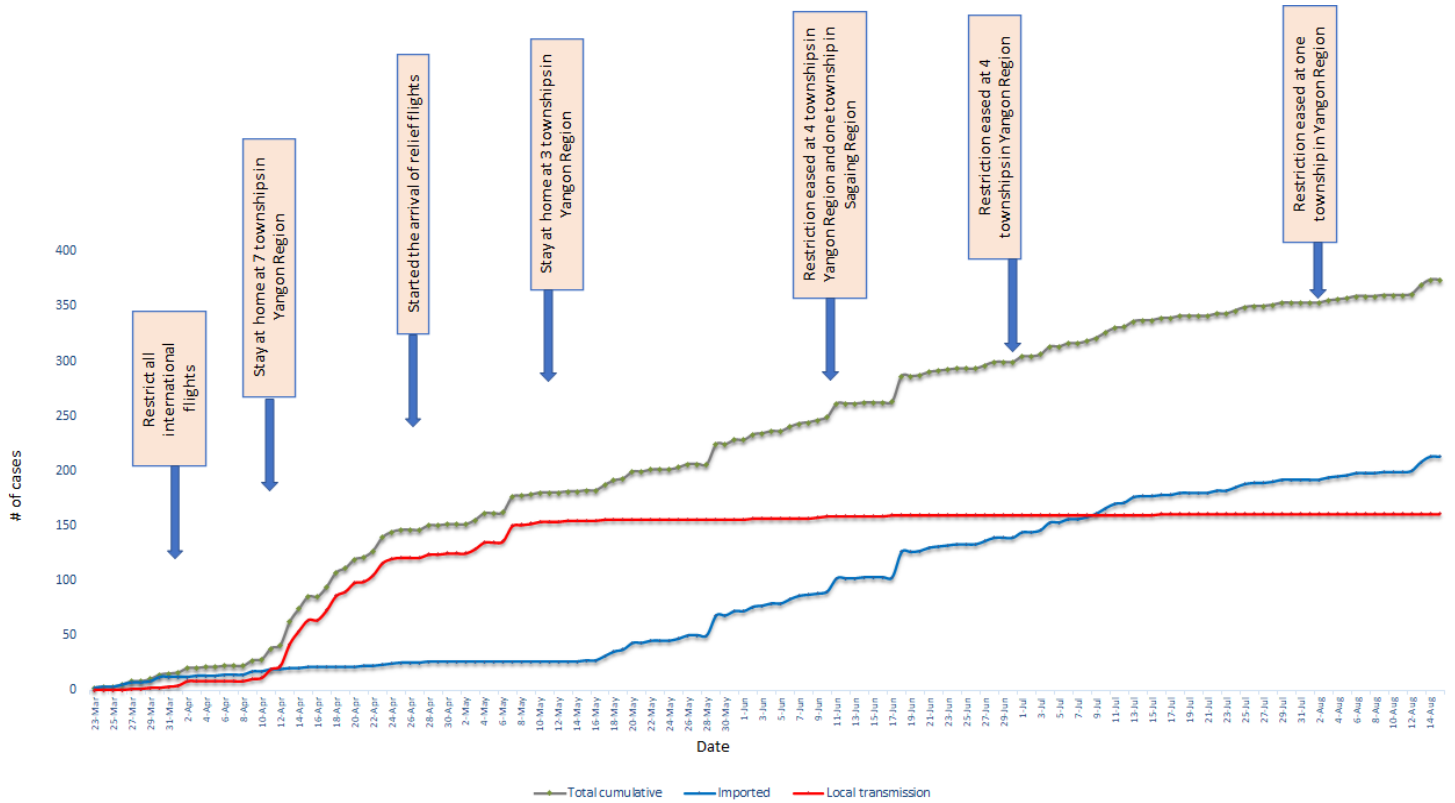


*No. of new cases by State and Region are counted according to epidemiology situation

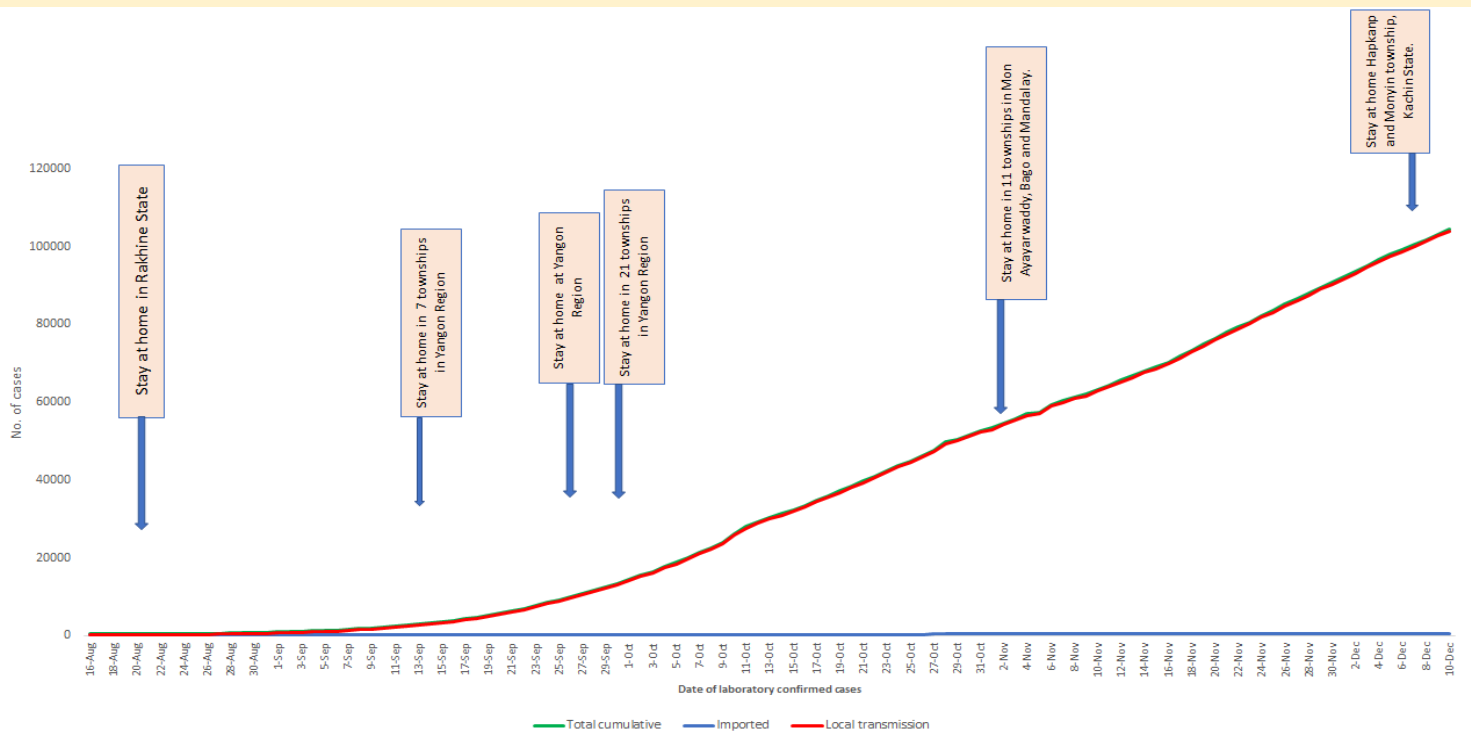
COVID-19 confirmed cases by types of transmissions (as of 11.12.2020) n=105,863



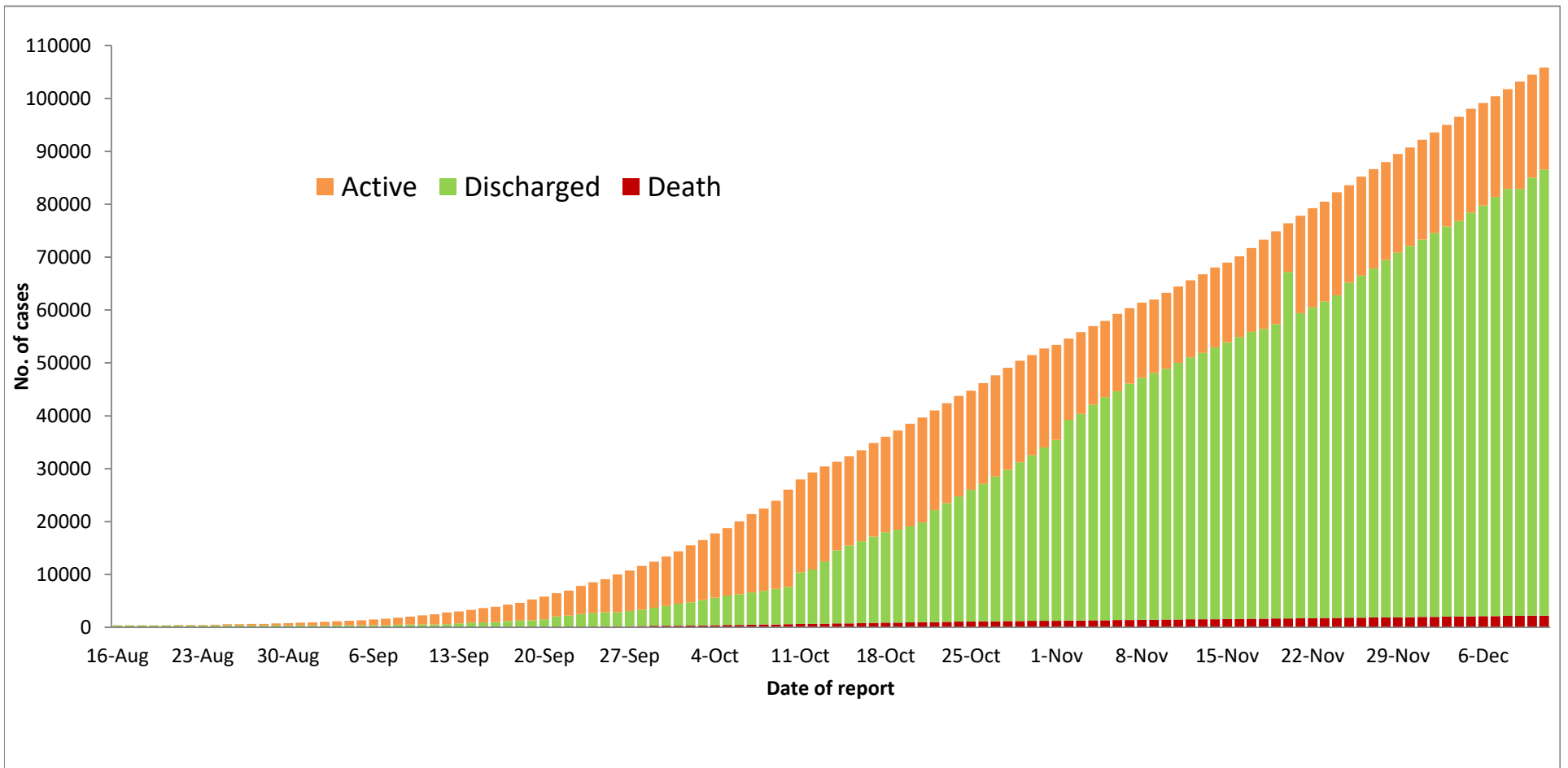
Total cumulative number of cases, imported and local transmission cases by date (23.3.2020- 15.8.2020), n= 374



Total cumulative number of cases, imported and local transmission cases by date (16.8.2020- 11.12.2020)



Cumulative Number of active confirmed cases, discharged and deaths (23.3.2020 – 11.12.2020), n (cumulative)=105,863



* Discharged criteria for COVID-19 patients was changed on 10.10.2020

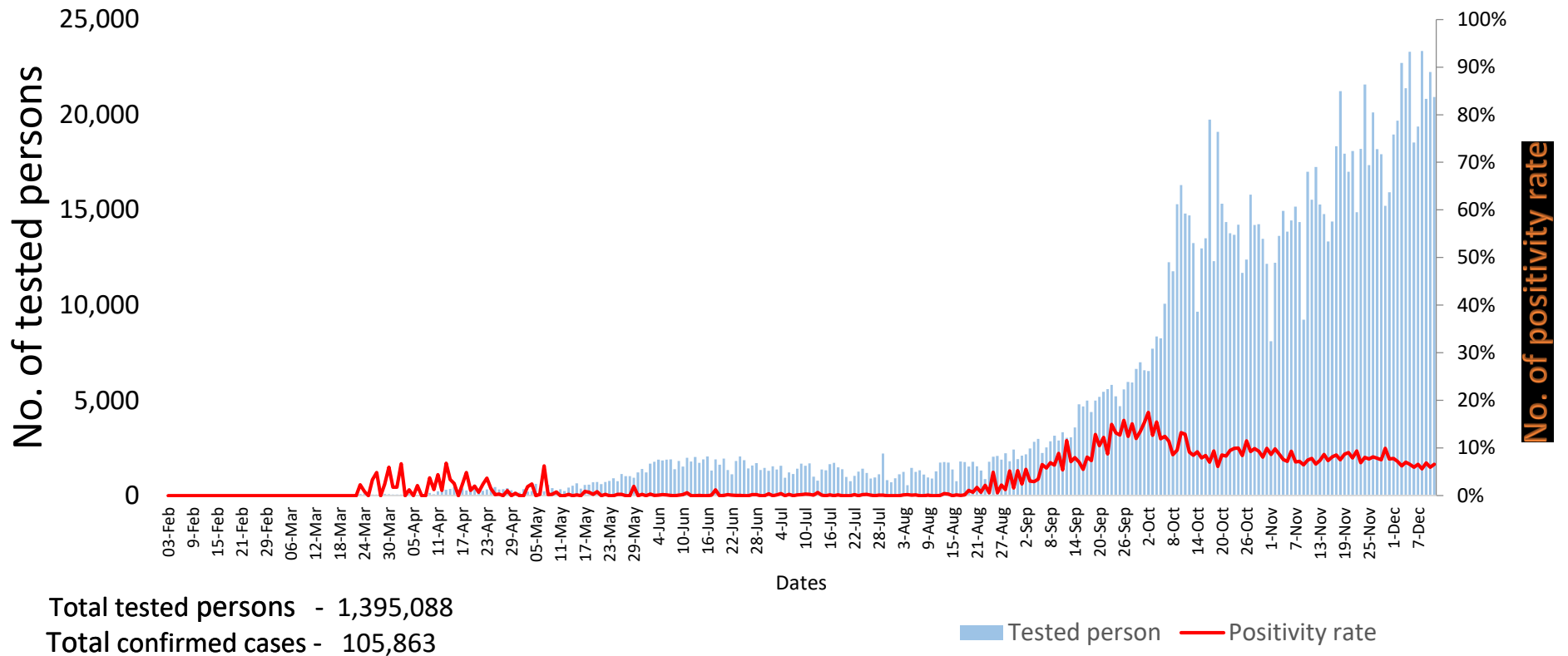
Summary of current situation		
Type	New (10.12.2020-11.12.2020)	Total (on 11.12.2020)
Suspected and Person Under Investigation (PUI)	423	1,511
Hospital Quarantine	37	249
Facility Quarantine	5,126	63,245

Person under Investigation (PUI) by State/Region hospitals (31.1.2020 – 11.12.2020) n= 52,984	No. of Facility Quarantine sites and Quarantined people on 11.12.2020
---	---

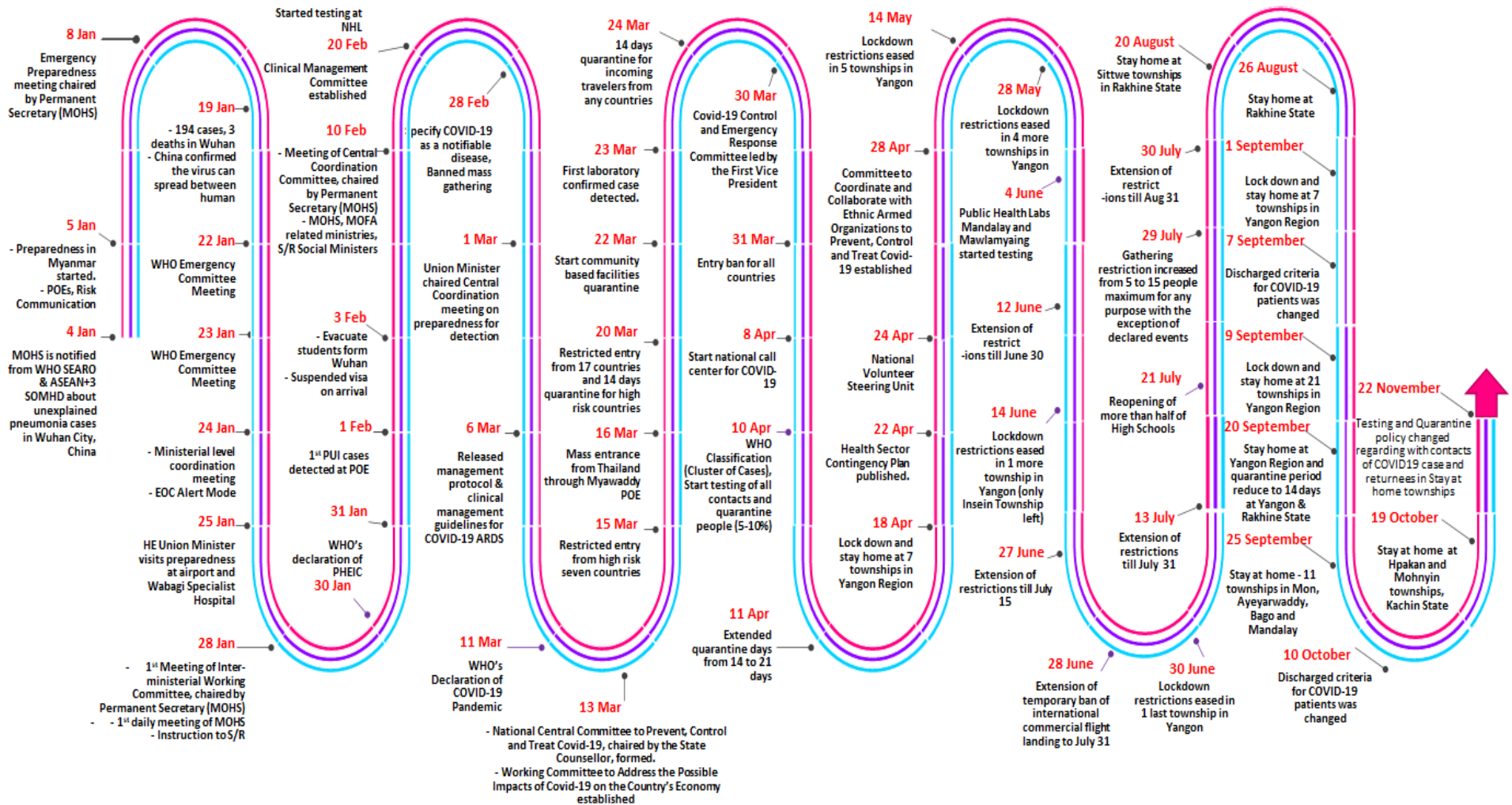
No.	State/Region	PUI	No.	State/Region	No. of facilities	Total no. of quarantine
1	Yangon	36699	1	Ayeyarwaddy	1,392	12037
2	Mandalay	7094	2	Yangon	207	7782
3	Mon	1341	3	Bago	1069	7642
4	Ayeyarwaddy	1279	4	Mandalay	319	6417
5	Kayin	1205	5	Sagaing	948	6246
6	Bago	1196	6	Kayin	429	3380
7	Magway	905	7	Magway	585	3236
8	Rakhine	771	8	Shan South	118	2727
9	Thanintharyi	594	9	Kachin	232	2263
10	Shan (N)	546	10	Rakhine	298	2143
11	Naypyitaw	294	11	Mon	36	1883
12	Sagaing	283	12	Naypyitaw	9	1782
13	Shan (E)	209	13	Tanintharyi	153	1715
14	Shan (S)	204	14	Shan North	456	1567
15	Kachin	163	15	Shan East	20	1136
16	Chin	101	16	Kayah	27	718
17	Kayah	100	17	Chin	32	571
Total		52,984	Total		6,330	63,245

*Facility quarantine rule changed from 21 days to 14 days on 11-9-2020 while 7 days home quarantine rule remain unchanged.

COVID-19 positivity rate by date (as of 11.12.2020)



Timeline of Preparedness and Response to COVID-19 in Myanmar (as of 11.12.2020)



Hotline Number — 0673 420 268

Data source - CEU, DMS, NHL, PHL (MDY and MLM), DMR, DSGH, State and Region Health Departments