



# Ministry of Health and Sports (Myanmar)

## Department of Public Health

### Central Epidemiology Unit

( 10 June 2020 )

### Coronavirus Disease 2019 (COVID-19)

Situation Report - 64

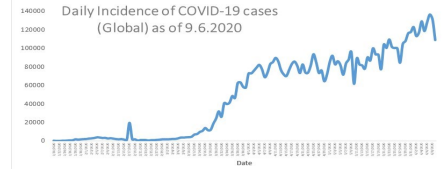
Data as reported by States and Regions by 00:00AM MST 10 June 2020

**Global Situation**  
(WHO situation report - 141)  
data as of 14:30 MST 9 June 2020

**Confirmed cases**  
**7,039,918**

**Deaths**  
**404,396**

**Case Fatality Rate**  
**5.7 %**



### Myanmar Situation

**Total tested**  
**42,416**

**Confirmed cases**  
**246**

**Negative**  
**42,170**

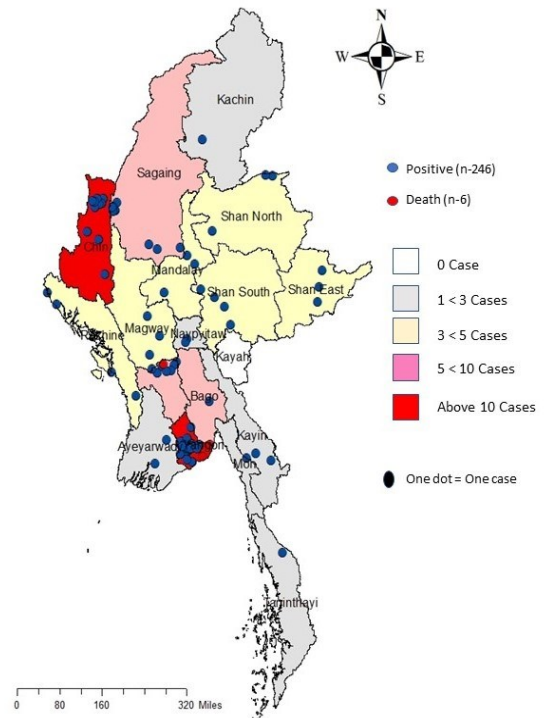
**Recovered**  
**165**  
67.0% of confirmed cases

**Active**  
**75**  
30.4% of confirmed cases

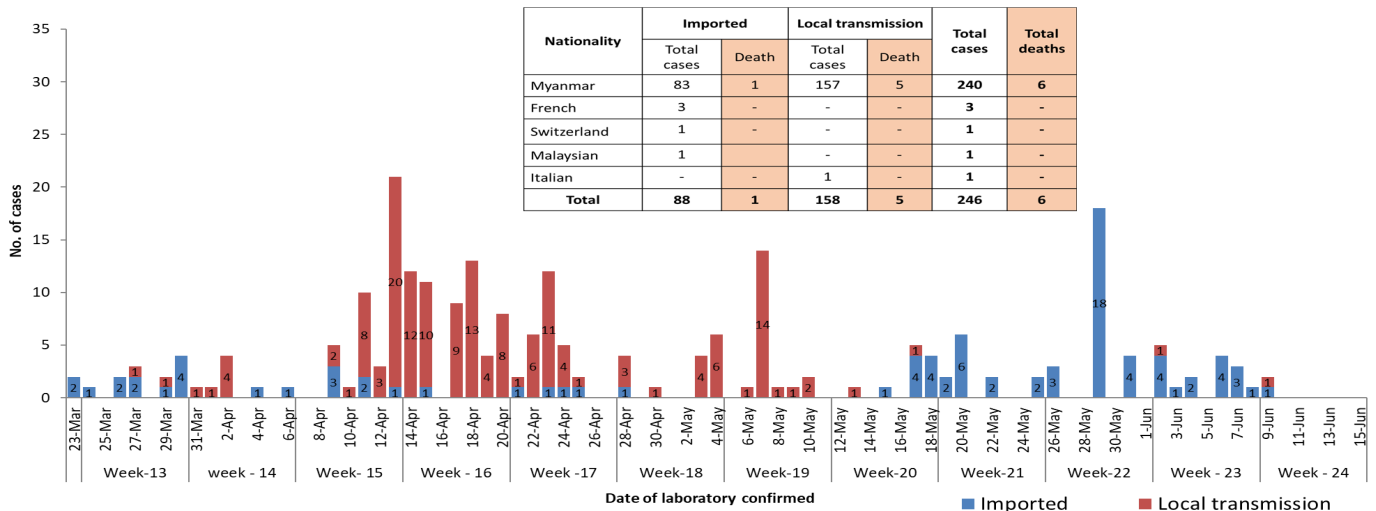
**Death**  
**6**  
2.4% of confirmed cases

No.	State/Region	COVID-19 Confirmed case	Recovered	Deaths
1.	Yangon	190 (1 New)	128 (4 New)	5
2.	Chin	10	5 (2 New)	-
3.	Sagaing	9	7	-
4.	Bago	8	6	1
5.	Rakhine	4	-	-
6.	Shan(South)	4 (1 New)	2	-
7.	Mandalay	3	3	-
8.	Shan(East)	3	3	-
9.	Shan(North)	3	2	-
10.	Magway	3	2	-
11.	Naypyitaw	2	2	-
12.	Kayin	2	1	-
13.	Ayeyarwaddy	2	1	-
14.	Mon	1	1	-
15.	Kachin	1	1	-
16.	Thanintharyi	1	1	-
17.	Kayah	-	-	-
<b>Total</b>		<b>246 (2 new)</b>	<b>165 (6 New)</b>	<b>6</b>

Map showing COVID-19 laboratory confirmed cases



COVID-19 confirmed cases by types of transmissions (as of 10-6-2020,00:00 am) n=246





## Summary of current situation

Type	New (8.6.2020-9.6.2020)	Total (on 9.6.2020)
Suspected and Person Under Investigation (PUI)	28	245
Hospital Quarantine	3	82
Facility Quarantine	2,398	46,410

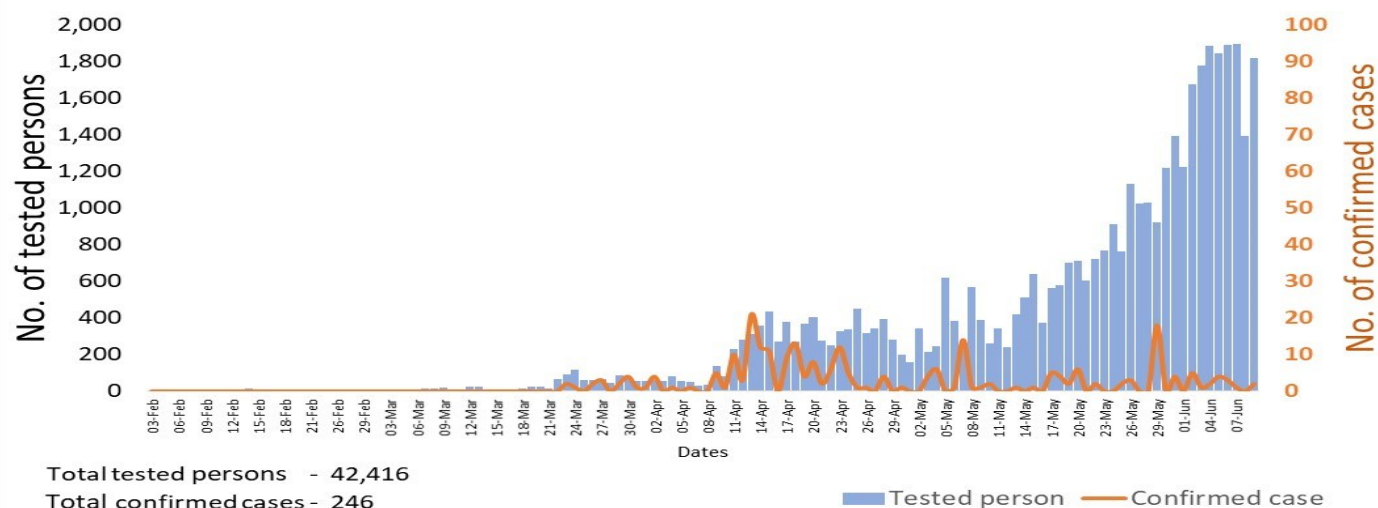
Person under Investigation (PUI) by State/Region hospitals (8.6.2020 – 9.6.2020) n= 5,347

No. of Facility Quarantine sites and Quarantined people on 9.6.2020

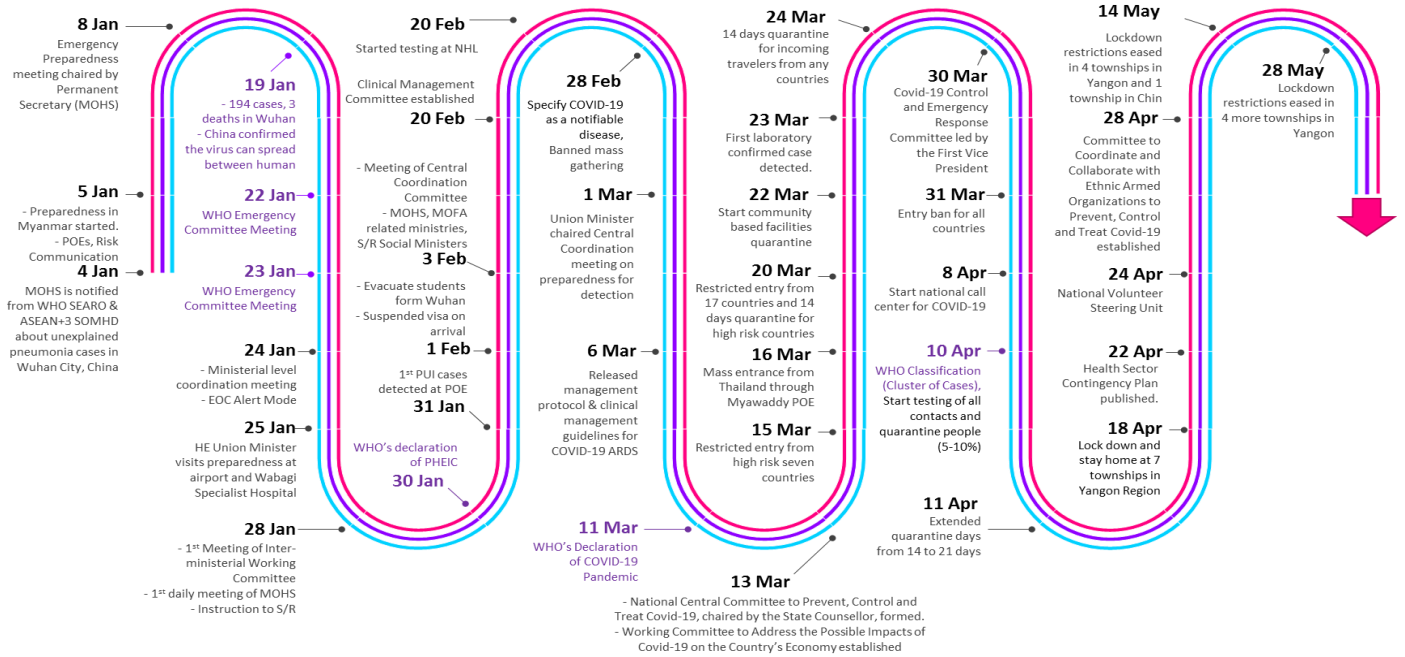
No.	State/Region	PUI
1.	Yangon	2,760
2.	Mandalay	981
3.	Mon	195
4.	Shan(N)	191
5.	Kayin	186
6.	Magway	180
7.	Bago	176
8.	Shan ( E )	109
9.	Ayeyarwaddy	99
10.	Shan(S)	92
11.	Sagaing	80
12.	Kayah	76
13.	Naypyitaw	61
14.	Rakhine	58
15.	Thanintharyi	53
16.	Kachin	29
17.	Chin	21
<b>Total</b>		<b>5,347</b>

No.	State/Region	No. of facilities	Total no. of quarantine
1.	Magway	2,859	8,412
2.	Bago	512	6,607
3.	Kachin	733	4,439
4.	Kayin	728	4,028
5.	Sagaing	1,037	3,084
6.	Mon	201	3,015
7.	Mandalay	345	2,961
8.	Rakhine	612	2,836
9.	Yangon	80	2,737
10.	Ayeyarwaddy	635	2,219
11.	Shan North	406	1,680
12.	Shan South	126	1,462
13.	Tanintharyi	189	1,145
14.	Naypyitaw	19	1,140
15.	Chin	39	302
16.	Kayah	18	197
17.	Shan East	11	146
<b>Total</b>		<b>8,550</b>	<b>46,410</b>

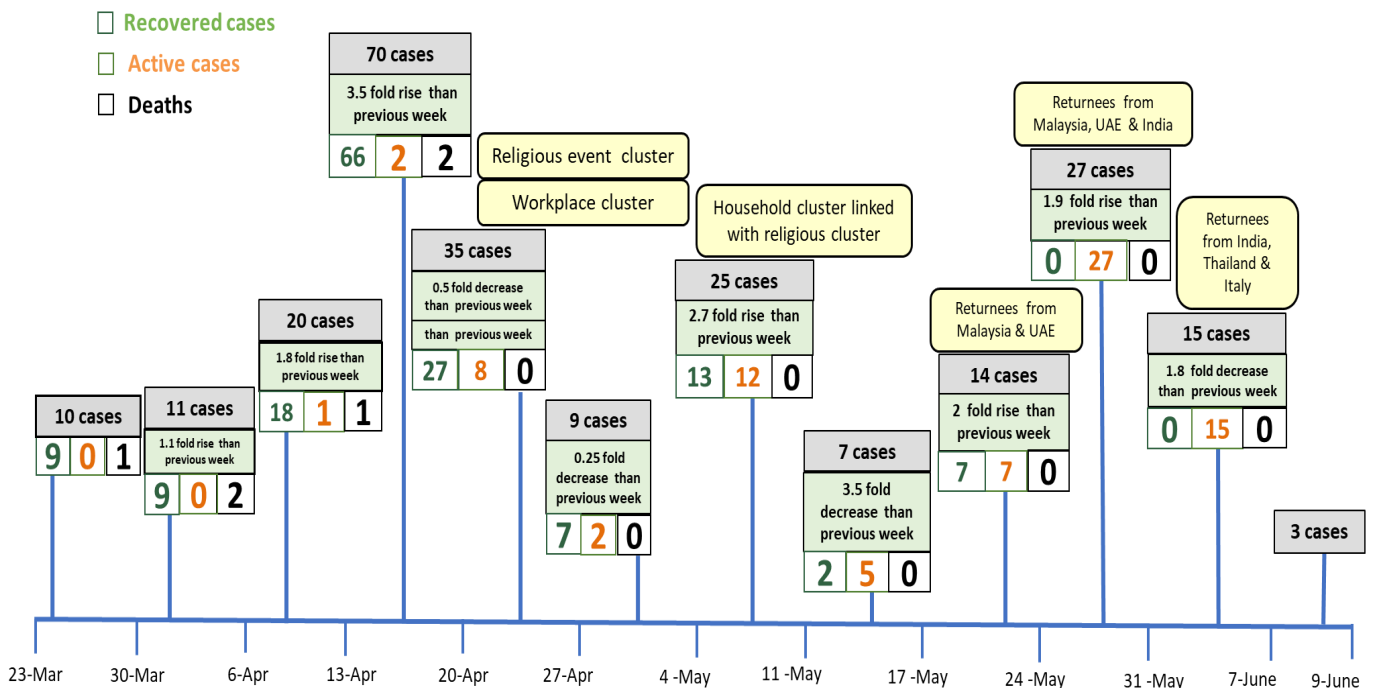
COVID-19 confirmed cases among tested by date (as of 9.6.2020)



# Timeline of Preparedness and Response to COVID-19 in Myanmar (as of 9.6.2020)



## Summary of new confirmed cases detection after first two cases (as of 9.6.2020)



- Confirmed cases were detected as peak in the 4th week after first confirmed cases due to religious event cluster .
- Confirmed cases were decreased but still raised than the first 3 weeks due to religious event cluster and workplace cluster.
- There were an increased in numbers of cases in the 7th week after the first two cases due to household cluster linked with religious cluster.
- Confirmed cases were detected by nearly two fold rise in the 9th and 10th weeks after first two cases because of returnees coming back by relief flights.