



Ministry of Health and Sports (Myanmar)

Department of Public Health

Central Epidemiology Unit

(19 September 2020)

Coronavirus Disease 2019 (COVID-19)

Situation Report - 165

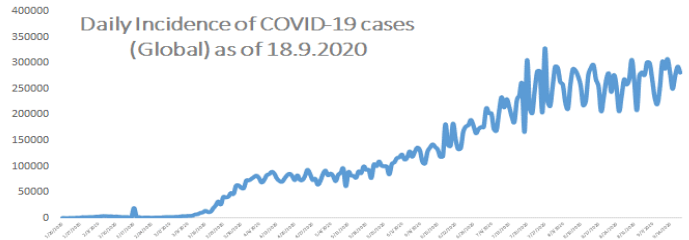
Data as reported by States and Regions by 18 September 2020

WHO Coronavirus Disease (COVID-19) Dashboard data as of 2:45 PM CEST 18 September 2020

Confirmed cases
30,018,779

Deaths
941,891

Case Fatality Rate
3.2 %



Myanmar Situation

Total Tested
216,210

Confirmed Cases
4,621

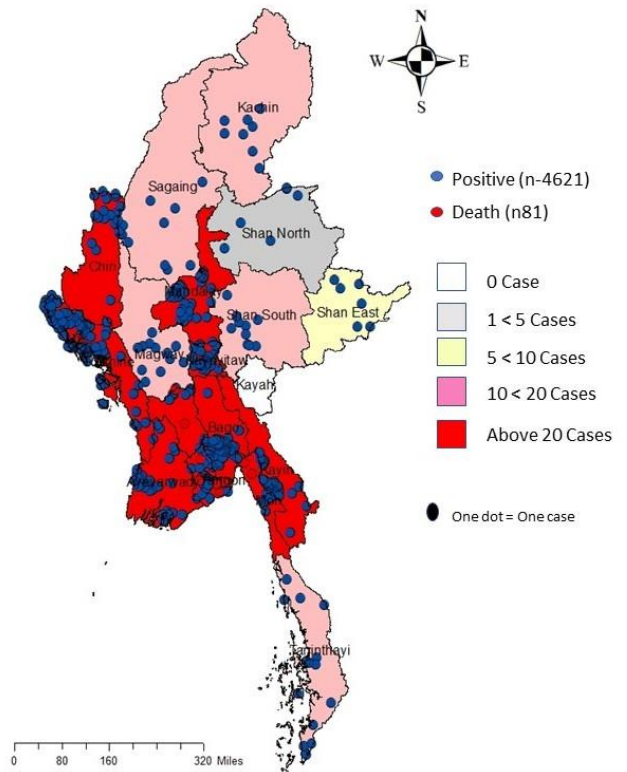
Negative
211,589

Discharged
1188
25.7% of Confirmed cases

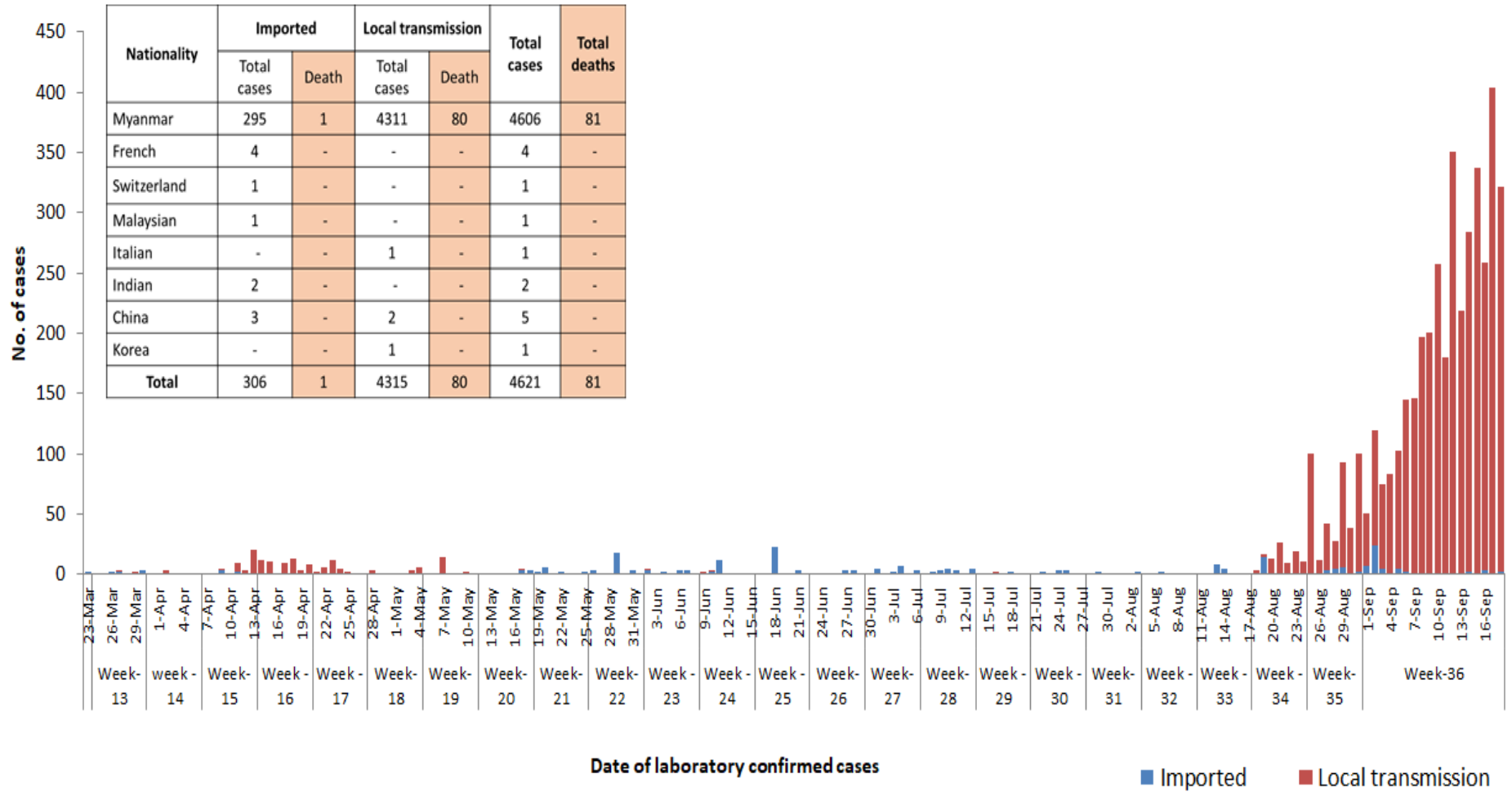
Death
81
1.8% of Confirmed cases

No	State/Region	COVID -19 Confirmed case	Deaths
1	Yangon	2960	75
2	Rakhine	929	1
3	Bago	166	2
4	Mandalay	146	1
5	Mon	113	2
6	Naypyitaw	98	-
7	Ayeyarwaddy	68	-
8	Kayin	33	-
9	Chin	21	-
10	Sagaing	18	-
11	Magway	16	-
12	Thanintharyi	16	-
13	Shan (South)	14	-
14	Kachin	11	-
15	Shan (East)	8	-
16	Shan (North)	4	-
17	Kayah	-	-
Total		4621	81

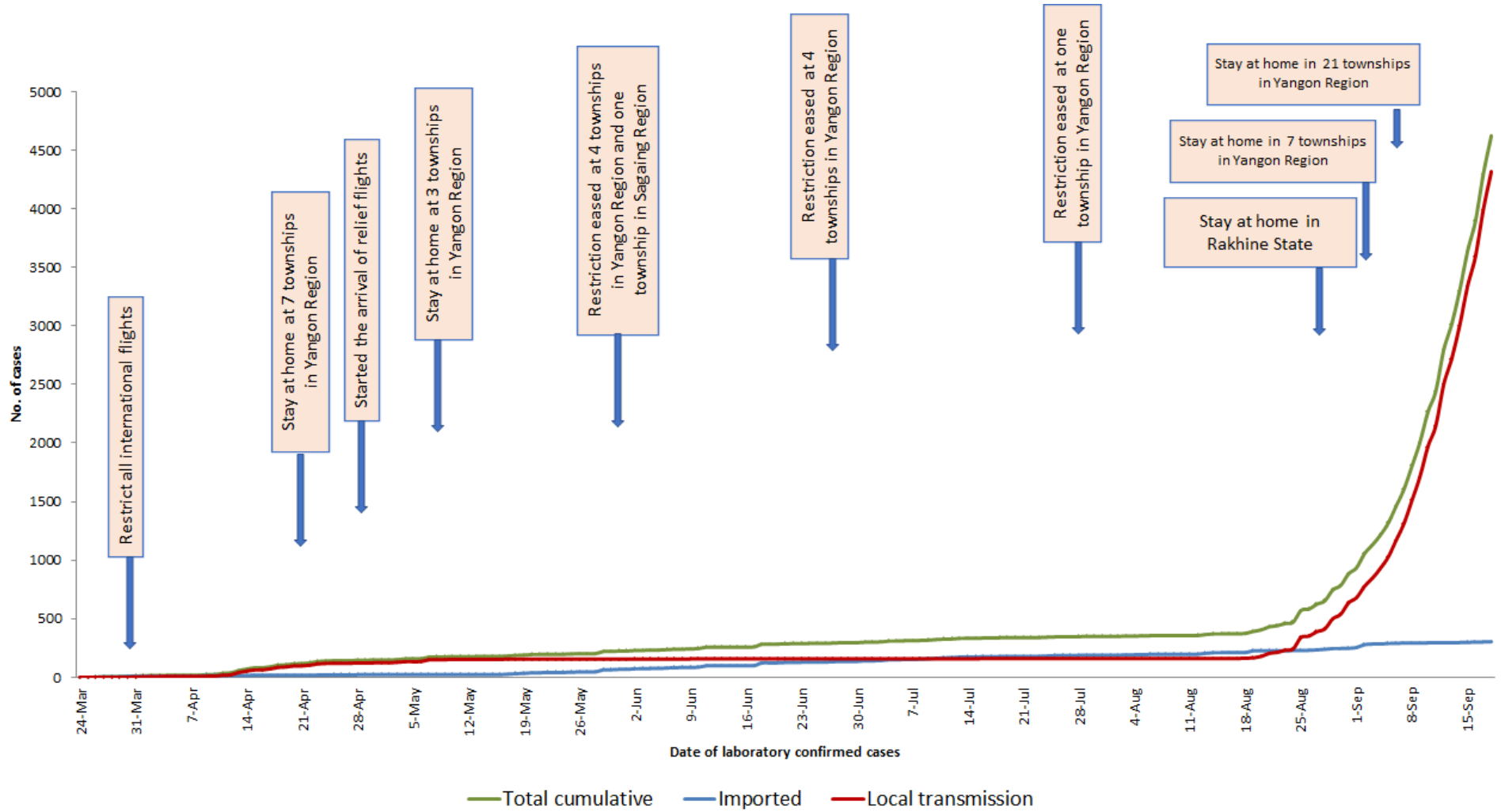
Map showing COVID-19 laboratory confirmed cases



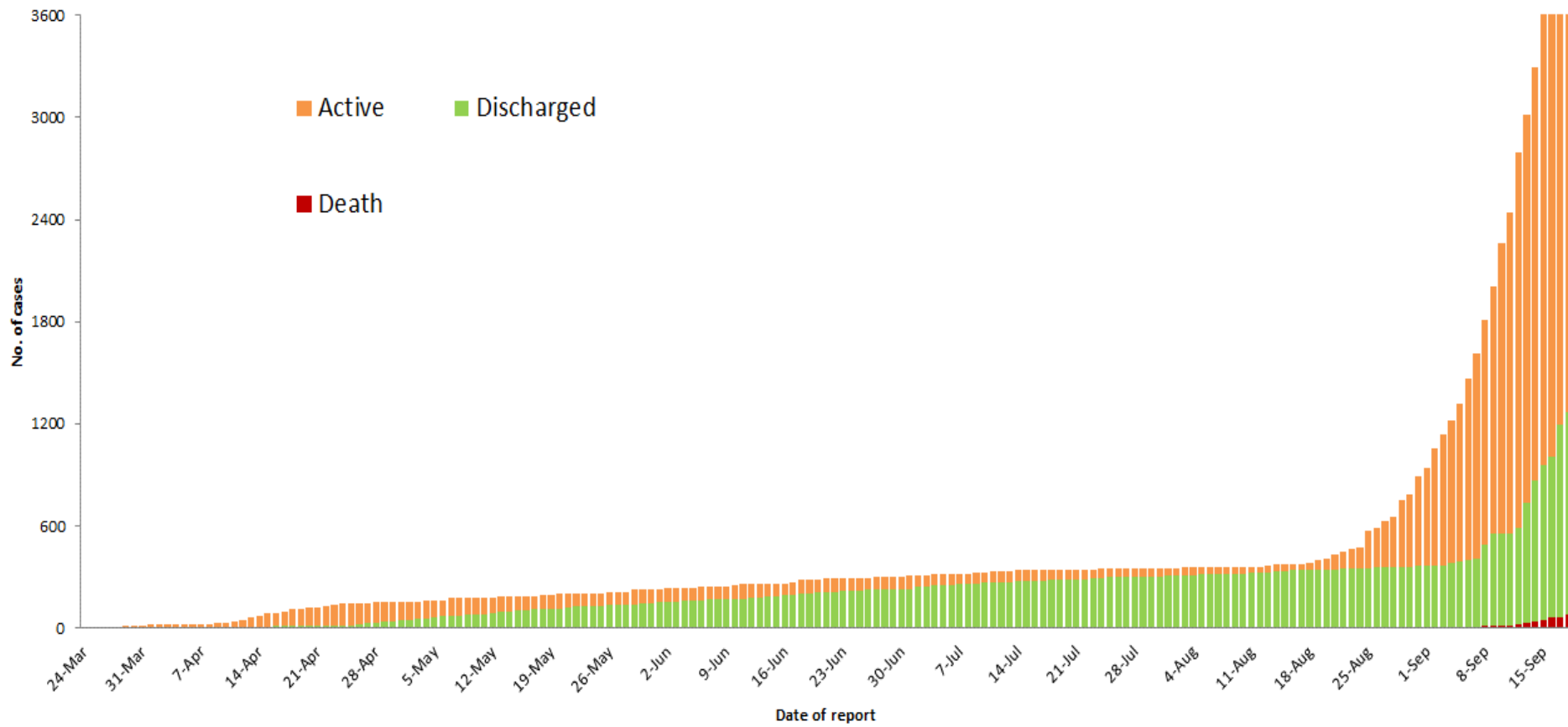
COVID-19 confirmed cases by types of transmissions (as of 18.9.2020) n=4,621



Total laboratory confirmed cases by date (as of 18.9.2020), n= 4,621



Cumulative Number of active confirmed cases, recovered and deaths (23.3.2020 – 18.9.2020), n (cumulative)=4,621



Summary of current situation		
Type	New (17.9.2020-17.9.2020)	Total (on 18.9.2020)
Suspected and Person Under Investigation (PUI)	305	1093
Hospital Quarantine	57	337
Facility Quarantine	3,402	44,357

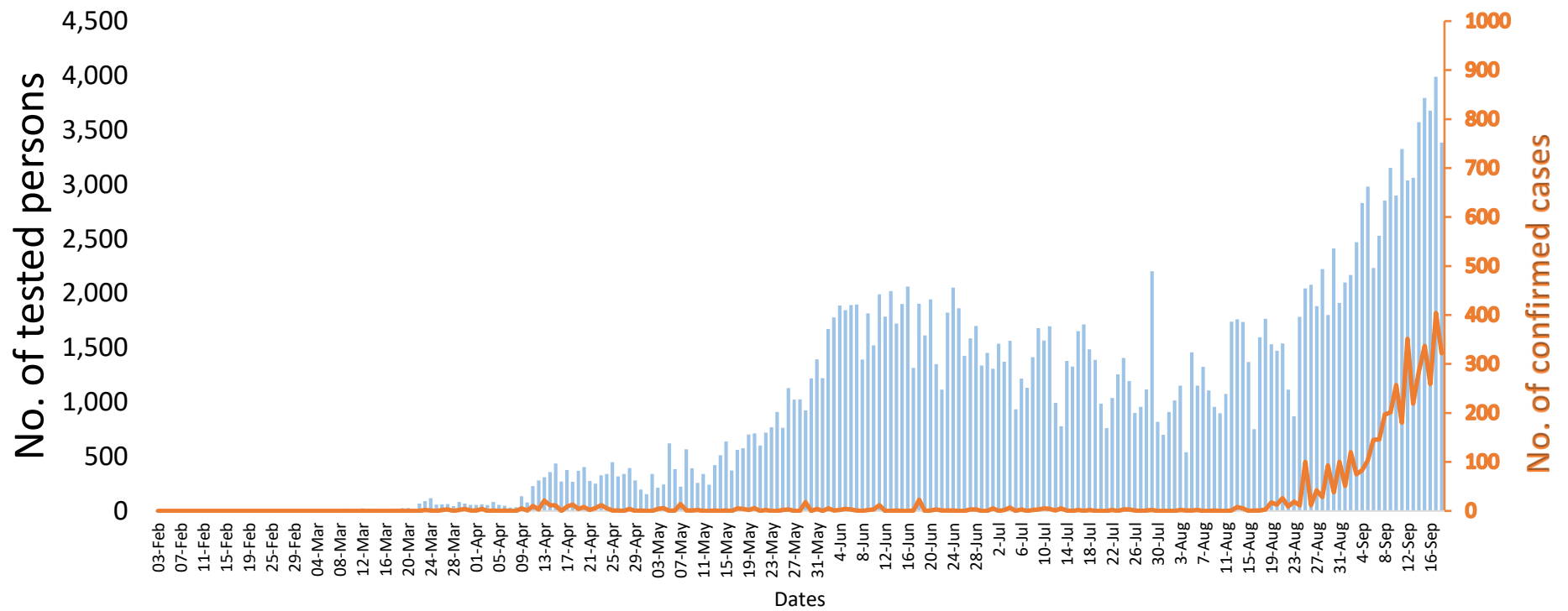
Person under Investigation (PUI) by State/Region hospitals (31.1.2020 – 18.9.2020) n= 11,000	No. of Facility Quarantine sites and Quarantined people on 18.9.2020
--	--

No.	State/Region	PUI	No.	State/Region	No. of facilities	Total no. of quarantine
1	Yangon	6104	1	Ayeyarwaddy	1099	7133
2	Mandalay	1944	2	Yangon	94	6977
3	Mon	474	3	Magway	632	4589
4	Kayin	432	4	Sagaing	508	4434
5	Magway	347	5	Bago	471	4411
6	Shan(N)	296	6	Mandalay	454	3770
7	Bago	251	7	Mon	202	2758
8	Rakhine	219	8	Kayin	385	2025
9	Ayeyarwaddy	196	9	Rakhine	362	1692
10	Shan (E)	134	10	Kachin	204	1665
11	Shan(S)	123	11	Tanintharyi	189	1569
12	Thanintharyi	110	12	Shan South	133	1278
13	Sagaing	108	13	Naypyitaw	12	1059
14	Kayah	86	14	Shan North	310	397
15	Naypyitaw	77	15	Chin	30	280
16	Kachin	57	16	Kayah	18	170
17	Chin	42	17	Shan East	16	150
Total		11,000	Total		5,119	44,357

*Facility quarantine rule changed from 21 days to 14 days on 11-9-2020 while 7 days home quarantine rule remain unchanged.

- First two confirmed cases were detected on 23 March 2020.
- Local transmission are increased during April and May 2020 due to big religious cluster in Yangon.
- After religious cluster, imported cases were mainly detected due to returnees from other countries.
- In August, local transmission were dramatically raised in Rakhine State firstly and other big clusters were detected in –
 - Mandalay- Myingyan cluster
 - Yangon – Thingangyun cluster.

COVID-19 confirmed cases among tested by date (as of 18.9.2020)

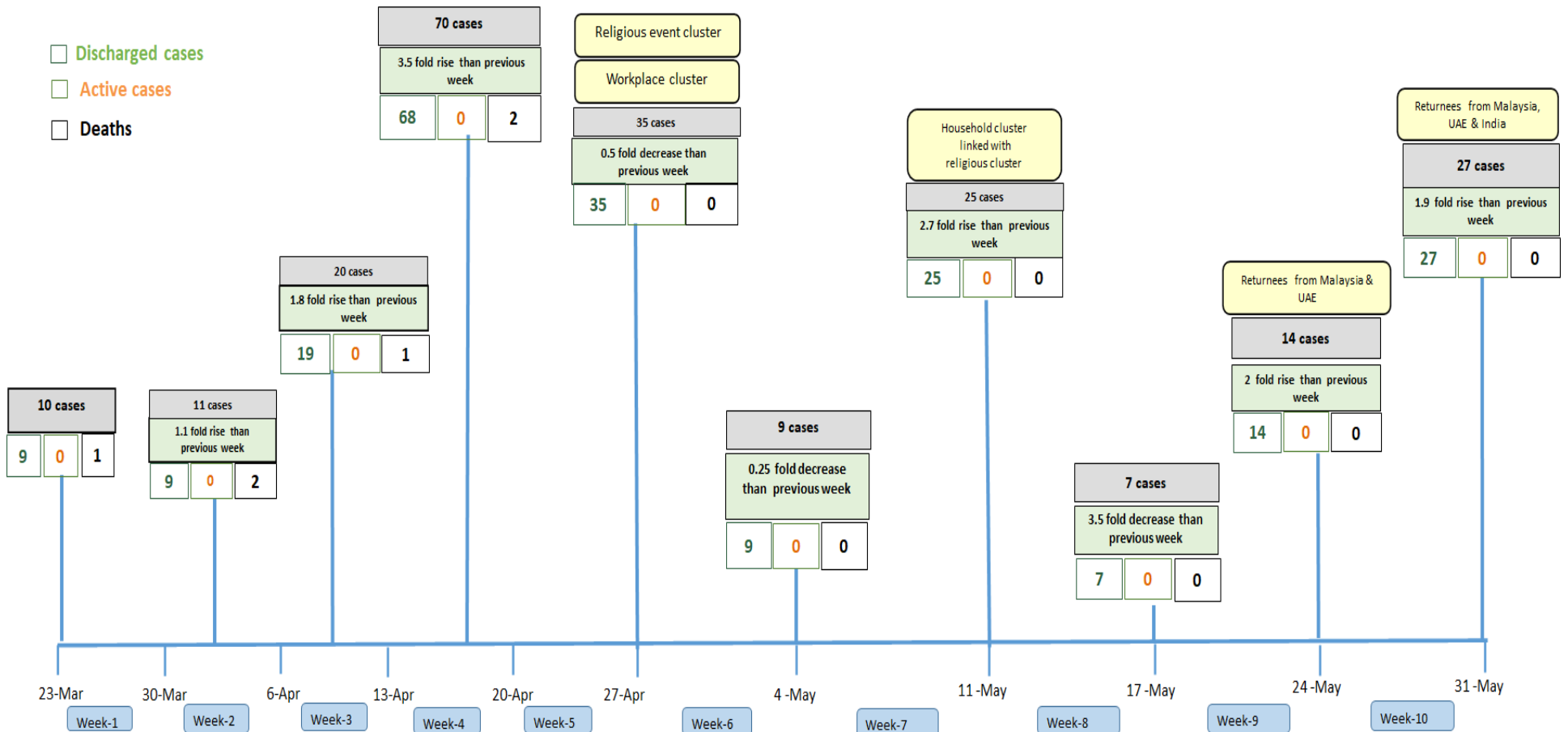


Total tested persons - 216,210

Total confirmed cases - 4,621

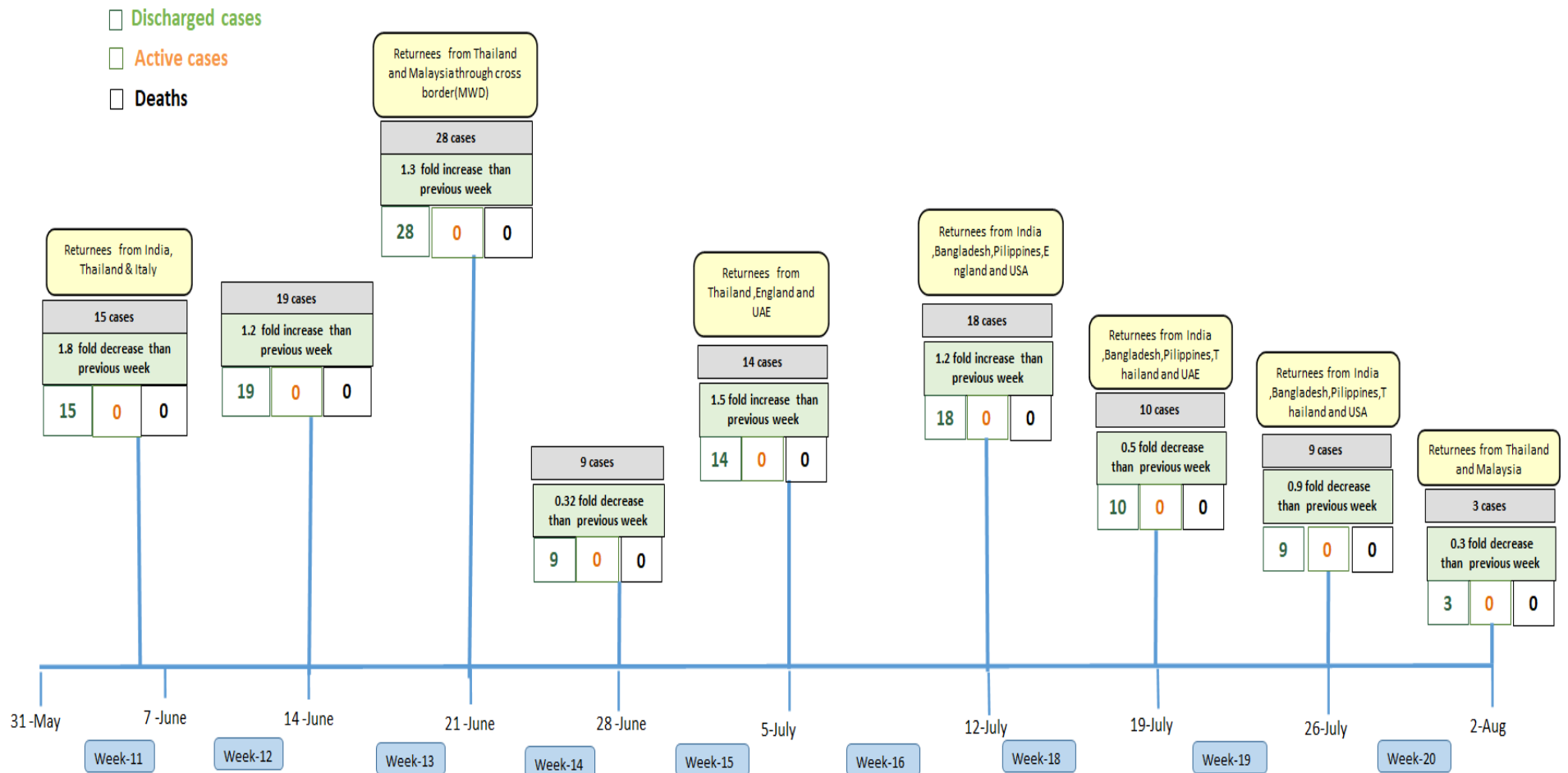
Tested person

Summary of new confirmed cases detection after first two cases (as of 18.9.2020)



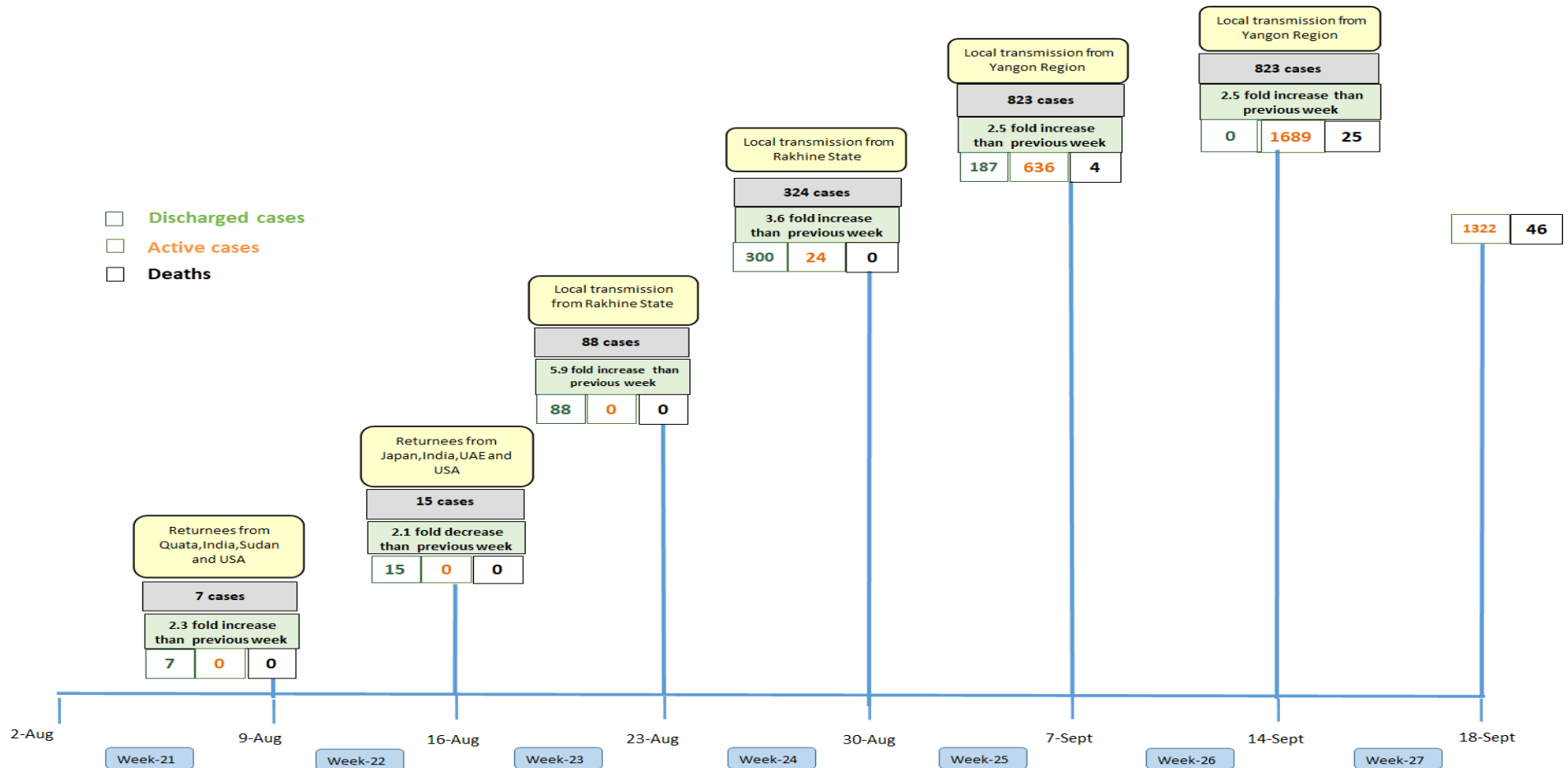
- Confirmed cases were detected as a peak in the 4th week after first confirmed cases due to the religious event cluster.
- Confirmed cases were decreased but still raised than the first 3 weeks due to the religious event cluster and workplace cluster.
- There were an increased in numbers of cases in the 7th week after the first two cases due to the household cluster linked with a religious cluster.
- Confirmed cases were detected by a nearly two-fold rise in the 9th and 10th weeks after the first two cases because of returnees coming back by relief flights.

Summary of new confirmed cases detection after first two cases (as of 18.9.2020)



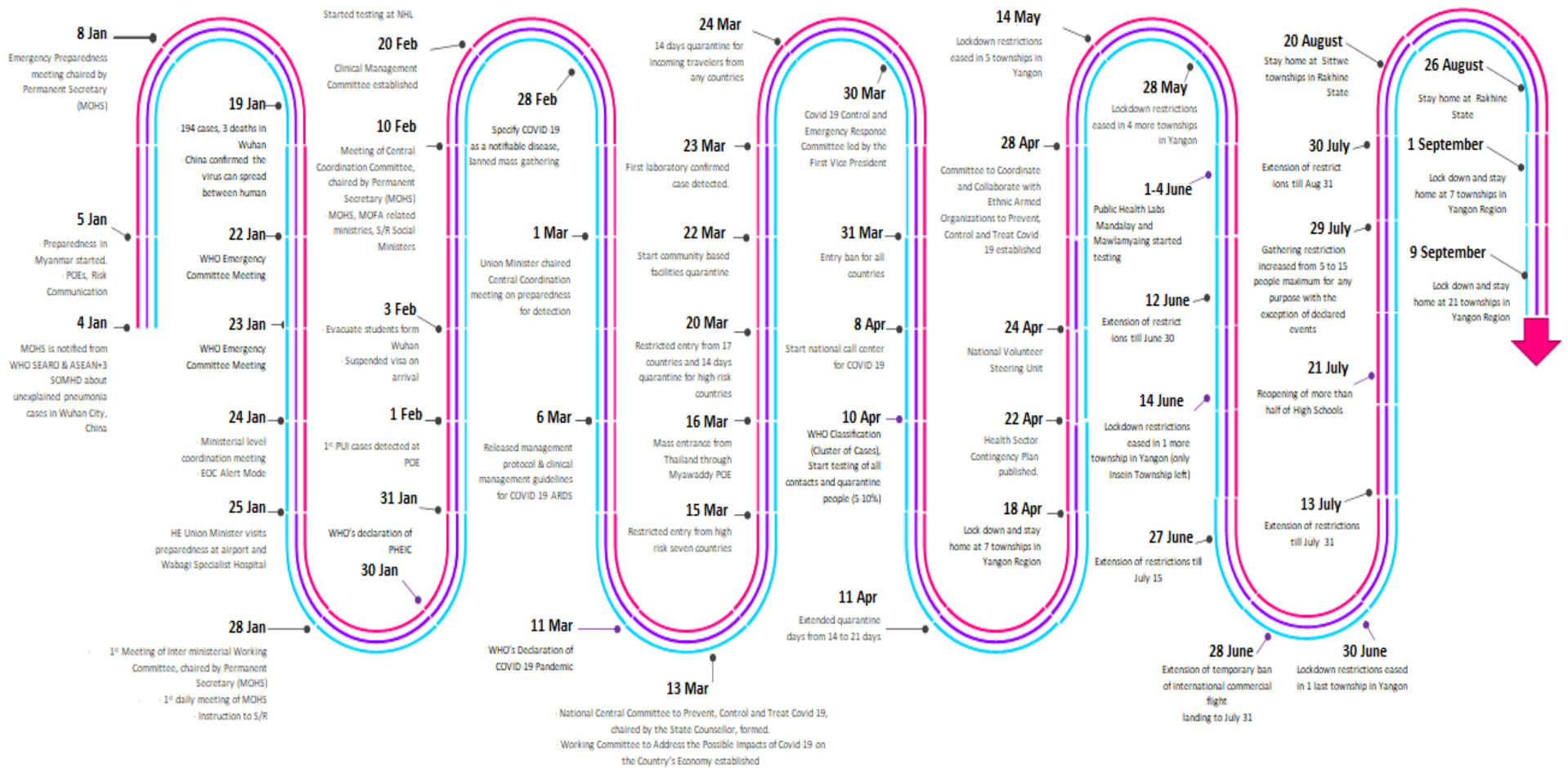
- Confirmed cases were detected as a peak in the 4th week after first confirmed cases due to the religious event cluster.
- Confirmed cases were decreased but still raised than the first 3 weeks due to the religious event cluster and workplace cluster.
- There were an increased in numbers of cases in the 7th week after the first two cases due to the household cluster linked with a religious cluster.
- Confirmed cases were detected by a nearly two-fold rise in the 9th and 10th weeks after the first two cases because of returnees coming back by relief flights.

Summary of new confirmed cases detection after first two cases (as of 18.9.2020)



- Confirmed cases were detected as a peak in the 4th week after first confirmed cases due to the religious event cluster.
- Confirmed cases were decreased but still raised than the first 3 weeks due to the religious event cluster and workplace cluster.
- There were an increased in numbers of cases in the 7th week after the first two cases due to the household cluster linked with a religious cluster.
- Confirmed cases were detected by a nearly two-fold rise in the 9th and 10th weeks after the first two cases because of returnees coming back by relief flights.

Timeline of Preparedness and Response to COVID-19 in Myanmar (as of 18.9.2020)



Hotline Number — 0673 420 268

Data source - CEU, DMS, NHL, PHL (MDY and MLM), DMR, DSGH, State and Region Health Departments