



Ministry of Health and Sports (Myanmar)

Department of Public Health

Central Epidemiology Unit

(16 October 2020)

Situation Report -192

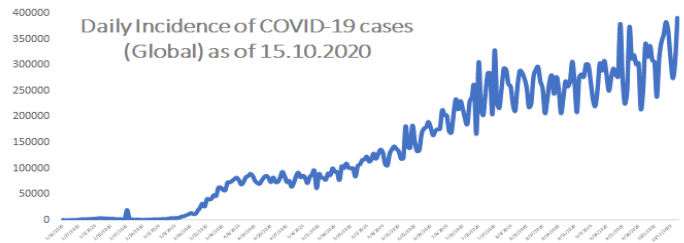
Coronavirus Disease 2019 (COVID-19)

WHO Coronavirus Disease (COVID-19) Dashboard data as of 3:53 PM CEST 15 October 2020

Confirmed cases
38,394,169

Deaths
1,089,047

Case Fatality Rate
2.8%



Myanmar Situation

Data as reported by States and Regions by 15 October 2020

Total Tested-418,495

32,350

Confirmed Cases

14,706

Discharged

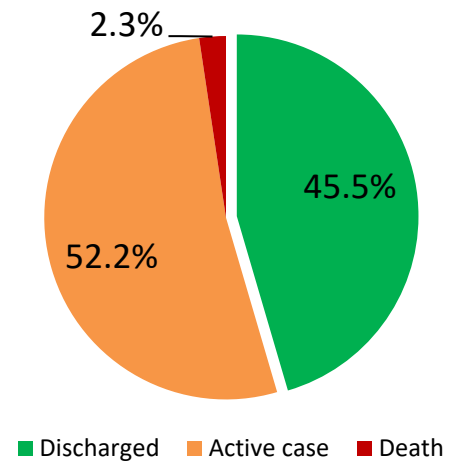
386,145

Negative

765

Death

Current Situation of Confirmed cases (23.3.2020-15.10.2020), n=32,350



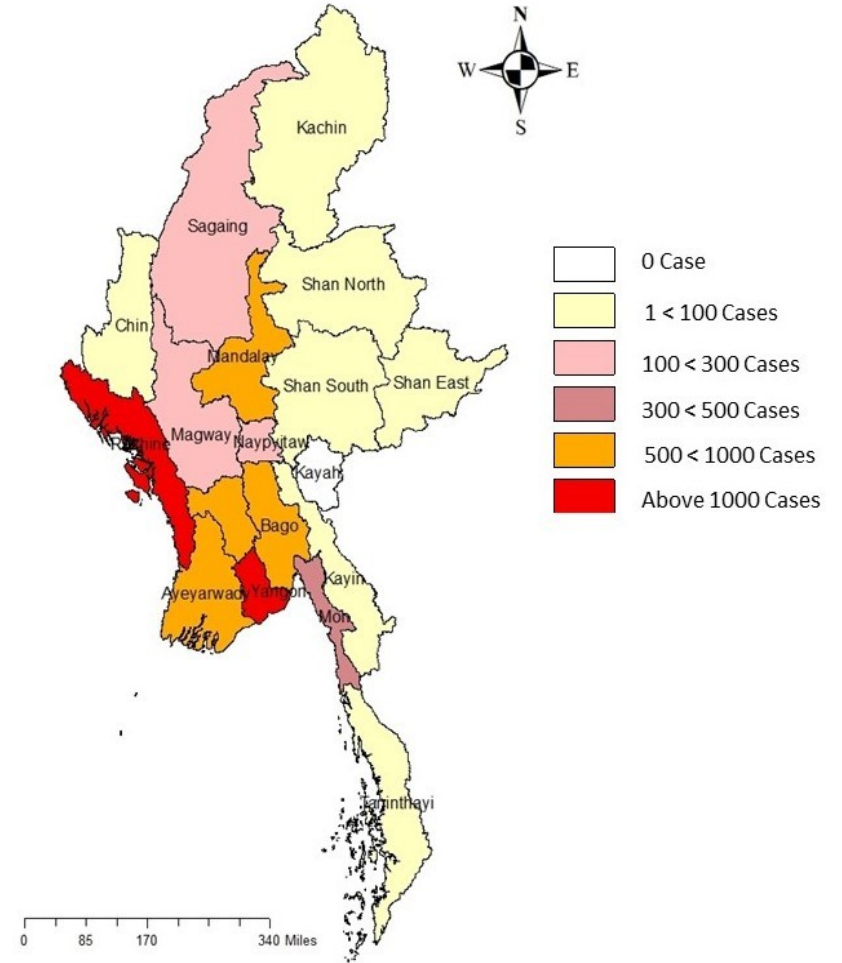
COVID-19 confirmed cases by two phases (23.3.2020 – 15-10-2020), n=32,350

Date	Local transmission		Imported		Total cases	Total Death
	No. of cases	Death	No. of case	Death		
(23.3.2020-15.8.2020)	161	5	213	1	374	6
(16.8.2020-15.10.2020)	31848	759	128		31976	759
Total	32009	764	341	1	32350	765

COVID-19 confirmed cases and death by State/Region (23.3.2020 – 15-10-2020), n=32,350

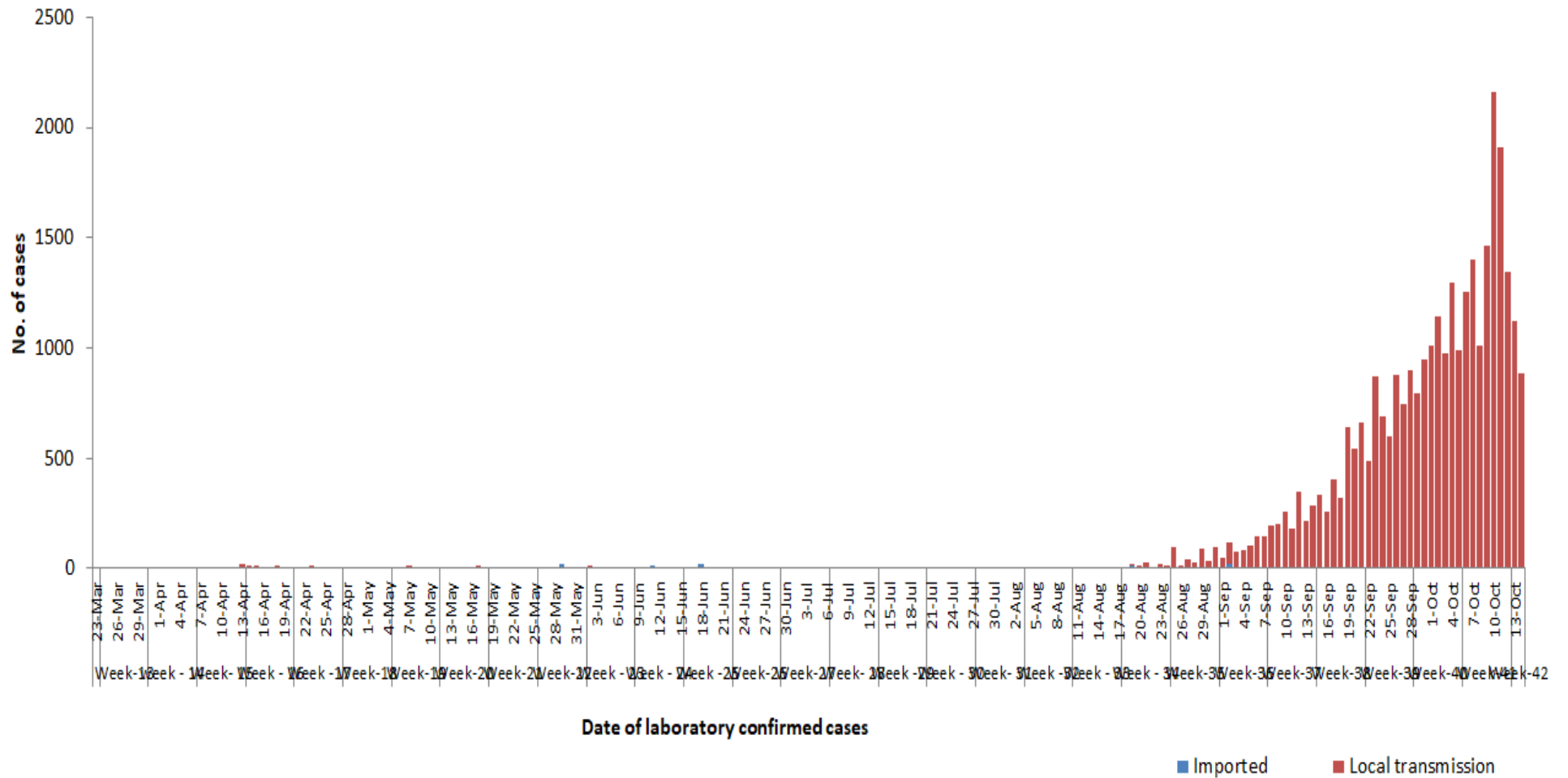
No	State/Region	COVID –19 Confirmed case	New confirmed cases within 24 hours	Deaths
1	Yangon	25,672	758	732
2	Rakhine	2,403	28	9
3	Bago	1,137	90	3
4	Mandalay	901	31	2
5	Ayeyarwaddy	591	4	2
6	Mon	416	7	7
7	Magway	288	61	1
8	Sagaing	251	8	-
9	Naypyitaw	221	2	3
10	Thanintharyi	130	11	1
11	Kayin	122	10	3
12	Kachin	86	5	-
13	Chin	58	7	1
14	Shan (South)	52		1
15	Shan (North)	12	1	-
16	Shan (East)	9	1	-
17	Kayah	1	1	-
Total		32,350	1,025	765

Map showing COVID-19 laboratory confirmed cases

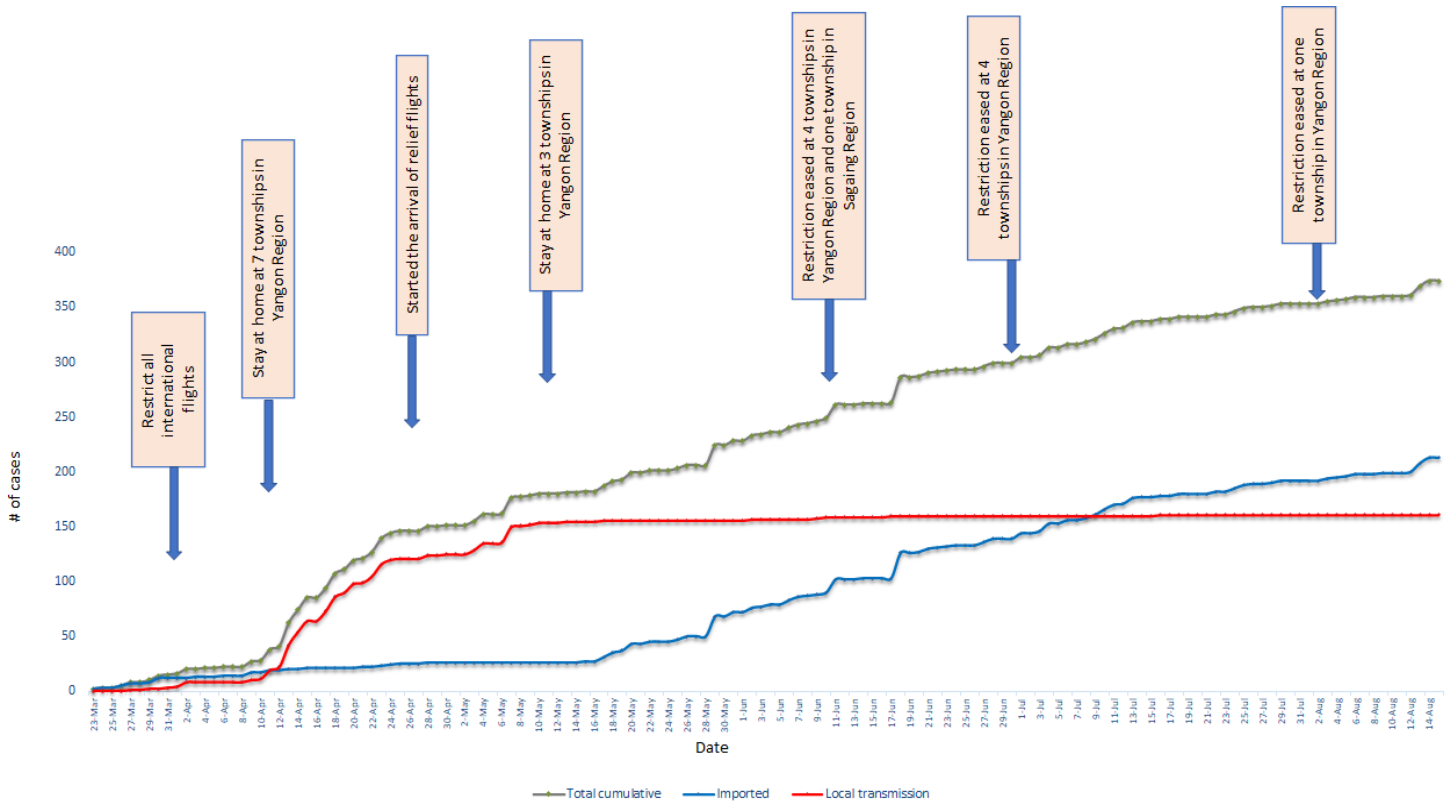


*No. of new cases by State and Region are counted according to epidemiology situation

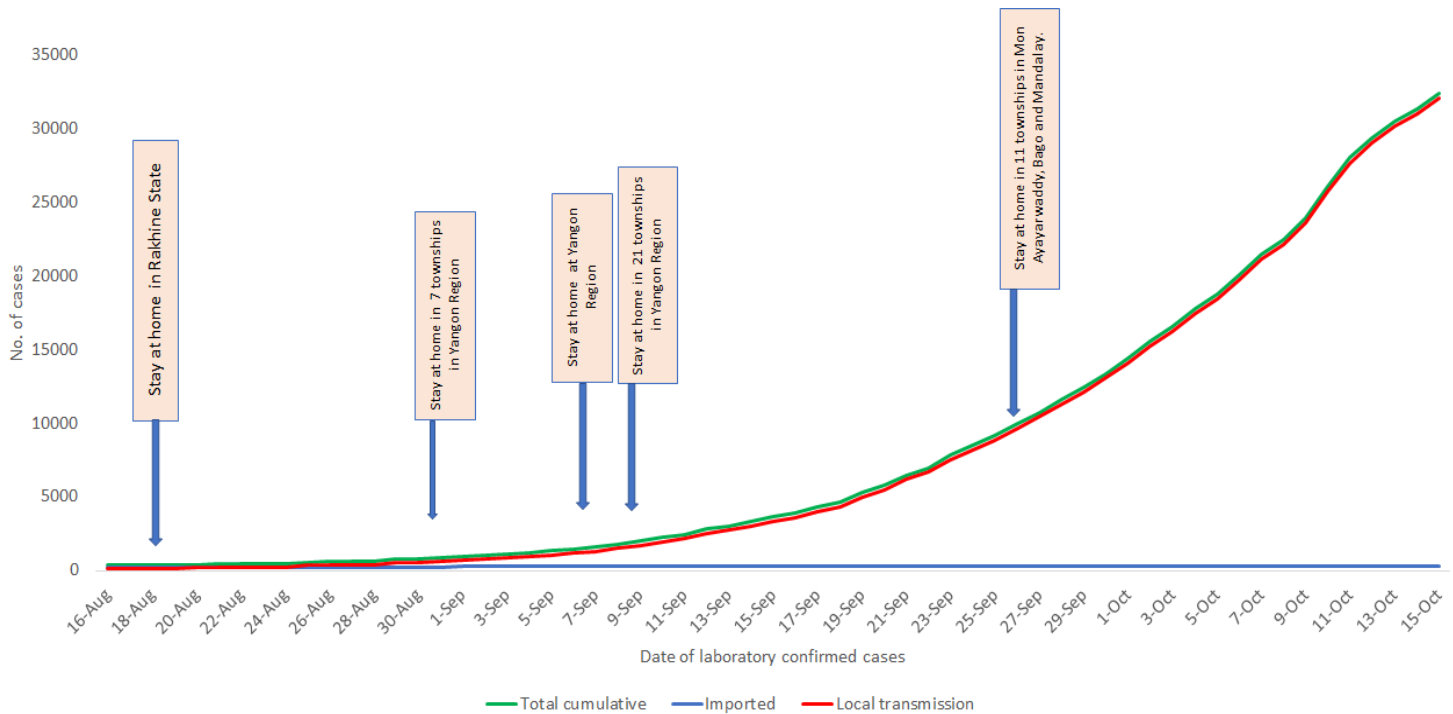
COVID-19 confirmed cases by types of transmissions (as of 15.10.2020) n=32,350



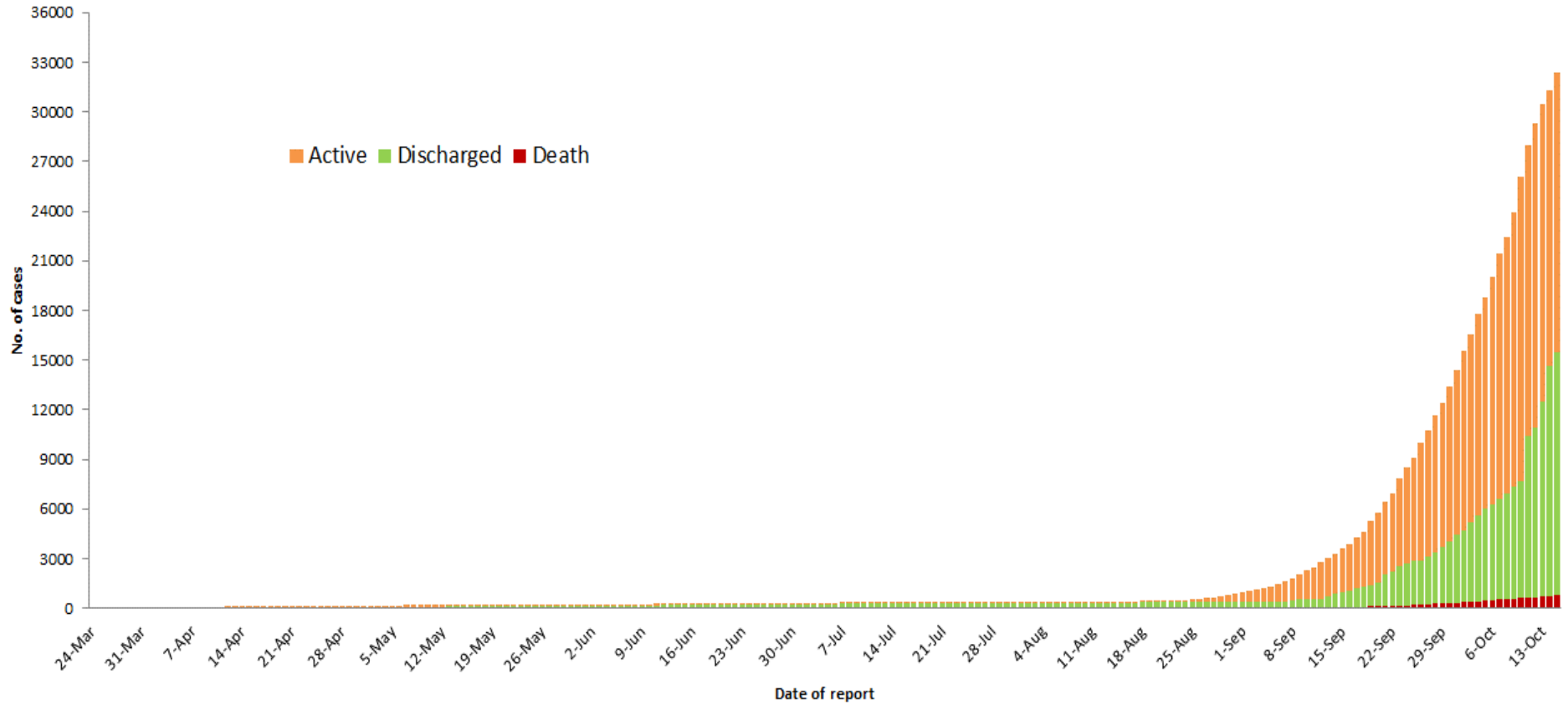
Total cumulative number of cases, imported and local transmission cases by date (23.3.2020- 15.8.2020), n= 374



Total cumulative number of cases, imported and local transmission cases by date (16.8.2020- 15.10.2020)



Cumulative Number of active confirmed cases, discharged and deaths (23.3.2020 – 15.10.2020), n (cumulative)=32,350



* Discharged criteria for COVID-19 patients was changed on 10.10.2020

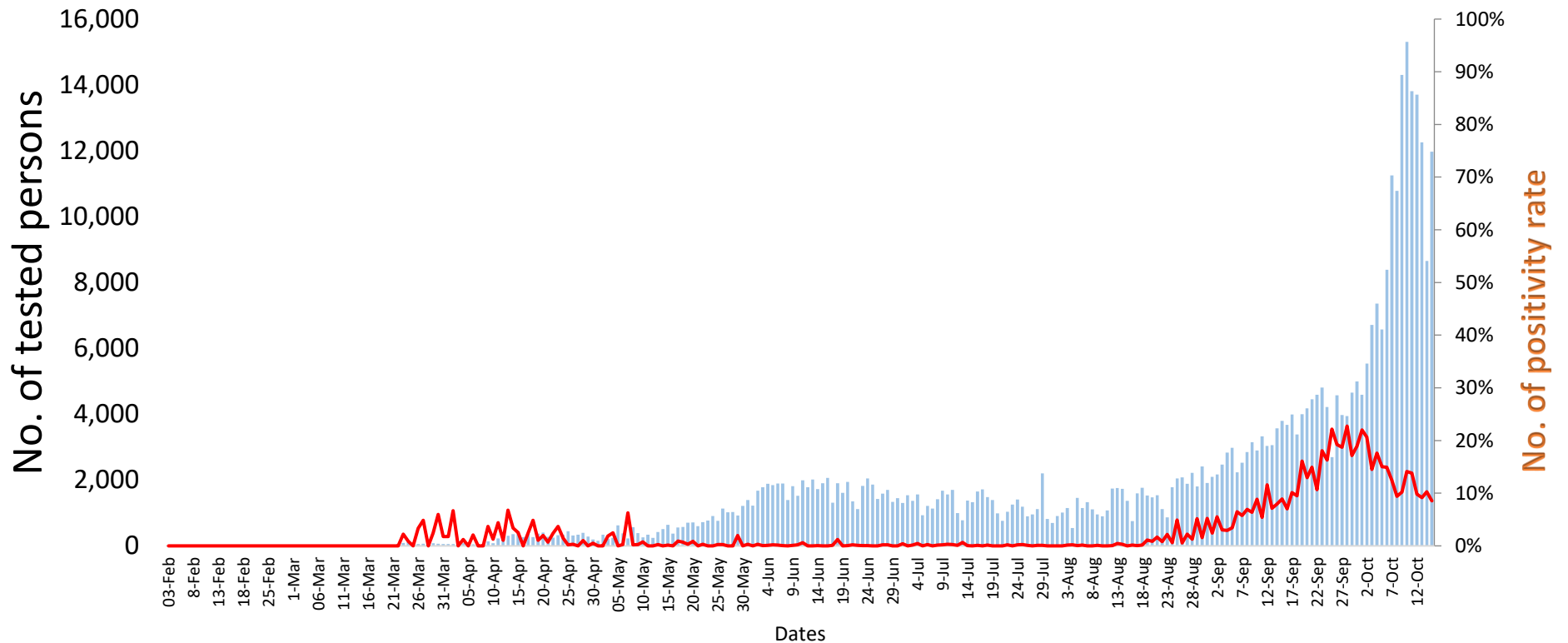
Summary of current situation		
Type	New (14.10.2020-14.10.2020)	Total (on 15.10.2020)
Suspected and Person Under Investigation (PUI)	490	2,158
Hospital Quarantine	20	424
Facility Quarantine	3,625	67,279

Person under Investigation (PUI) by State/Region hospitals (31.1.2020 – 15.10.2020) n= 23,767	No. of Facility Quarantine sites and Quarantined people on 15.10.2020
---	---

No.	State/Region	PUI	No.	State/Region	No. of facilities	Total no. of quarantine
1	Yangon	15,961	1	Yangon	362	21,502
2	Mandalay	3,069	2	Bago	1,120	10,561
3	Mon	833	3	Ayeyarwaddy	904	9,534
4	Kayin	557	4	Sagaing	670	4,052
5	Rakhine	524	5	Magway	633	4,033
6	Magway	496	6	Kachin	341	3,282
7	Ayeyarwaddy	434	7	Mandalay	434	3,021
8	Bago	432	8	Kayin	251	1,829
9	Shan(N)	378	9	Rakhine	268	1,587
10	Thanintharyi	200	10	Mon	38	1,564
11	Sagaing	163	11	Shan South	143	1,559
12	Shan (E)	160	12	Tanintharyi	153	1,398
13	Shan(S)	157	13	Shan North	435	1,144
14	Naypyitaw	142	14	Naypyitaw	12	1046
15	Kachin	106	15	Shan East	22	476
16	Kayah	92	16	Chin	28	348
17	Chin	63	17	Kayah	12	343
Total		23,767	Total		5,826	67,279

*Facility quarantine rule changed from 21 days to 14 days on 11-9-2020 while 7 days home quarantine rule remain unchanged.

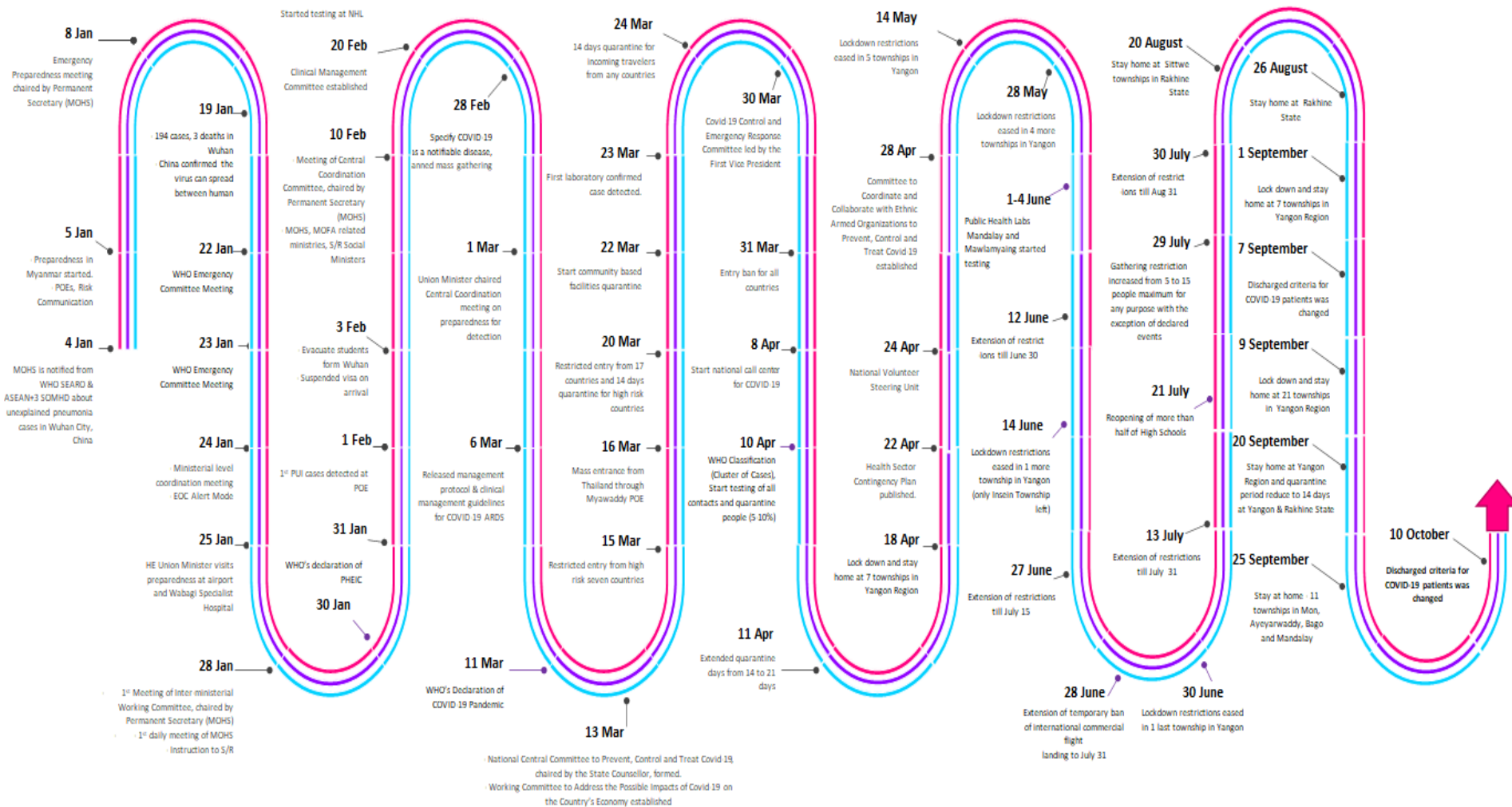
COVID-19 positivity rate by date (as of 15.10.2020)



Total tested persons - 418,617
Total confirmed cases - 32,350

■ Tested person — Positivity rate

Timeline of Preparedness and Response to COVID-19 in Myanmar (as of 15.10.2020)



Hotline Number — 0673 420 268

Data source - CEU, DMS, NHL, PHL (MDY and MLM), DMR, DSGH, State and Region Health Departments