



Ministry of Health and Sports (Myanmar)

Department of Public Health

Central Epidemiology Unit

(4 November 2020)

Situation Report -211

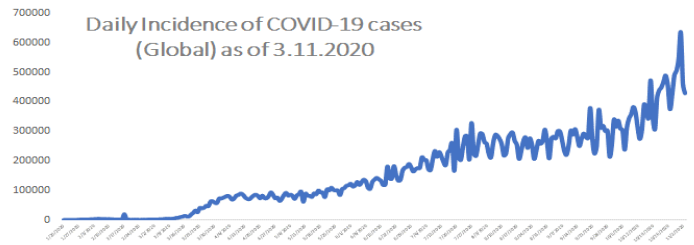
Coronavirus Disease 2019 (COVID-19)

WHO Coronavirus Disease (COVID-19) Dashboard data as of 2:46 PM CEST 3 November 2020

Confirmed cases
46,833,013

Deaths
1,204,078

Case Fatality Rate
2.6%



Myanmar Situation

Data as reported by States and Regions by 3 November 2020

Total Tested-663,529

55,804

Confirmed Cases

39,063

Discharged

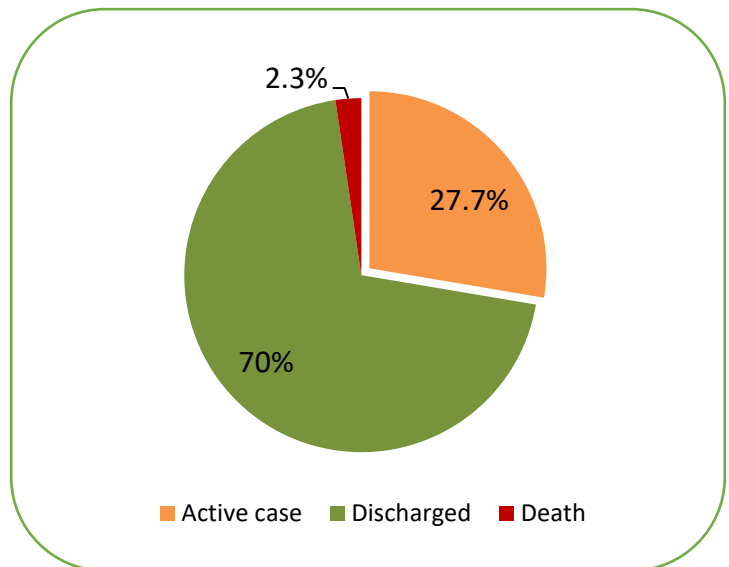
607,725

Negative

1,307

Death

Current Situation of Confirmed cases (23.3.2020-3.11.2020), n=55,804



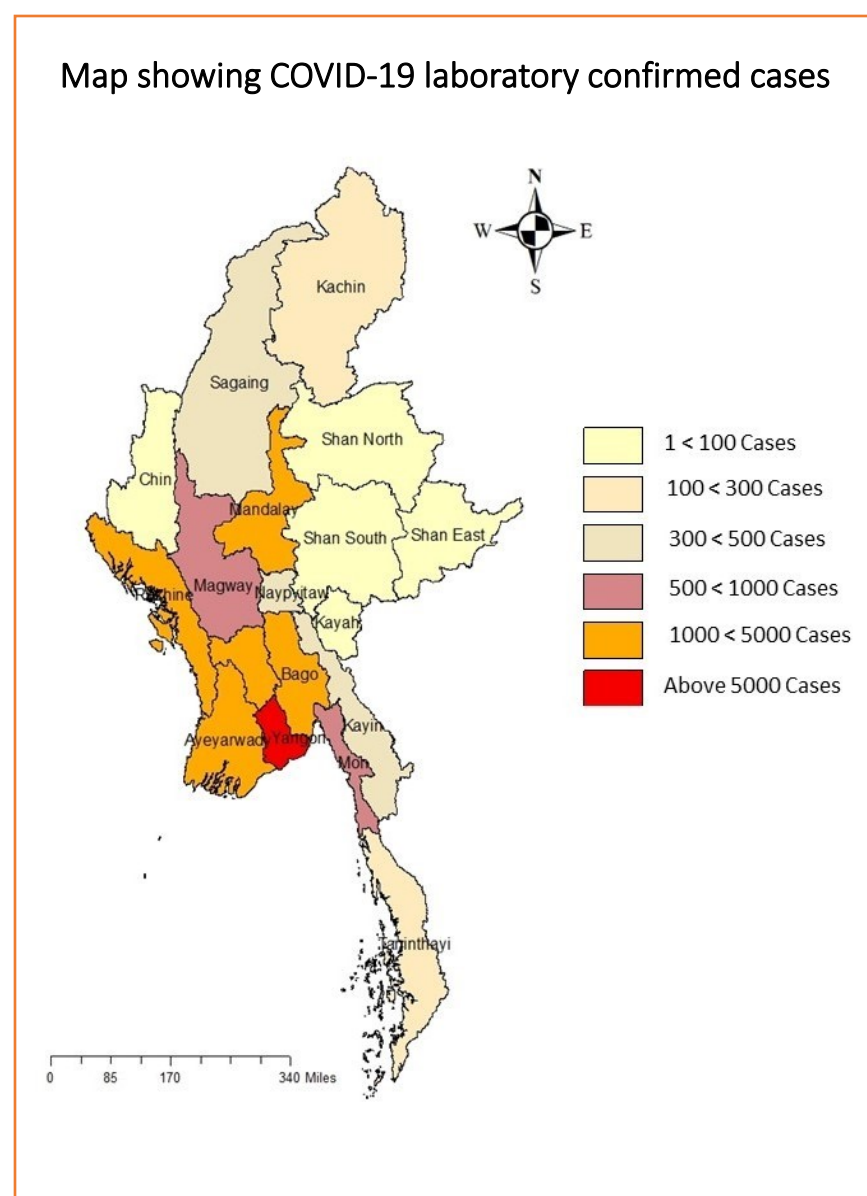
COVID-19 confirmed cases by two phases (23.3.2020 – 3-11-2020), n=55,804

Date	Local transmission		Imported		Total cases	Total Death
	No. of cases	Death	No. of case	Death		
(23.3.2020-15.8.2020)	161	5	213	1	374	6
(16.8.2020-3.11.2020)	55263	1301	167	-	55430	1301
Total	55424	1306	380	1	55804	1307

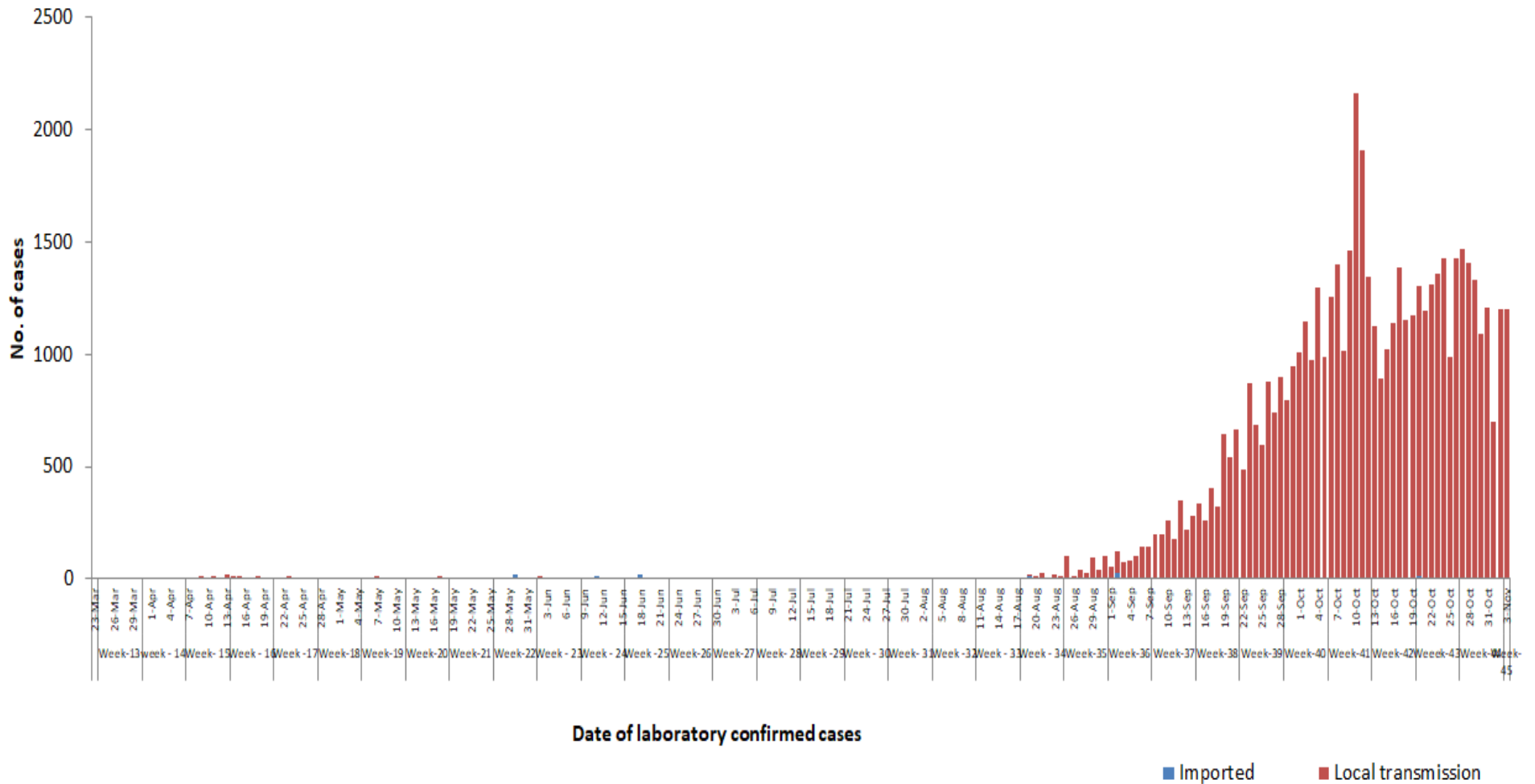
COVID-19 confirmed cases and death by State/Region (23.3.2020 – 3-11-2020), n=55,804

No	State/Region	COVID –19 Confirmed case	New confirmed cases within 24 hours	Deaths
1	Yangon	43,434	893	1,250
2	Bago	2,932	50	3
3	Rakhine	2,924	18	17
4	Mandalay	2,128	70	9
5	Ayeyarwaddy	1,287	45	6
6	Magway	769	52	1
7	Mon	657	15	9
8	Sagaing	434	3	1
9	Kayin	361	42	6
10	Naypyitaw	300	-	3
11	Thanintharyi	236	7	-
12	Kachin	142	-	-
13	Shan (South)	81	-	1
14	Chin	68	-	1
15	Shan (North)	33	2	-
16	Shan (East)	14	-	-
17	Kayah	4	-	-
Total		55,804	1,197	1,307

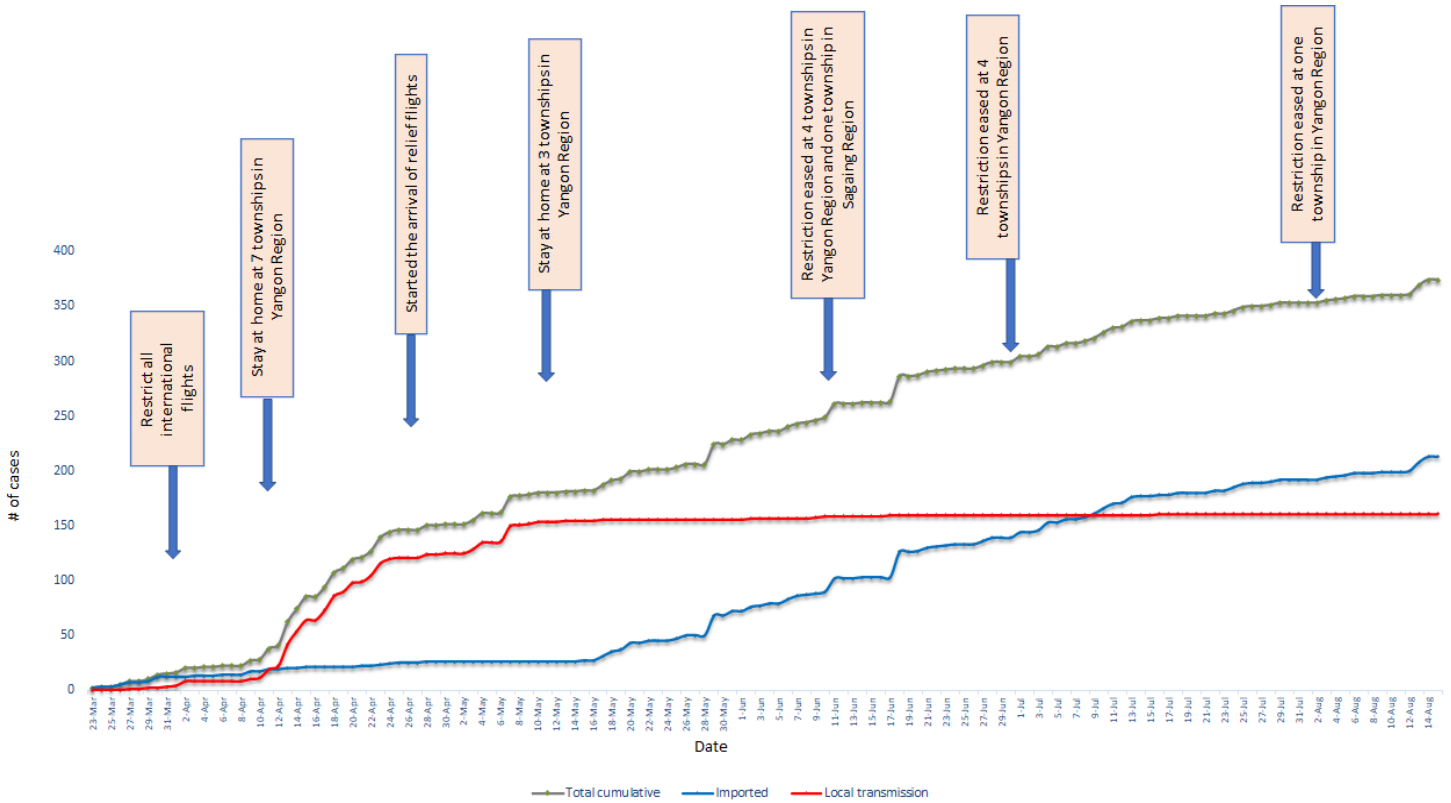
*No. of new cases by State and Region are counted according to epidemiology situation



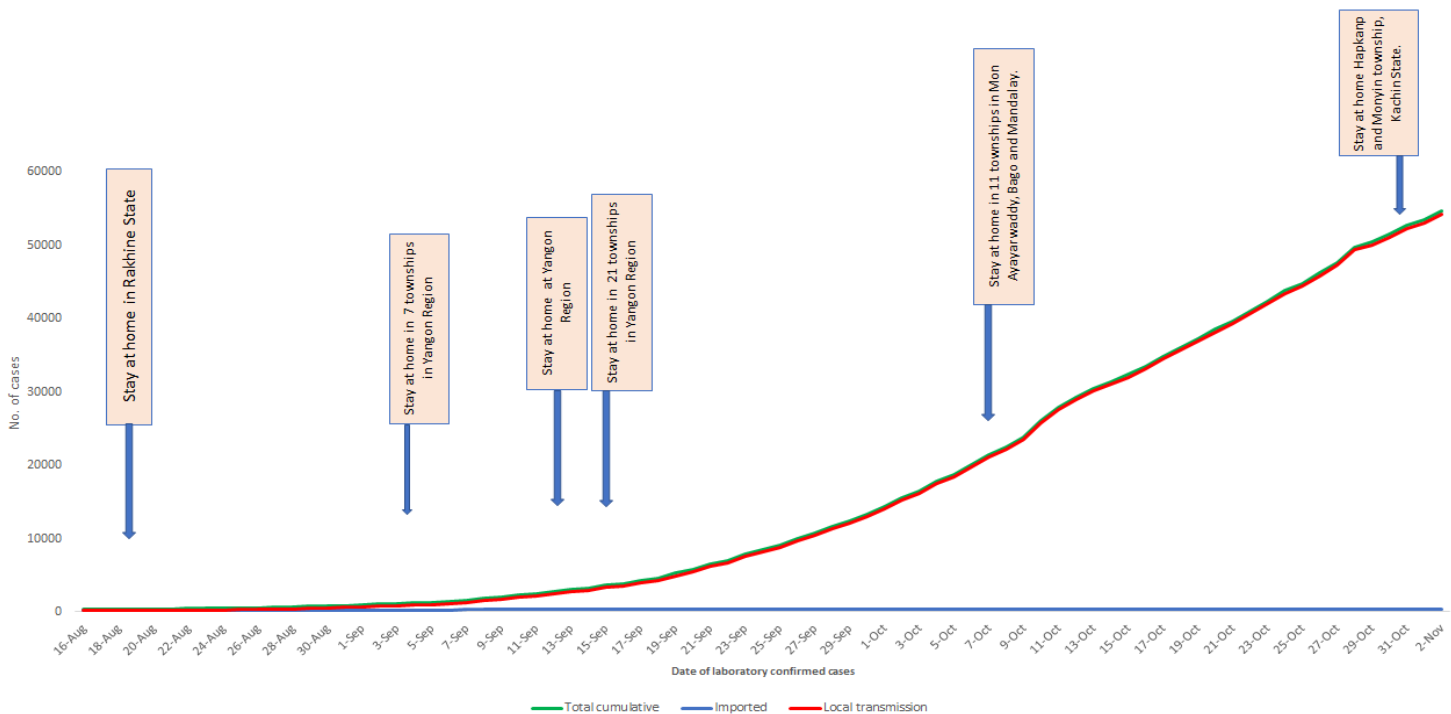
COVID-19 confirmed cases by types of transmissions (as of 3.11.2020) n=55,804



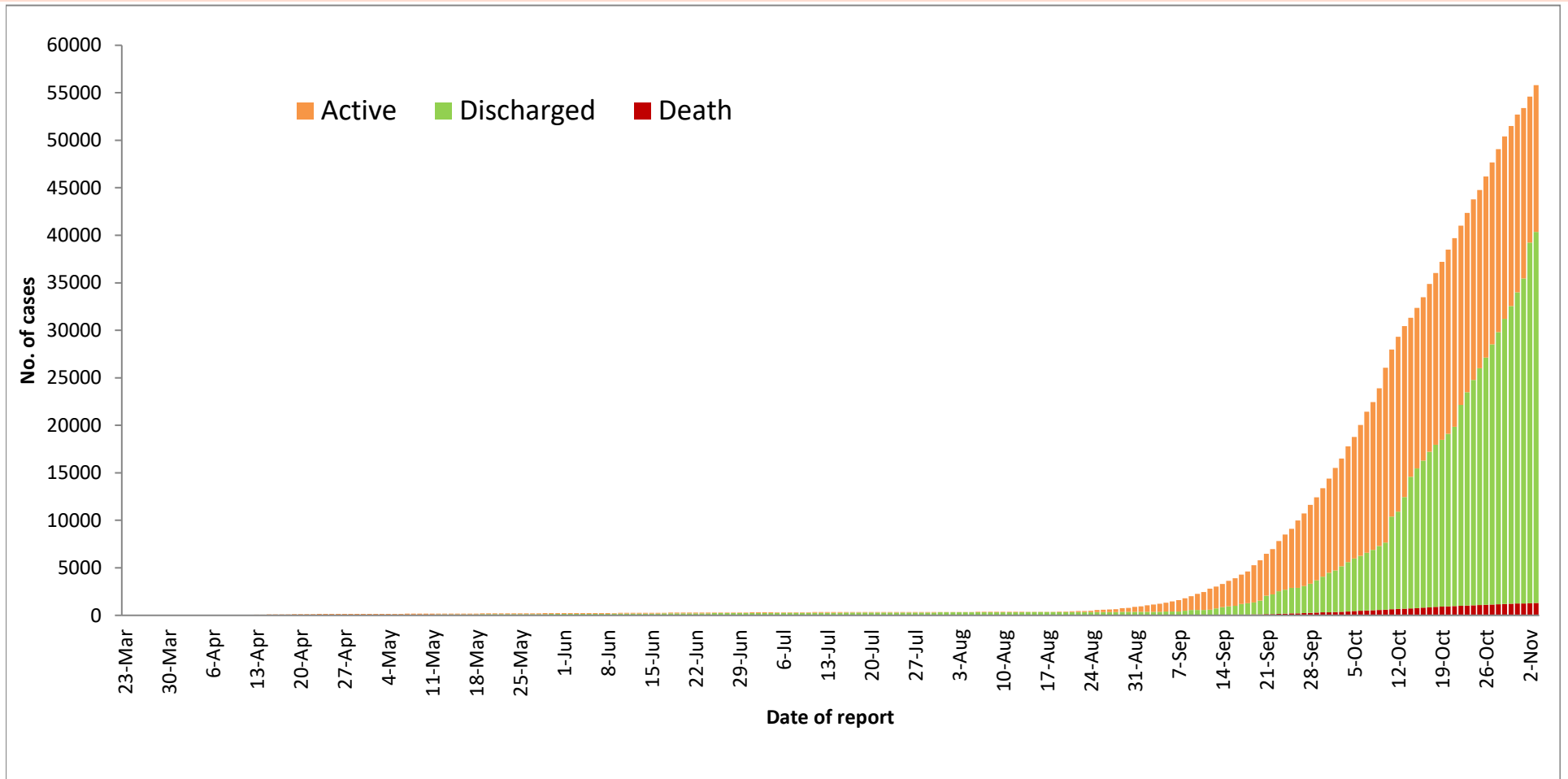
Total cumulative number of cases, imported and local transmission cases by date (23.3.2020- 15.8.2020), n= 374



Total cumulative number of cases, imported and local transmission cases by date (16.8.2020- 3.11.2020)



Cumulative Number of active confirmed cases, discharged and deaths (23.3.2020 – 3.11.2020), n (cumulative)=55,804



* Discharged criteria for COVID-19 patients was changed on 10.10.2020

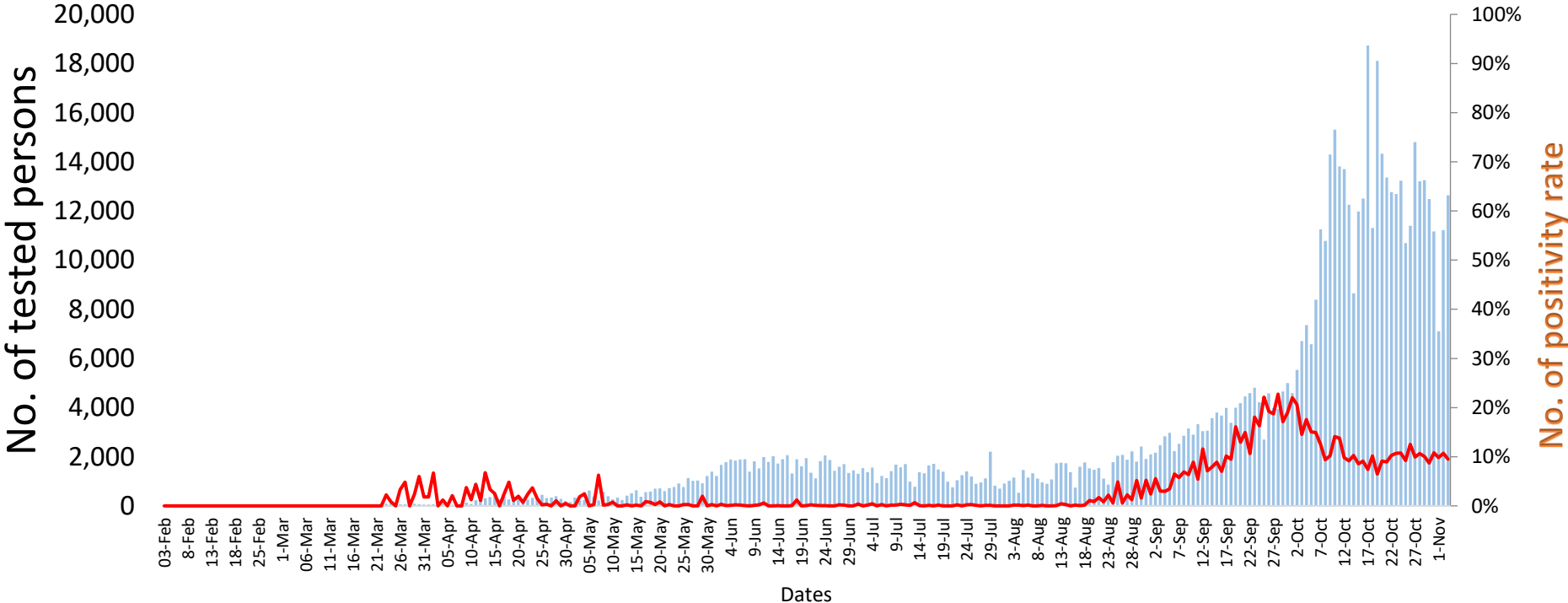
Summary of current situation		
Type	New (2.11.2020-3.11.2020)	Total (on 3.11.2020)
Suspected and Person Under Investigation (PUI)	504	1,539
Hospital Quarantine	21	279
Facility Quarantine	2,409	46,832

Person under Investigation (PUI) by State/Region hospitals (31.1.2020 – 3.11.2020) n= 33,003	No. of Facility Quarantine sites and Quarantined people on 3.11.2020
----------------------------------------------------------------------------------------------	----------------------------------------------------------------------

No.	State/Region	PUI	No.	State/Region	No. of facilities	Total no. of quarantine
1	Yangon	22755	1	Ayeyarwaddy	1,339	12,597
2	Mandalay	4150	2	Yangon	324	9,930
3	Mon	1027	3	Bago	961	5,315
4	Kayin	721	4	Sagaing	839	3,041
5	Ayeyarwaddy	711	5	Magway	469	2,760
6	Rakhine	641	6	Mandalay	177	2,432
7	Magway	613	7	Kachin	231	1,787
8	Bago	581	8	Kayin	200	1,709
9	Shan (N)	429	9	Rakhine	280	1,468
10	Thanintharyi	333	10	Naypyitaw	7	1,269
11	Naypyitaw	202	11	Mon	25	1,193
12	Sagaing	199	12	Tanintharyi	153	1,036
13	Shan (E)	181	13	Shan South	118	1,009
14	Shan (S)	168	14	Shan North	413	581
15	Kachin	116	15	Kayah	12	320
16	Kayah	97	16	Shan East	20	211
17	Chin	79	17	Chin	24	174
Total		33,003	Total		5,592	46,832

*Facility quarantine rule changed from 21 days to 14 days on 11-9-2020 while 7 days home quarantine rule remain unchanged.

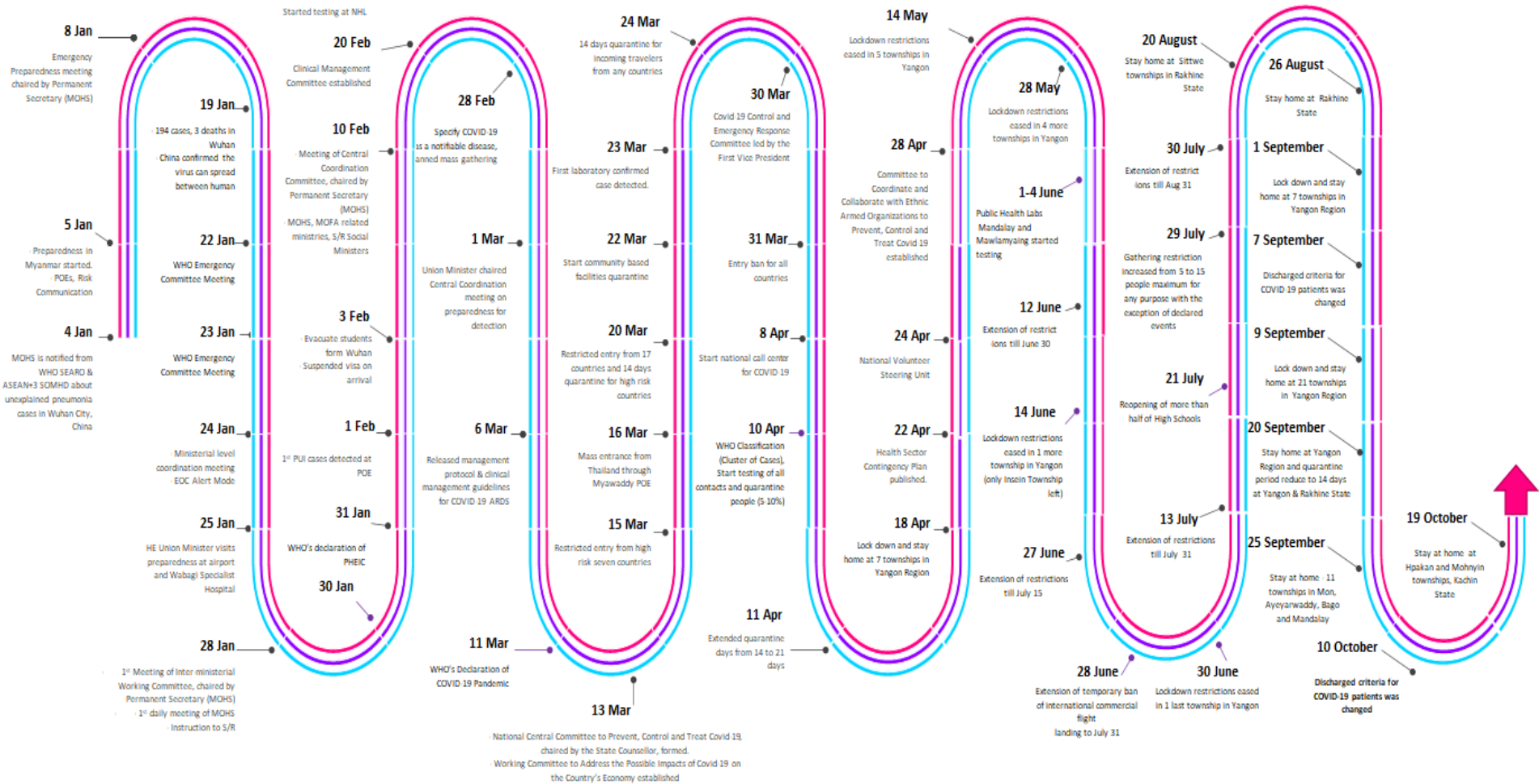
COVID-19 positivity rate by date (as of 3.11.2020)



Total tested persons - 663,529
 Total confirmed cases - 55,804

■ Tested person — Positivity rate

Timeline of Preparedness and Response to COVID-19 in Myanmar (as of 3.11.2020)



Hotline Number — 0673 420 268

Data source - CEU, DMS, NHL, PHL (MDY and MLM), DMR, DSGH, State and Region Health Departments