



Ministry of Health and Sports (Myanmar)

Department of Public Health

Central Epidemiology Unit

(31 October 2020)

Situation Report -207

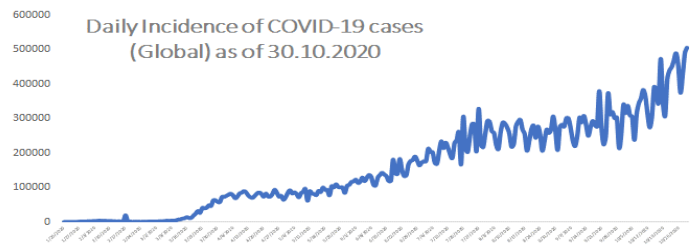
Coronavirus Disease 2019 (COVID-19)

WHO Coronavirus Disease (COVID-19) Dashboard data as of 4:09 PM CEST 30 October 2020

Confirmed cases
44,761,794

Deaths
1,177,722

Case Fatality Rate
2.6%



Myanmar Situation

Data as reported by States and Regions by 30 October 2020

Total Tested-621,383

51,496

Confirmed Cases

31,330

Discharged

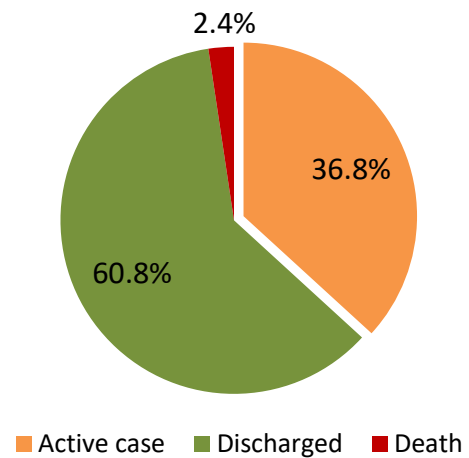
569,887

Negative

1,219

Death

Current Situation of Confirmed cases (23.3.2020-30.10.2020), n=51,496



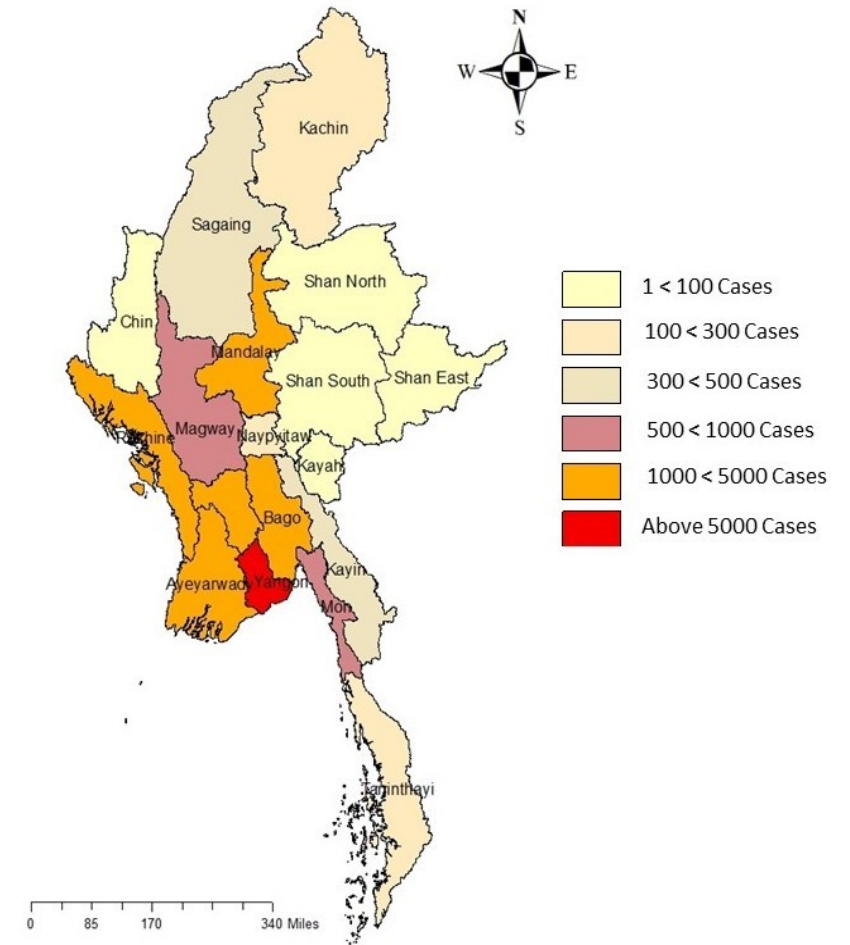
COVID-19 confirmed cases by two phases (23.3.2020 – 30-10-2020), n=51,496

Date	Local transmission		Imported		Total cases	Total Death
	No. of cases	Death	No. of case	Death		
(23.3.2020-15.8.2020)	161	5	213	1	374	6
(16.8.2020-30.10.2020)	50962	1213	160	-	51122	1213
Total	51123	1218	373	1	51496	1219

COVID-19 confirmed cases and death by State/Region (23.3.2020 – 30-10-2020), n=51,496

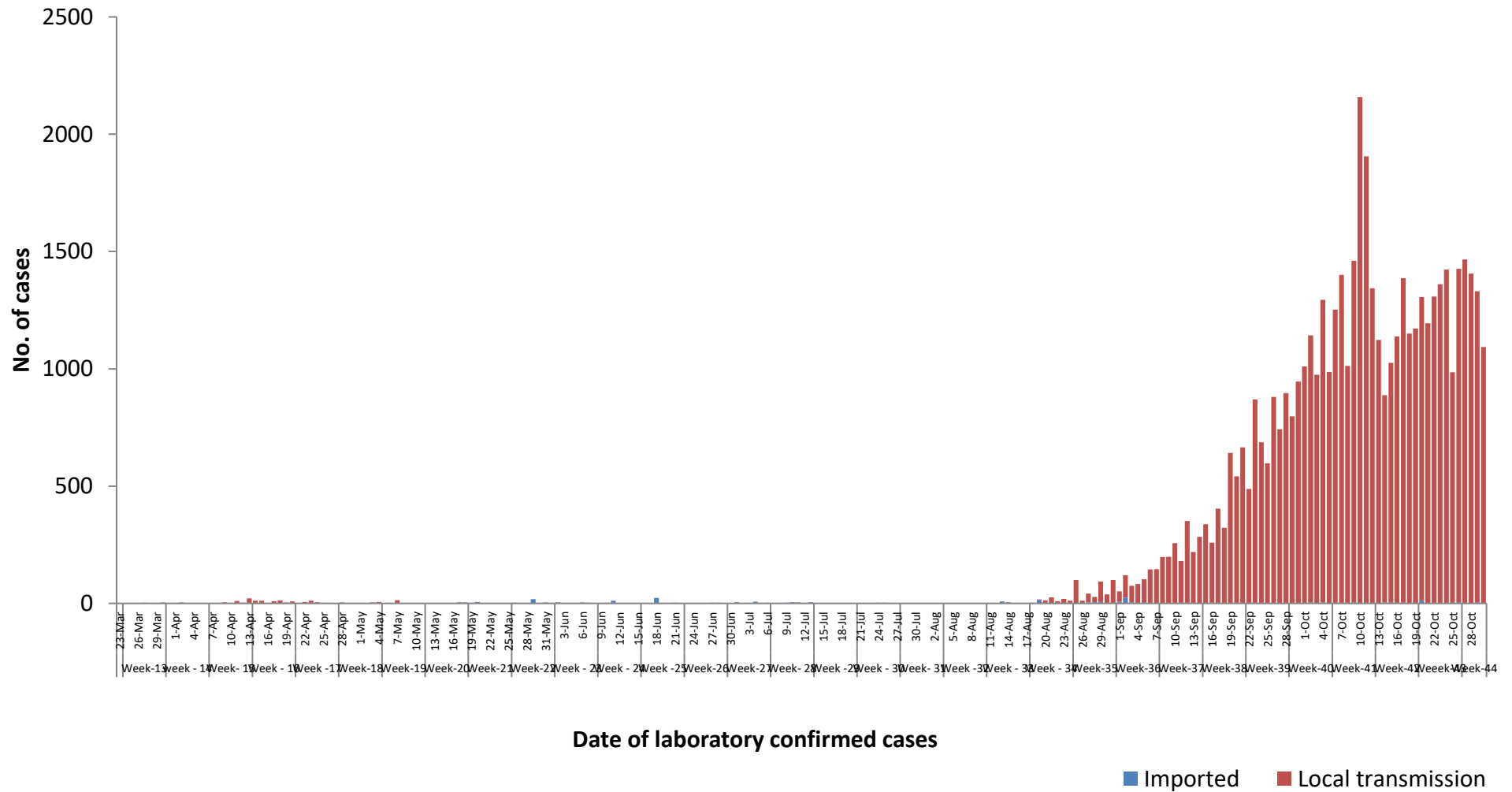
No	State/Region	COVID –19 Confirmed case	New confirmed cases within 24 hours	Deaths
1	Yangon	40,103	880	1,166
2	Rakhine	2,877	19	16
3	Bago	2,669	45	3
4	Mandalay	1,841	44	7
5	Ayeyarwaddy	1,146	44	6
6	Magway	695	22	1
7	Mon	623	5	9
8	Sagaing	383	13	1
9	Kayin	304	-	5
10	Naypyitaw	297	2	3
11	Thanintharyi	226	6	-
12	Kachin	140	8	-
13	Shan (South)	80	4	1
14	Chin	66	-	1
15	Shan (North)	29	-	-
16	Shan (East)	13	1	-
17	Kayah	4	-	-
Total		51,496	1,093	1,219

Map showing COVID-19 laboratory confirmed cases

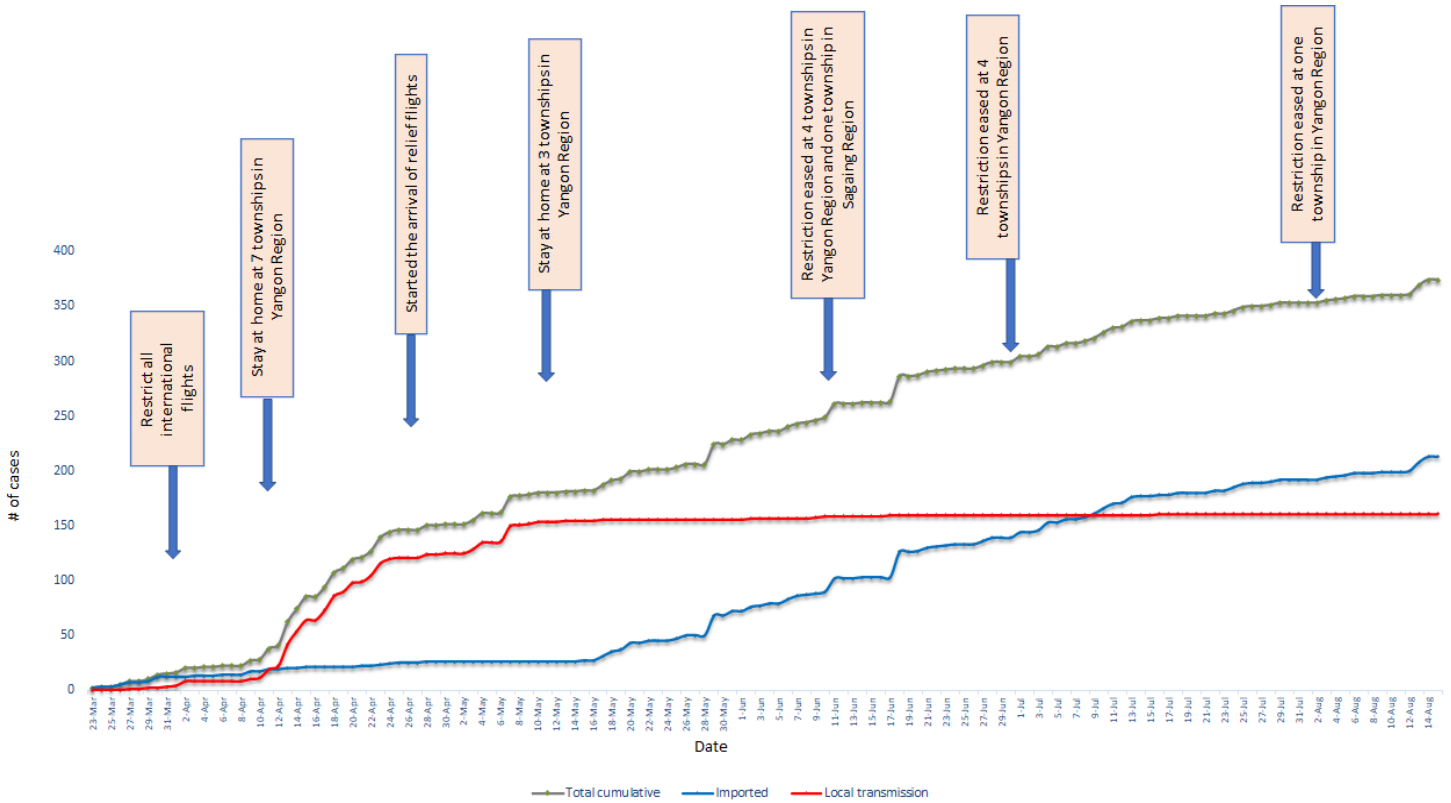


*No. of new cases by State and Region are counted according to epidemiology situation

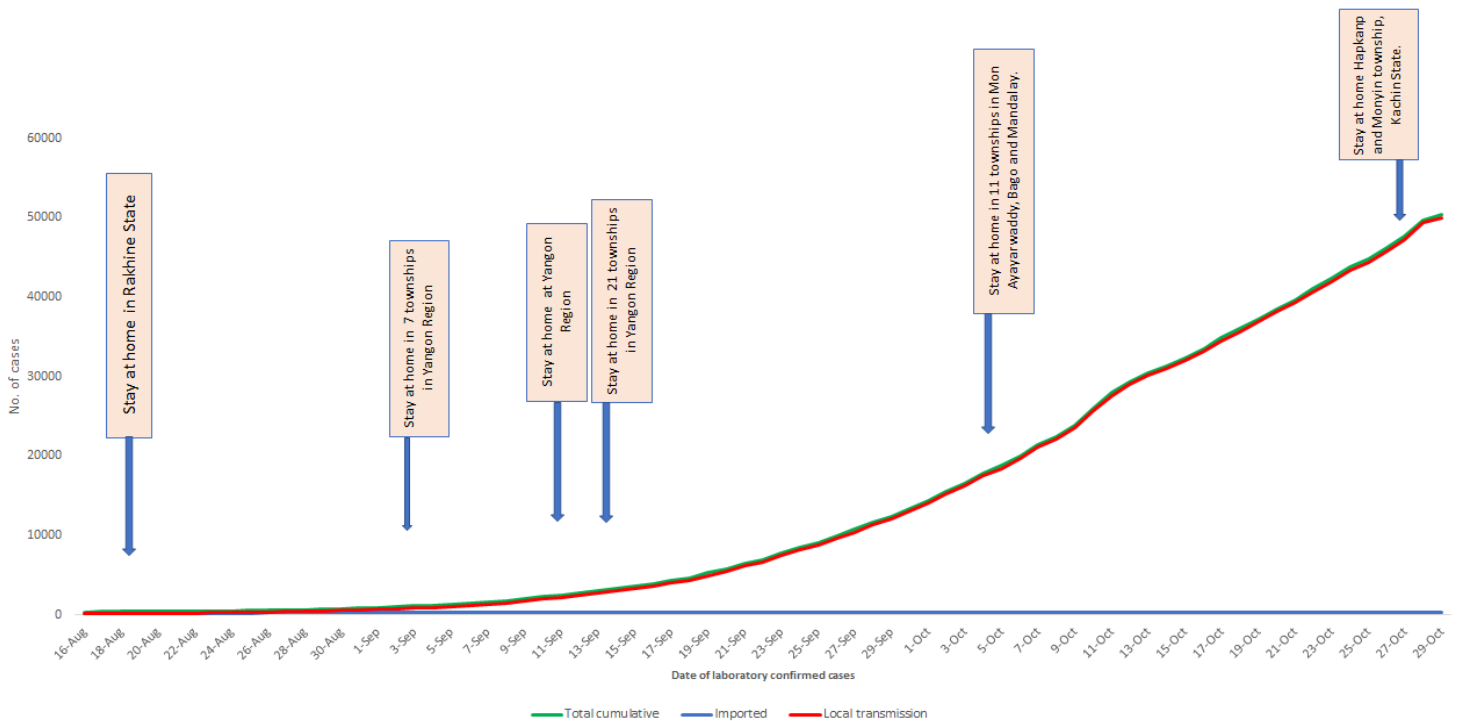
COVID-19 confirmed cases by types of transmissions (as of 30.10.2020) n=51,496



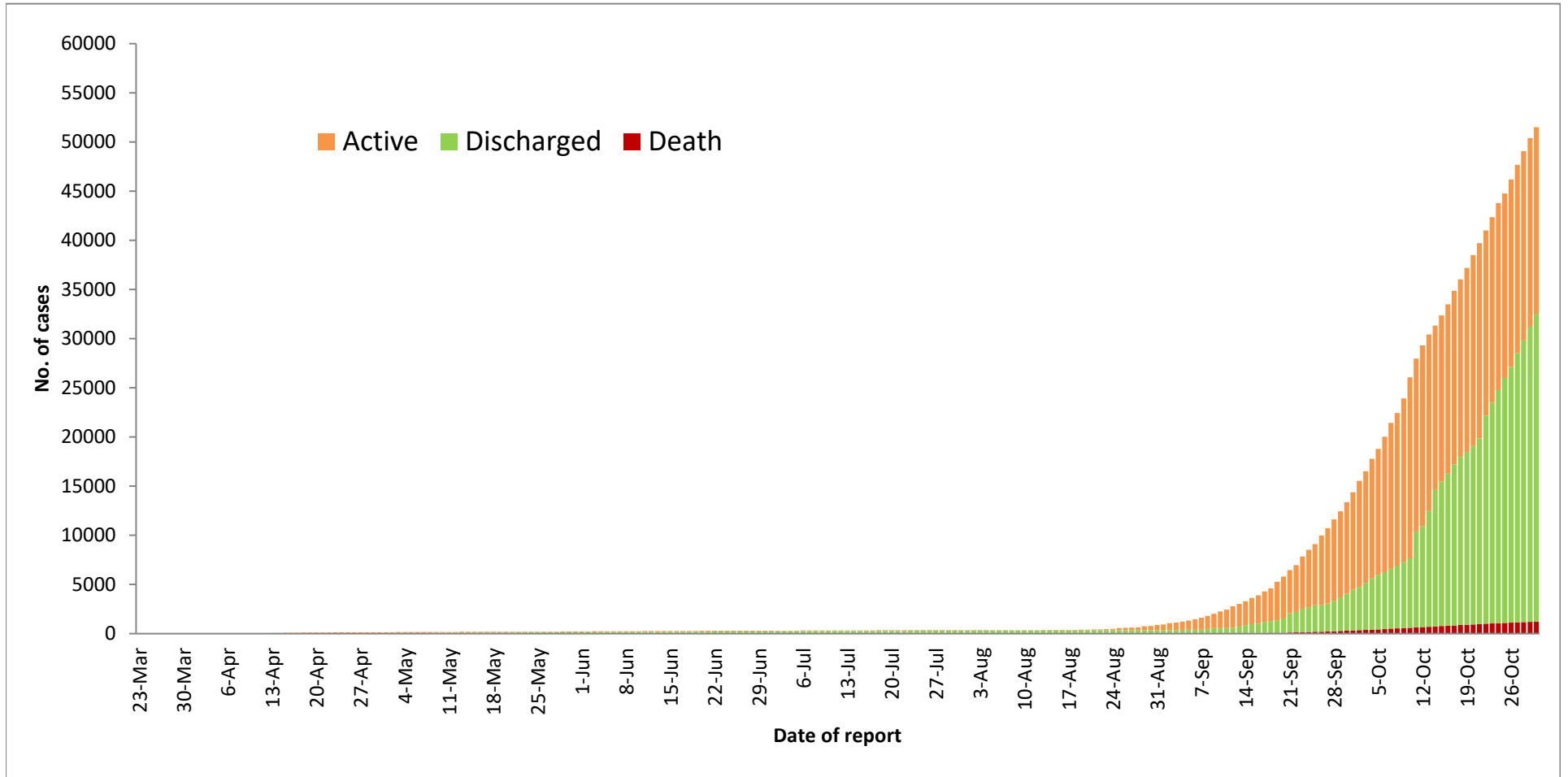
Total cumulative number of cases, imported and local transmission cases by date (23.3.2020- 15.8.2020), n= 374



Total cumulative number of cases, imported and local transmission cases by date (16.8.2020- 30.10.2020)



Cumulative Number of active confirmed cases, discharged and deaths (23.3.2020 – 30.10.2020), n (cumulative)=51,496



* Discharged criteria for COVID-19 patients was changed on 10.10.2020

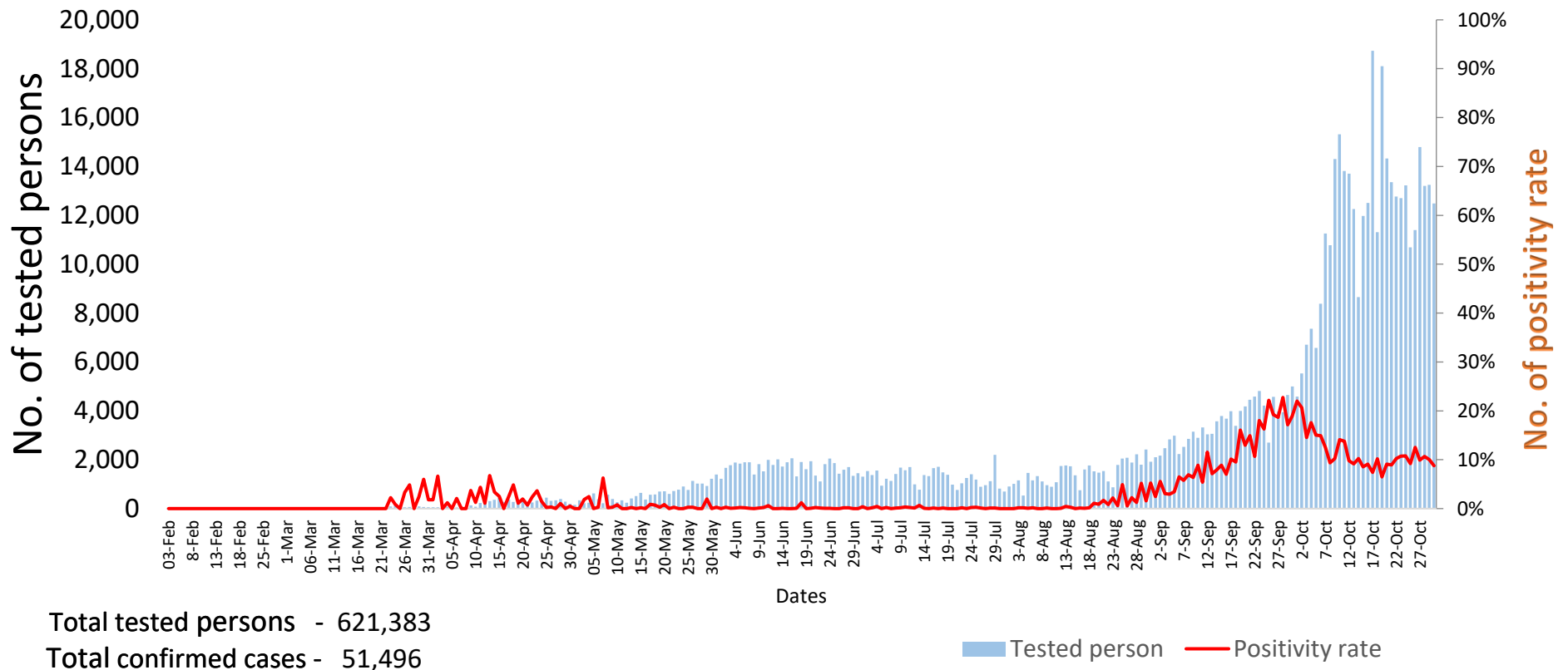
Summary of current situation		
Type	New (29.10.2020-30.10.2020)	Total (on 30.10.2020)
Suspected and Person Under Investigation (PUI)	457	1,523
Hospital Quarantine	63	293
Facility Quarantine	3,112	49,794

Person under Investigation (PUI) by State/Region hospitals (31.1.2020 – 30.10.2020) n= 31,212	No. of Facility Quarantine sites and Quarantined people on 30.10.2020
---	---

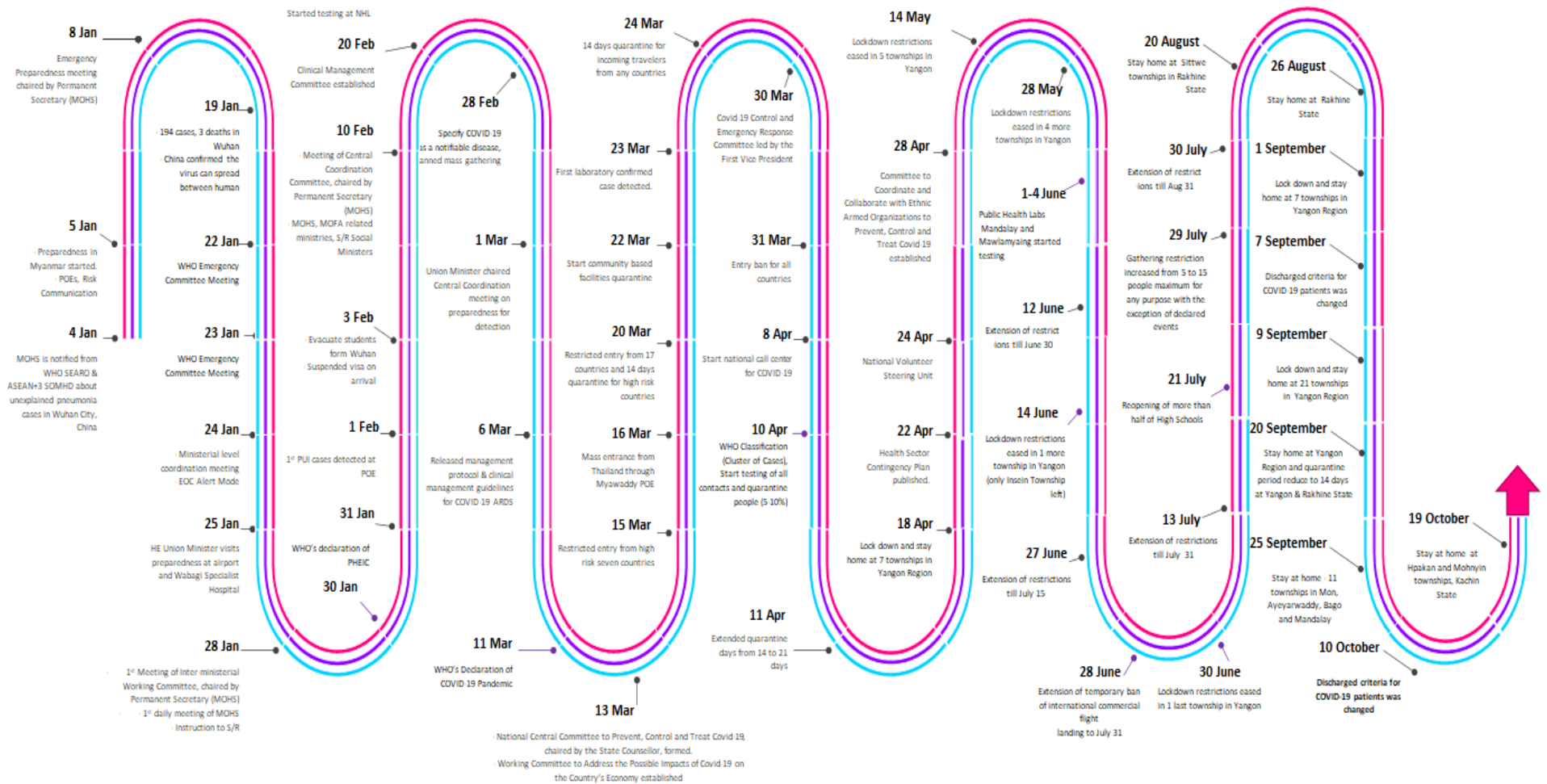
No.	State/Region	PUI	No.	State/Region	No. of facilities	Total no. of quarantine
1	Yangon	21447	1	Ayeyarwaddy	1,330	12,281
2	Mandalay	3956	2	Yangon	329	10,762
3	Mon	994	3	Bago	902	6,657
4	Kayin	672	4	Sagaing	839	3,288
5	Ayeyarwaddy	643	5	Magway	469	2,983
6	Rakhine	629	6	Mandalay	197	2,421
7	Magway	595	7	Kachin	248	1,970
8	Bago	543	8	Kayin	199	1,711
9	Shan (N)	414	9	Rakhine	291	1,545
10	Thanintharyi	305	10	Mon	24	1,419
11	Sagaing	195	11	Tanintharyi	153	1,175
12	Naypyitaw	189	12	Naypyitaw	6	1,165
13	Shan (E)	178	13	Shan South	118	909
14	Shan (S)	167	14	Shan North	415	691
15	Kachin	112	15	Kayah	12	334
16	Kayah	95	16	Shan East	20	330
17	Chin	78	17	Chin	26	153
Total		31,212	Total		5,578	49,794

*Facility quarantine rule changed from 21 days to 14 days on 11-9-2020 while 7 days home quarantine rule remain unchanged.

COVID-19 positivity rate by date (as of 30.10.2020)



Timeline of Preparedness and Response to COVID-19 in Myanmar (as of 30.10.2020)



Hotline Number — 0673 420 268

Data source - CEU, DMS, NHL, PHL (MDY and MLM), DMR, DSGH, State and Region Health Departments