



# Ministry of Health and Sports (Myanmar)

## Department of Public Health

### Central Epidemiology Unit

( 28 May 2020)

### Coronavirus Disease 2019 (COVID-19)

Situation Report - 51

Data as reported by States and Regions by 1:30 AM MST 28 May 2020

**Global Situation**  
(WHO situation report - 128)  
data as of 14:30 MST 28 May 2020

**Confirmed cases**  
**5,556,679**

**Deaths**  
**351,866**

**Case Fatality Rate**  
**6.3 %**

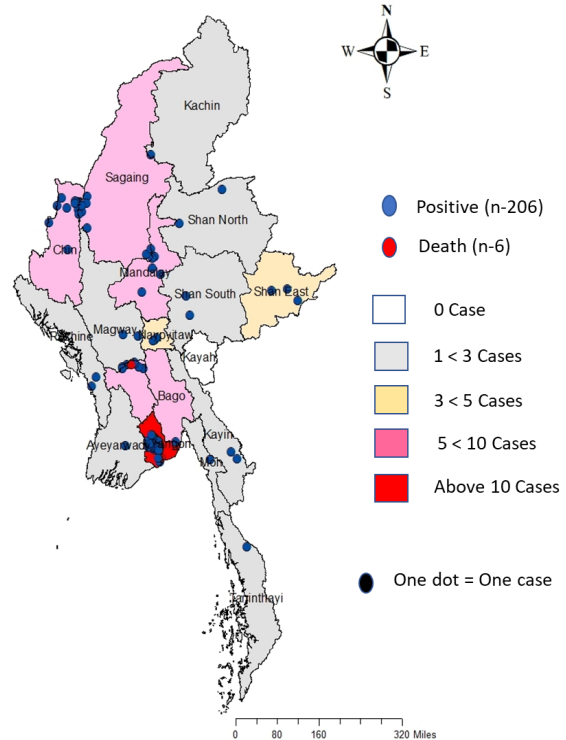


### Myanmar Situation

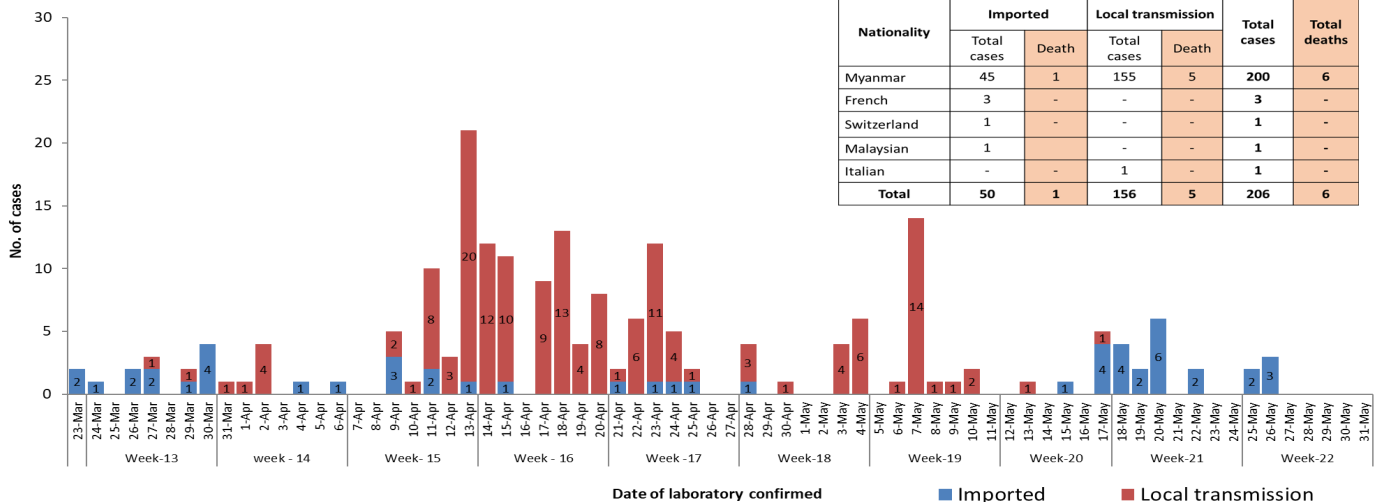
<b>Total tested</b> <b>22,464</b>	<b>Confirmed cases</b> <b>206</b>	<b>Negative</b> <b>22,258</b>	<b>Recovered</b> <b>126</b> 63.1% of confirmed cases	<b>Active</b> <b>74</b> 33.9% of confirmed cases	<b>Death</b> <b>6</b> 2.9% of confirmed cases
--------------------------------------	--------------------------------------	----------------------------------	--	--	---

No.	State/Region	COVID-19 Confirmed case	Recovered	Deaths
1.	Yangon	161	98	5
2.	Chin	9	2	-
3.	Bago	7	6	1
4.	Sagaing	7	6	-
5.	Shan(East)	3	2	-
6.	Mandalay	3	3	-
7.	Shan(South)	2	2	-
8.	Shan(North)	2	2	-
9.	Naypyitaw	2	2	-
10.	Kayin	2	-	-
11.	Magway	2	1	-
12.	Rakhine	2	-	-
13.	Mon	1	1	-
14.	Kachin	1	1	-
15.	Thanintharyi	1	-	-
16.	Ayeyarwaddy	1	-	-
17.	Kayah	-	-	-
<b>Total</b>		<b>206</b>	<b>126</b>	<b>6</b>

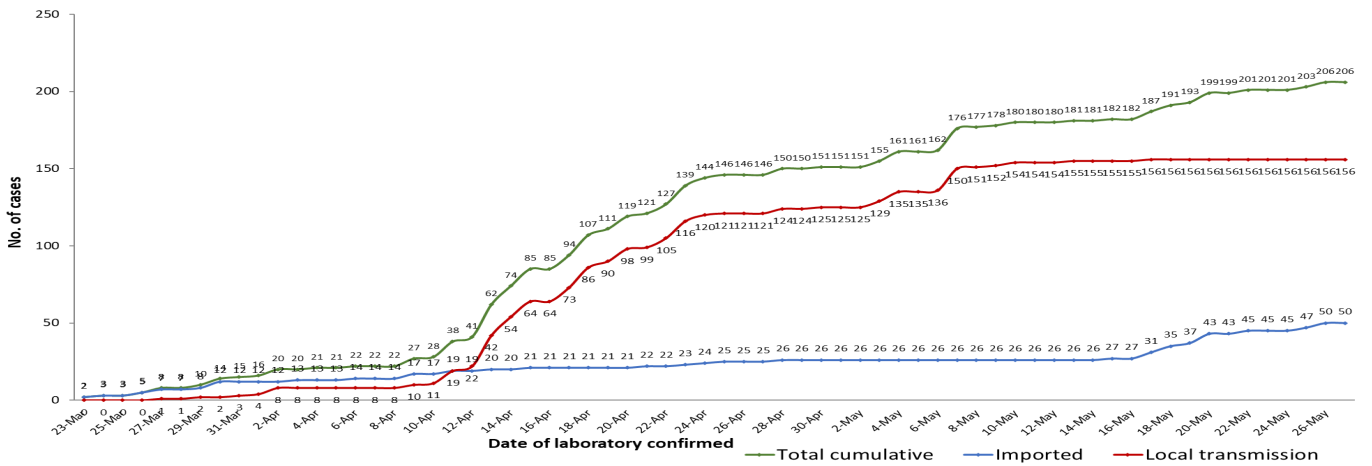
Map showing COVID-19 laboratory confirmed cases



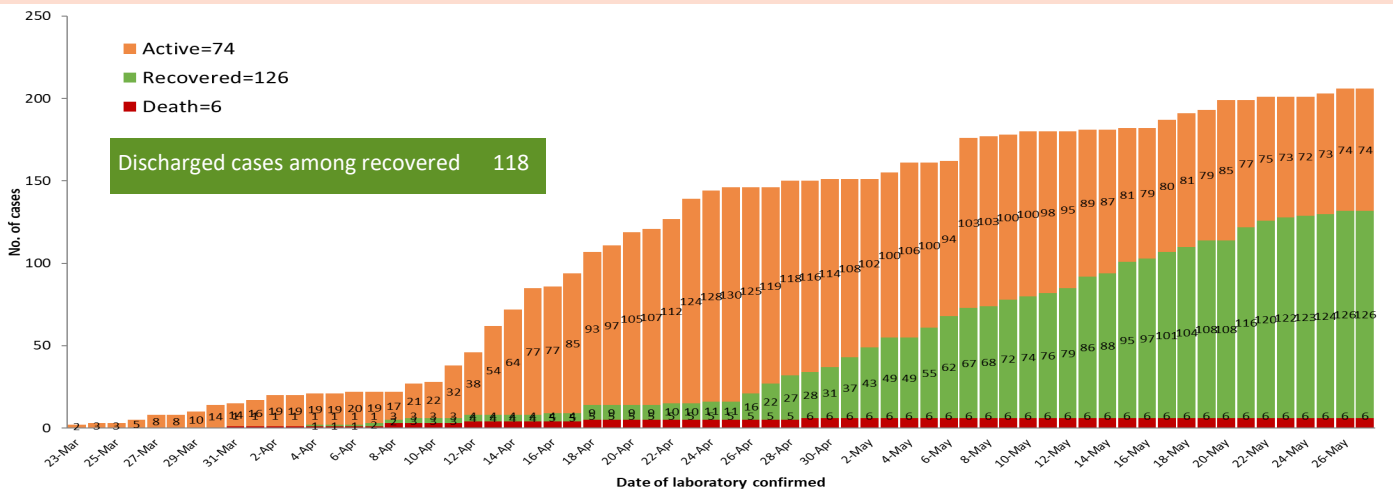
COVID-19 confirmed cases by types of transmissions (as of 28-5-2020, 1:30 am) n=206



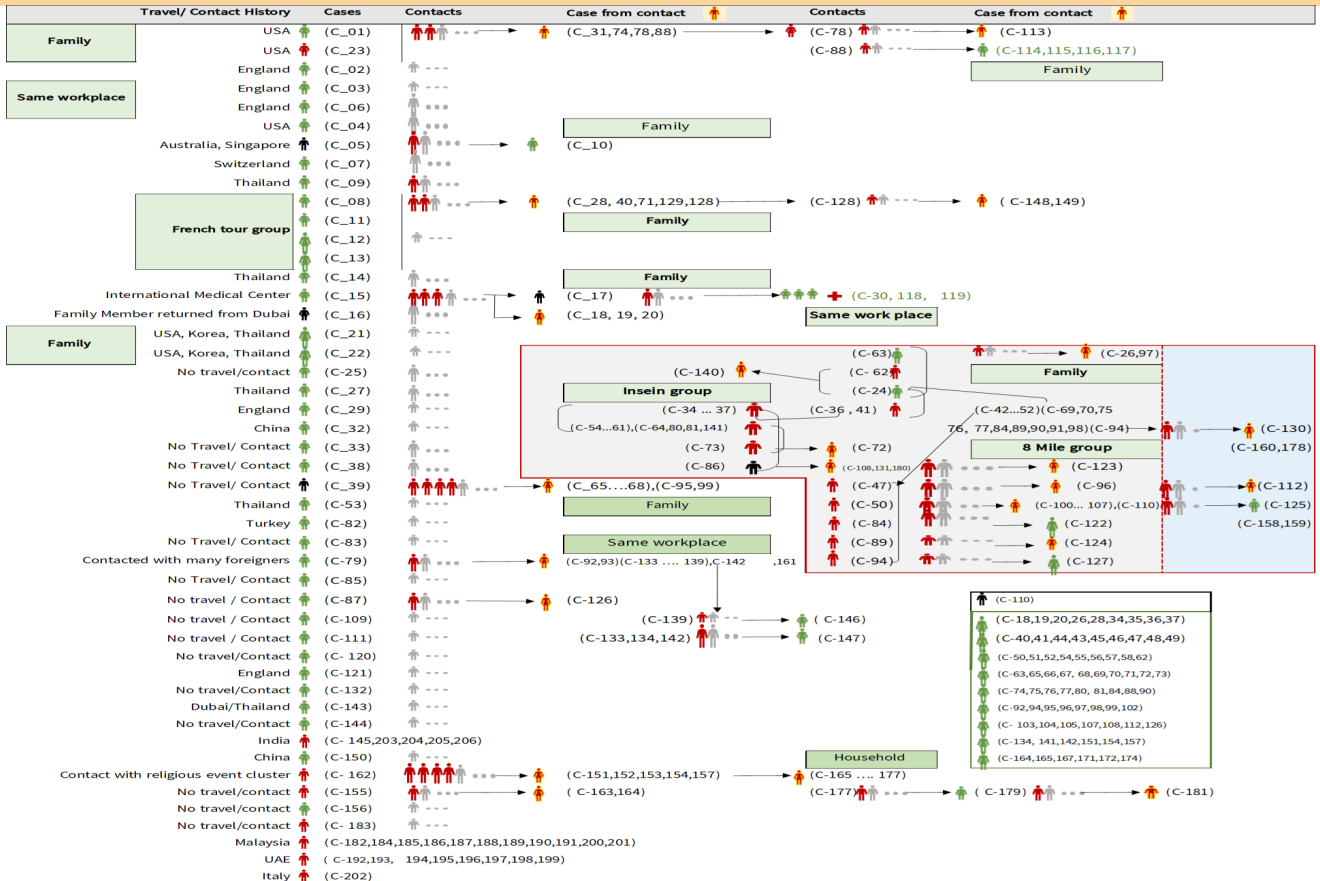
### Total laboratory confirmed cases by date (as of 28.5.2020, 1:00 am, n= 206



### Cumulative Number of active confirmed cases, recovered and death ( 23.3.2020-28.5.2020) , n=206



### Summary of COVID-19 confirmed cases (as of 27-5-2020), n (contact)= 4,767

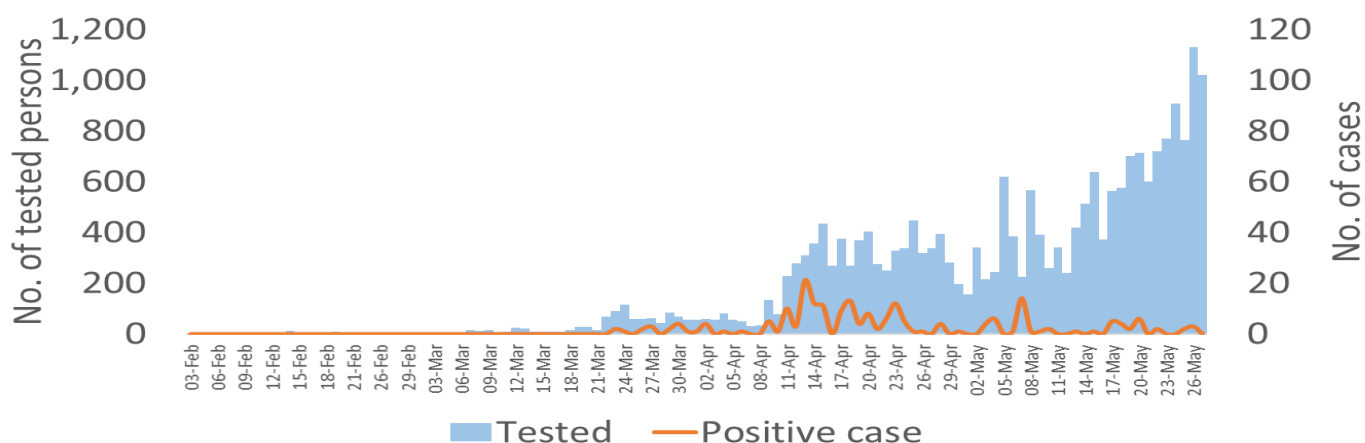


### Summary of current situation

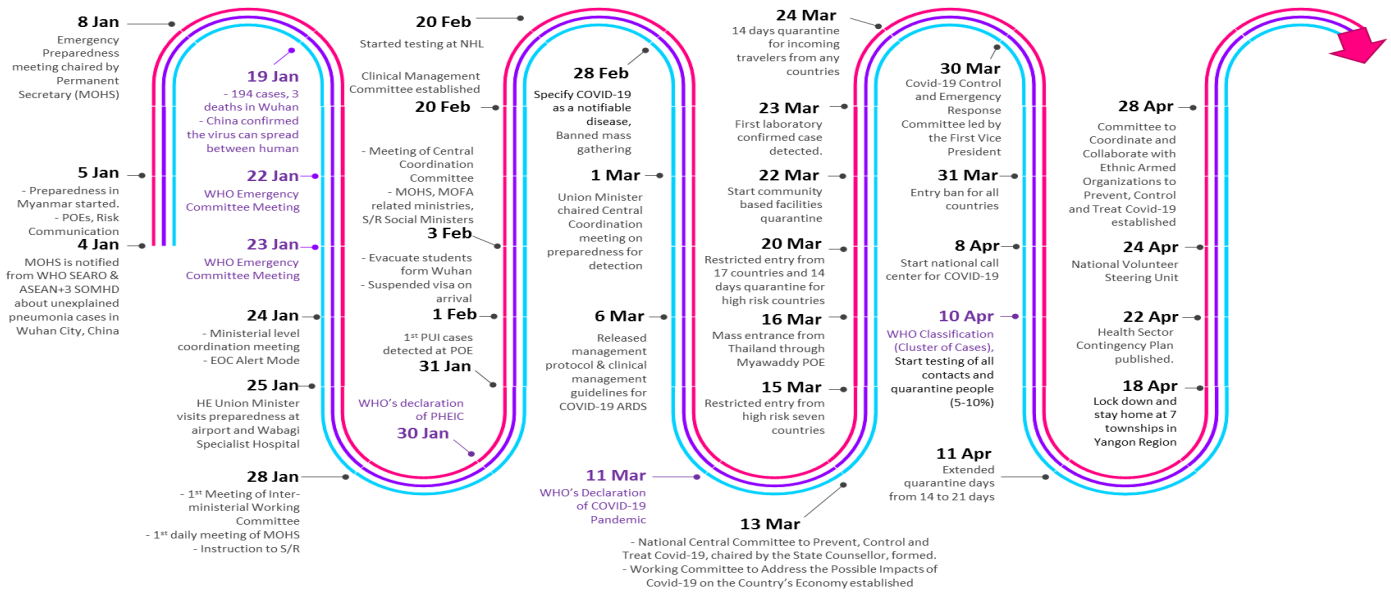
Type	New (26.5.2020-27.5.2020)	Total (on 27.5.2020)
Suspected and Person Under Investigation (PUI)	62	301
Hospital Quarantine	6	99
Facility Quarantine	1,573	53,477

Person under Investigation (PUI) by State/Region hospitals (31.1.2020 – 27.5.2020) n= 4,843			No. of Facility Quarantine sites and Quarantined people on 27.5.2020			
No.	State/Region	PUI	No.	State/Region	No. of facilities	Total no. of quarantine people
1.	Yangon	2522	1.	Magway	2,880	12,709
2.	Mandalay	855	2.	Sagaing	1,859	6,817
3.	Shan (N)	183	3.	Kachin	670	5,753
4.	Bago	169	4.	Ayeyarwaddy	1337	4,586
5.	Magway	164	5.	Rakhine	787	4,356
6.	Mon	164	6.	Mandalay	806	4,259
7.	Kayin	157	7.	Bago	487	3,636
8.	Shan (E)	97	8.	Yangon	56	2,650
9.	Ayeyarwaddy	96	9.	Shan North	356	2,414
10.	Shan (S)	84	10.	Tanintharyi	189	1,449
11.	Sagaing	74	11.	Kayin	180	1,287
12.	Kayah	67	12.	Shan S	114	1,000
13.	Naypyitaw	60	13.	Naypyitaw	19	998
14.	Rakhine	54	14.	Mon	27	665
15.	Tanintharyi	50	15.	Shan East	11	423
16.	Kachin	27	16.	Chin	44	317
17.	Chin	20	17.	Kayah	18	158
<b>Total</b>	<b>4,843</b>		<b>Total</b>		<b>9,840</b>	<b>53,477</b>

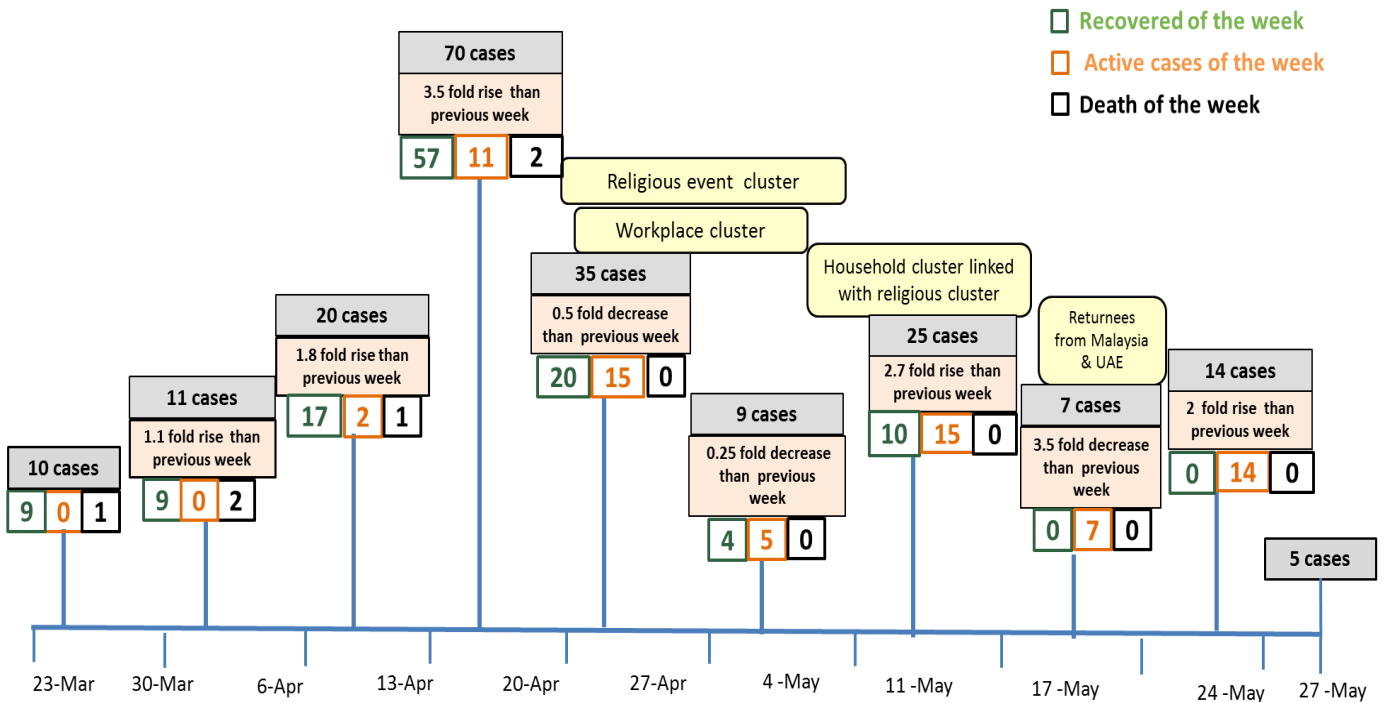
### COVID-19 confirmed cases among tested by date (as of 27.5.2020)



# Timeline of Preparedness and Response to COVID-19 in Myanmar (as of 27.5.2020)



## Summary of new confirmed cases detection after first two cases (as of 27.5.2020)



- Confirmed cases were detected as peak in the 4th week after first confirmed cases due to religious event cluster .
- Confirmed cases were decreased but still raised than the first 3 weeks due to religious event cluster and workplace cluster.
- There were an increased in numbers of cases in week 7th after the first two cases due to household cluster linked with religious cluster.

Hotline Number— 0673 420 268

Data source - CEU, DMS, NHL, DMR, State and Region Health Departments