



Ministry of Health and Sports (Myanmar)

Department of Public Health

Central Epidemiology Unit

(28 November 2020)

Situation Report -235

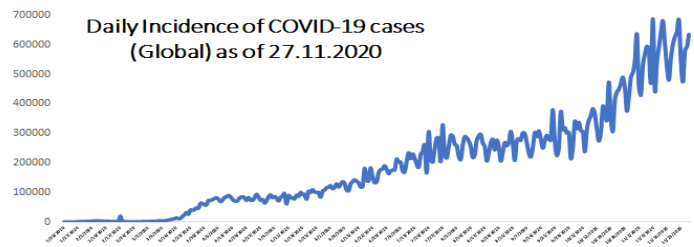
Coronavirus Disease 2019 (COVID-19)

WHO Coronavirus Disease (COVID-19) Dashboard data as of 4:33 PM CEST 27 November 2020

Confirmed cases
60,709,280

Deaths
1,427,815

Case Fatality Rate
2.4%



Myanmar Situation

Data as reported by States and Regions by 27 November 2020

Total Tested-1,114,697

86,633

Confirmed Cases

65,972

Discharged

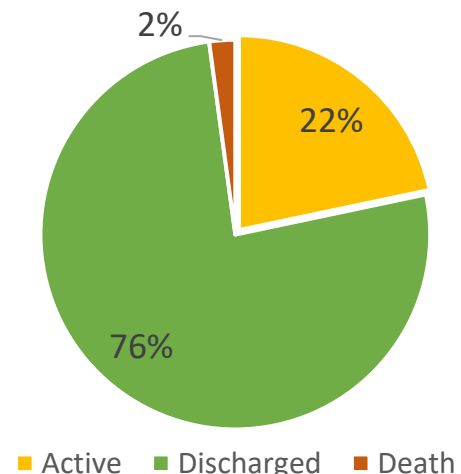
1,028,064

Negative

1,865

Death

Current Situation of Confirmed cases (23.3.2020-27.11.2020), n=86,633



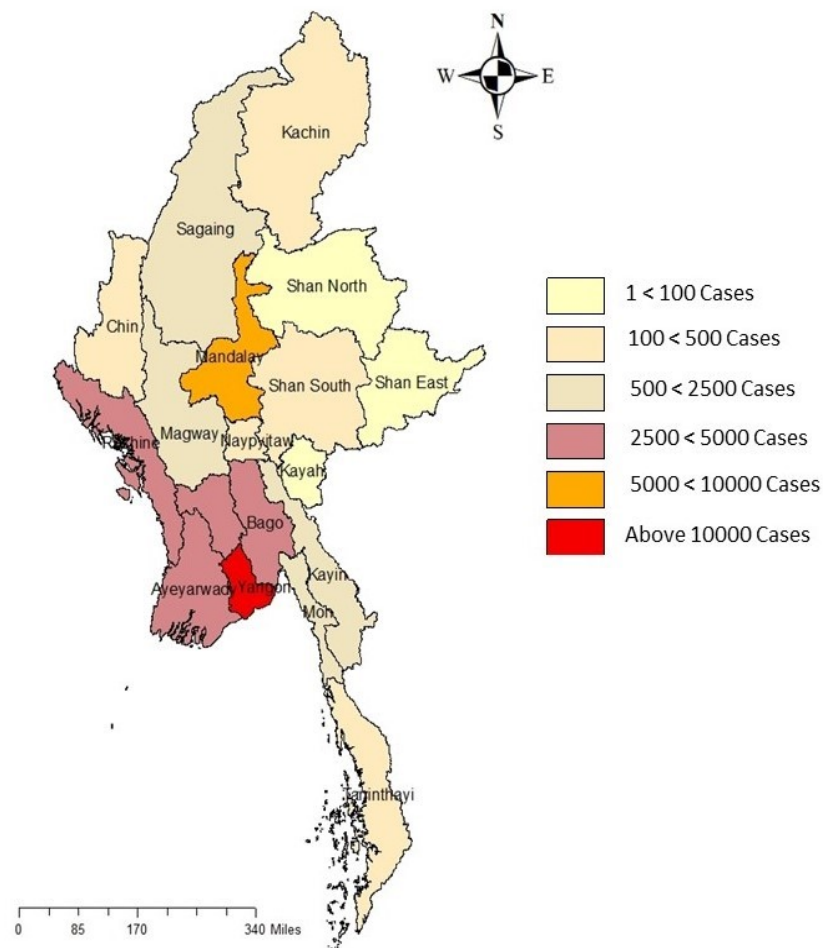
COVID-19 confirmed cases by two phases (23.3.2020 – 27-11-2020), n=86,633

Date	Local transmission		Imported		Total cases	Total Death
	No. of cases	Death	No. of case	Death		
(23.3.2020-15.8.2020)	161	5	213	1	374	6
(16.8.2020-27.11.2020)	86007	1859	252	-	86259	1859
Total	86168	1864	465	1	86633	1865

COVID-19 confirmed cases and death by State/Region (23.3.2020 – 27-11-2020), n=86,633

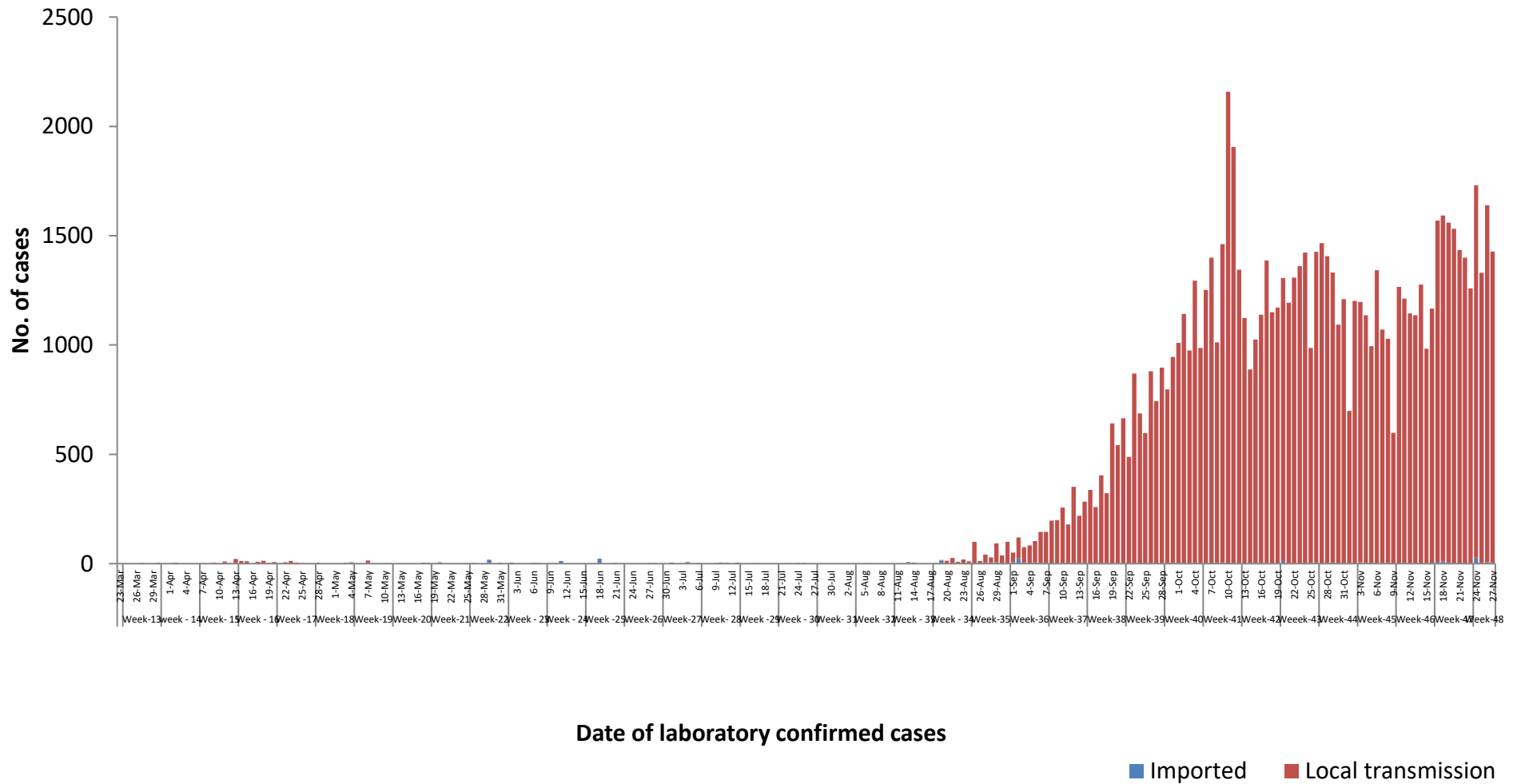
No	State/Region	COVID –19 Confirmed case	New confirmed cases within 24 hours	Deaths
1	Yangon	64,323	865	1,757
2	Mandalay	5,440	212	32
3	Bago	4,969	123	8
4	Rakhine	3,595	19	24
5	Ayeyarwaddy	2,781	86	14
6	Magway	1,439	13	1
7	Mon	1,268	40	11
8	Sagaing	801	14	2
9	Kayin	604	10	10
10	Thanintharyi	393	22	-
11	Naypyitaw	388	1	3
12	Shan (South)	214	5	1
13	Kachin	191	4	-
14	Chin	105	1	1
15	Shan (North)	83	6	1
16	Shan (East)	23	6	-
17	Kayah	16	1	-
Total		86,633	1,428	1,865

Map showing COVID-19 laboratory confirmed cases

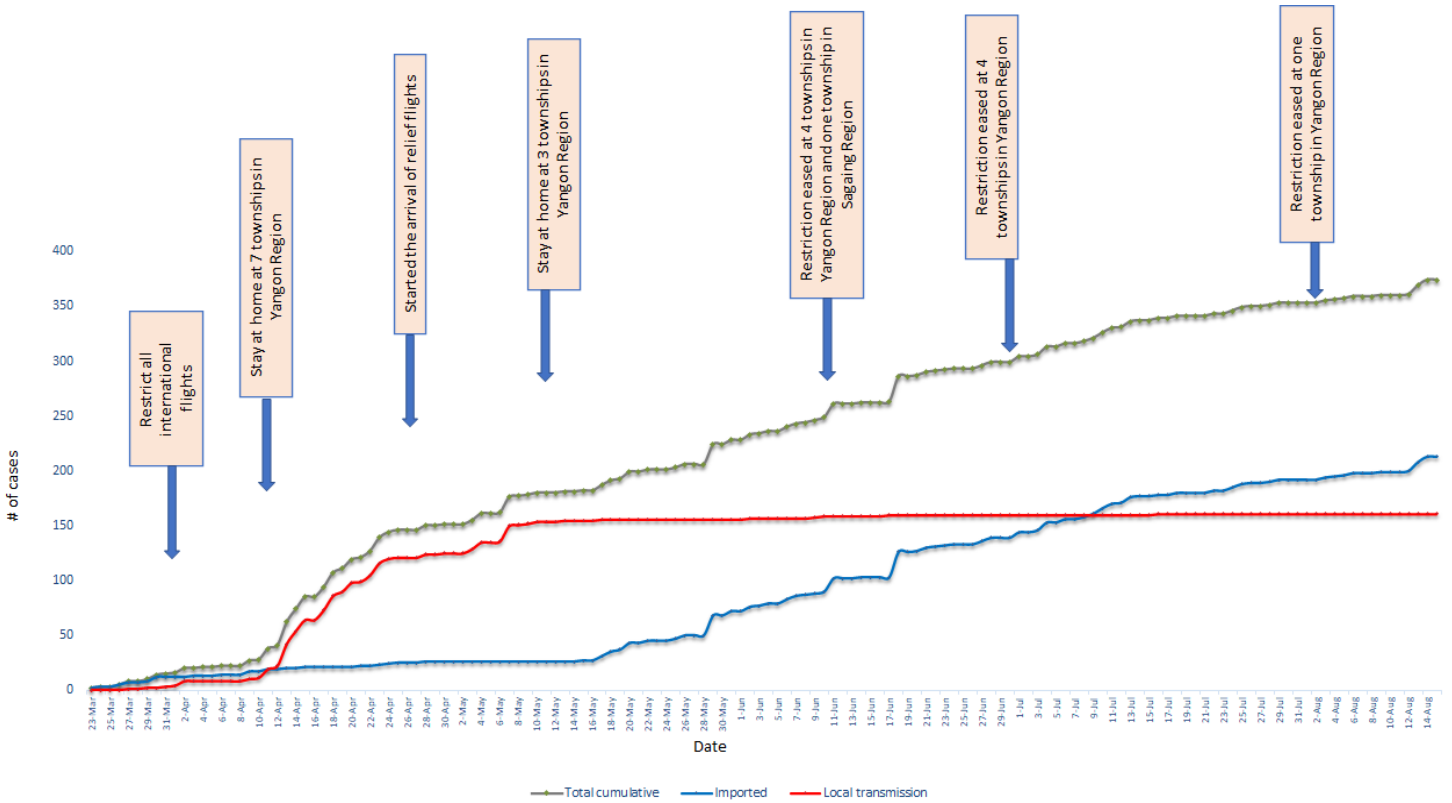


*No. of new cases by State and Region are counted according to epidemiology situation

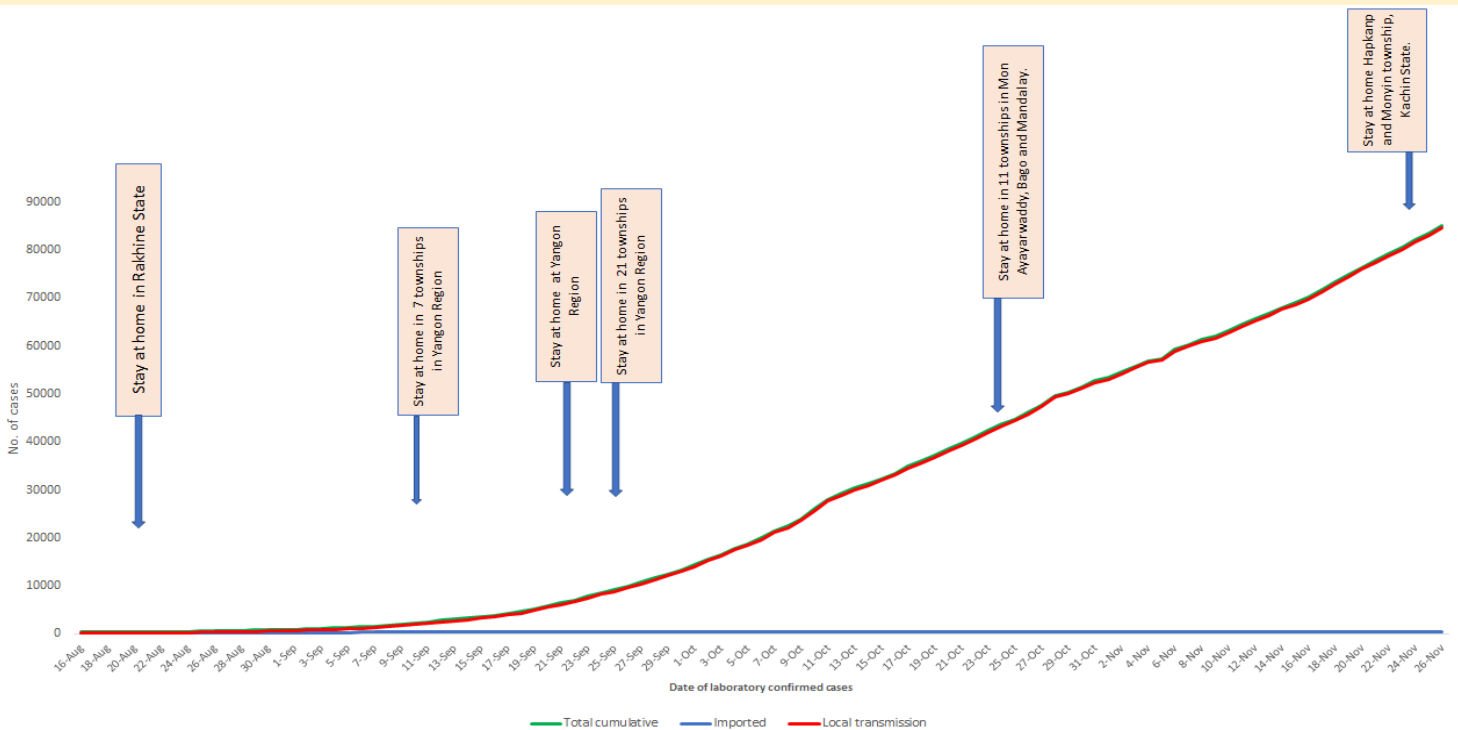
COVID-19 confirmed cases by types of transmissions (as of 27.11.2020) n=86,633



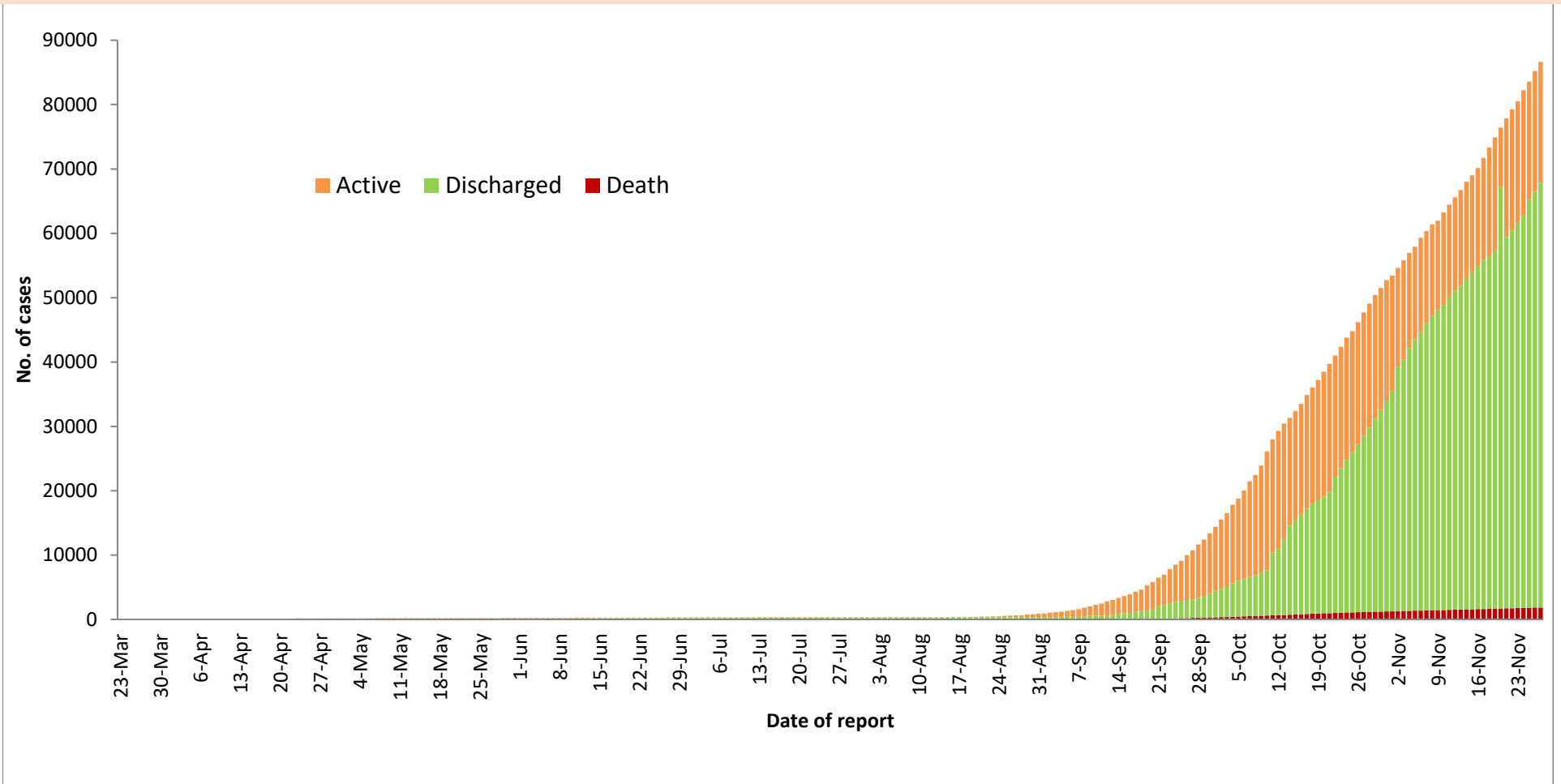
Total cumulative number of cases, imported and local transmission cases by date (23.3.2020- 15.8.2020), n= 374



Total cumulative number of cases, imported and local transmission cases by date (16.8.2020- 27.11.2020)



Cumulative Number of active confirmed cases, discharged and deaths (23.3.2020 – 27.11.2020), n (cumulative)=86,633



* Discharged criteria for COVID-19 patients was changed on 10.10.2020

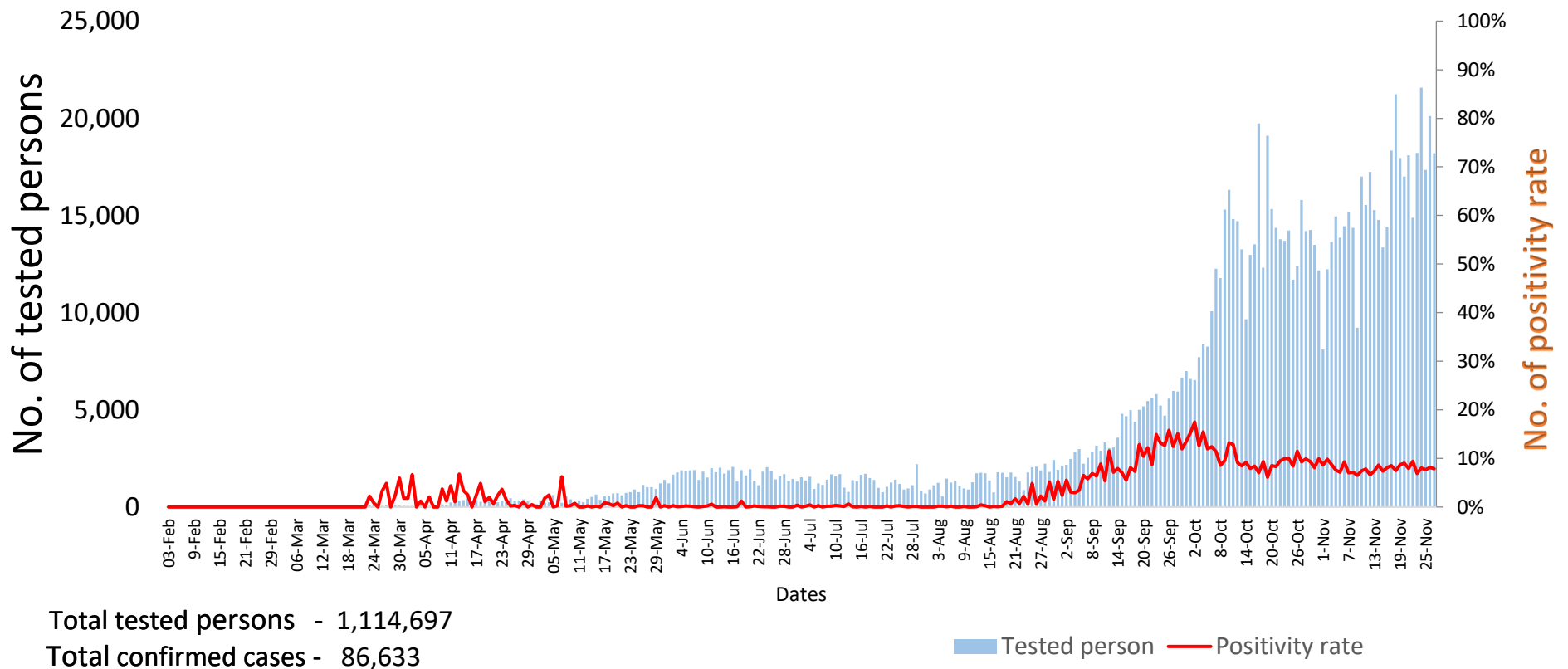
Summary of current situation		
Type	New (26.11.2020-27.11.2020)	Total (on 27.11.2020)
Suspected and Person Under Investigation (PUI)	540	1,643
Hospital Quarantine	25	244
Facility Quarantine	4,758	61,805

Person under Investigation (PUI) by State/Region hospitals (31.1.2020 – 27.11.2020) n= 45,852	No. of Facility Quarantine sites and Quarantined people on 27.11.2020
---	---

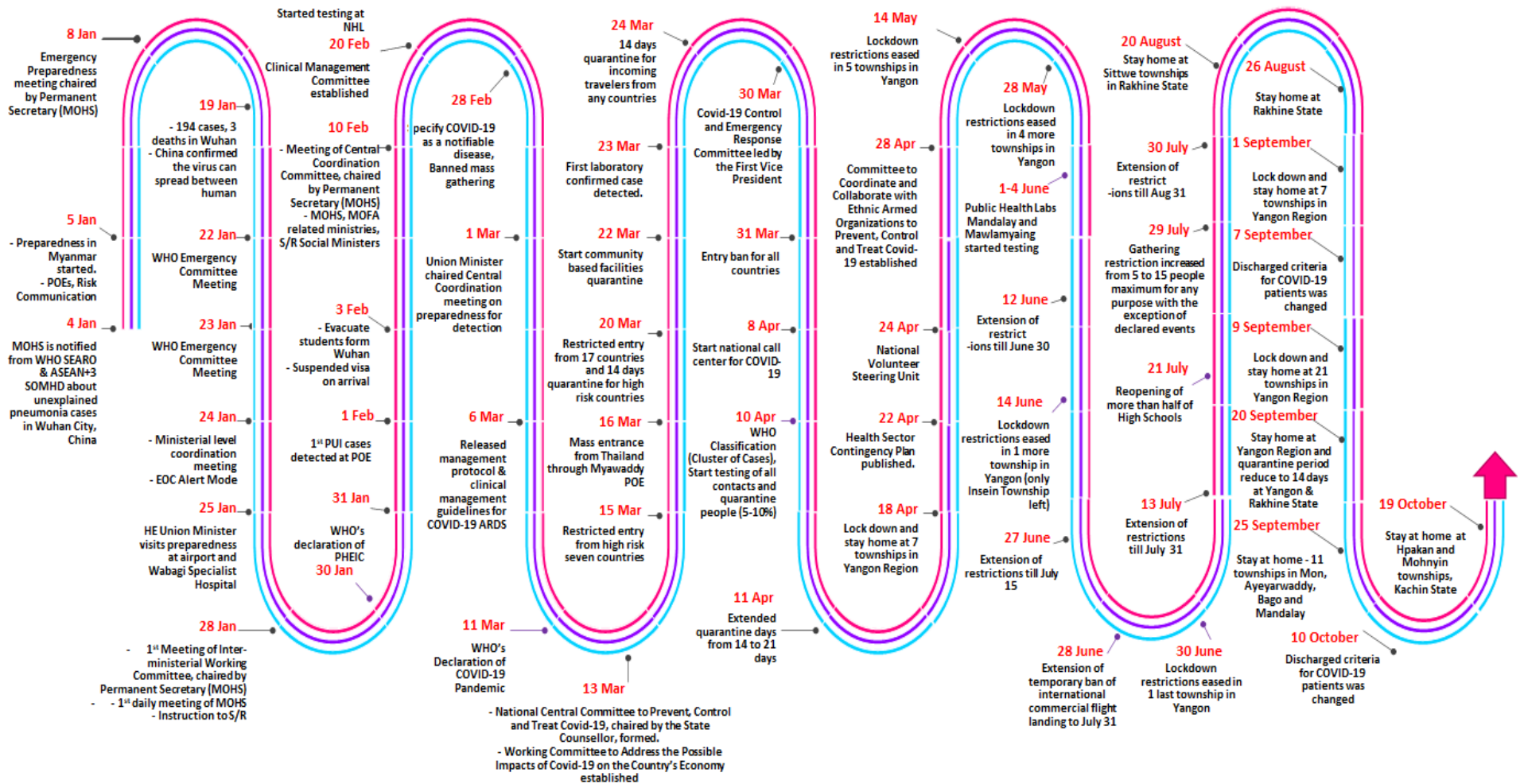
No.	State/Region	PUI	No.	State/Region	No. of facilities	Total no. of quarantine
1	Yangon	32039	1	Ayeyarwaddy	1,524	13,679
2	Mandalay	5813	2	Yangon	269	8,604
3	Mon	1234	3	Bago	1256	8,059
4	Kayin	1078	4	Sagaing	868	4,840
5	Ayeyarwaddy	1017	5	Mandalay	270	4,686
6	Bago	899	6	Magway	474	3,504
7	Magway	807	7	Kayin	359	2,775
8	Rakhine	736	8	Rakhine	334	2,638
9	Shan (N)	501	9	Shan South	118	2,574
10	Thanintharyi	497	10	Mon	41	2,404
11	Naypyitaw	262	11	Kachin	208	2,113
12	Sagaing	254	12	Tanintharyi	153	1,609
13	Shan (E)	191	13	Naypyitaw	8	1350
14	Shan (S)	190	14	Shan North	446	1346
15	Kachin	136	15	Chin	27	573
16	Kayah	99	16	Shan East	20	549
17	Chin	99	17	Kayah	16	502
Total		45,852	Total		6,391	61,805

*Facility quarantine rule changed from 21 days to 14 days on 11-9-2020 while 7 days home quarantine rule remain unchanged.

COVID-19 positivity rate by date (as of 27.11.2020)



Timeline of Preparedness and Response to COVID-19 in Myanmar (as of 27.11.2020)



Hotline Number — 0673 420 268

Data source - CEU, DMS, NHL, PHL (MDY and MLM), DMR, DSGH, State and Region Health Departments