



Ministry of Health and Sports (Myanmar)

Department of Public Health

Central Epidemiology Unit

(28 October 2020)

Situation Report -204

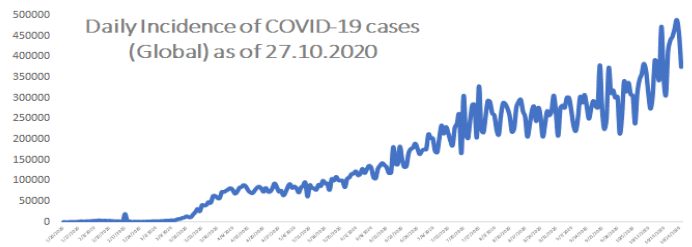
Coronavirus Disease 2019 (COVID-19)

WHO Coronavirus Disease (COVID-19) Dashboard data as of 3:11 PM CEST 27 October 2020

Confirmed cases
43,341,451

Deaths
1,157,509

Case Fatality Rate
2.7%



Myanmar Situation

Data as reported by States and Regions by 27 October 2020

Total Tested-582,435

47,666

Confirmed Cases

27,373

Discharged

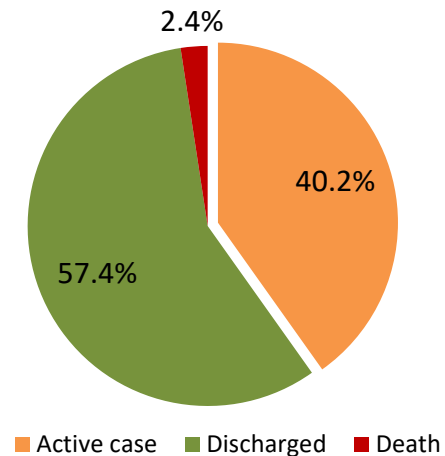
534,769

Negative

1,147

Death

Current Situation of Confirmed cases (23.3.2020-27.10.2020), n=47,666

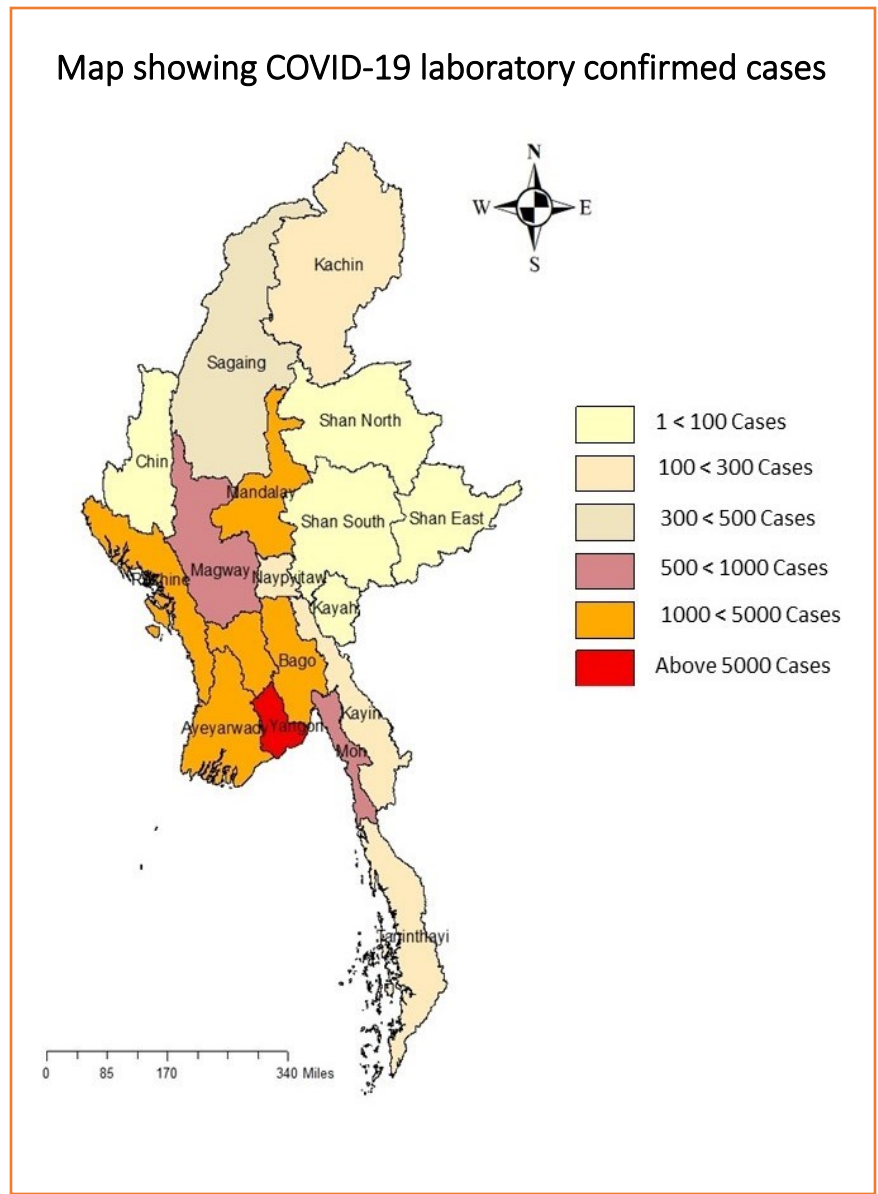


COVID-19 confirmed cases by two phases (23.3.2020 – 27-10-2020), n=47,666

Date	Local transmission		Imported		Total cases	Total Death
	No. of cases	Death	No. of case	Death		
(23.3.2020-15.8.2020)	161	5	213	1	374	6
(16.8.2020-27.10.2020)	47137	1141	155	-	47292	1141
Total	47298	1146	368	1	47666	1147

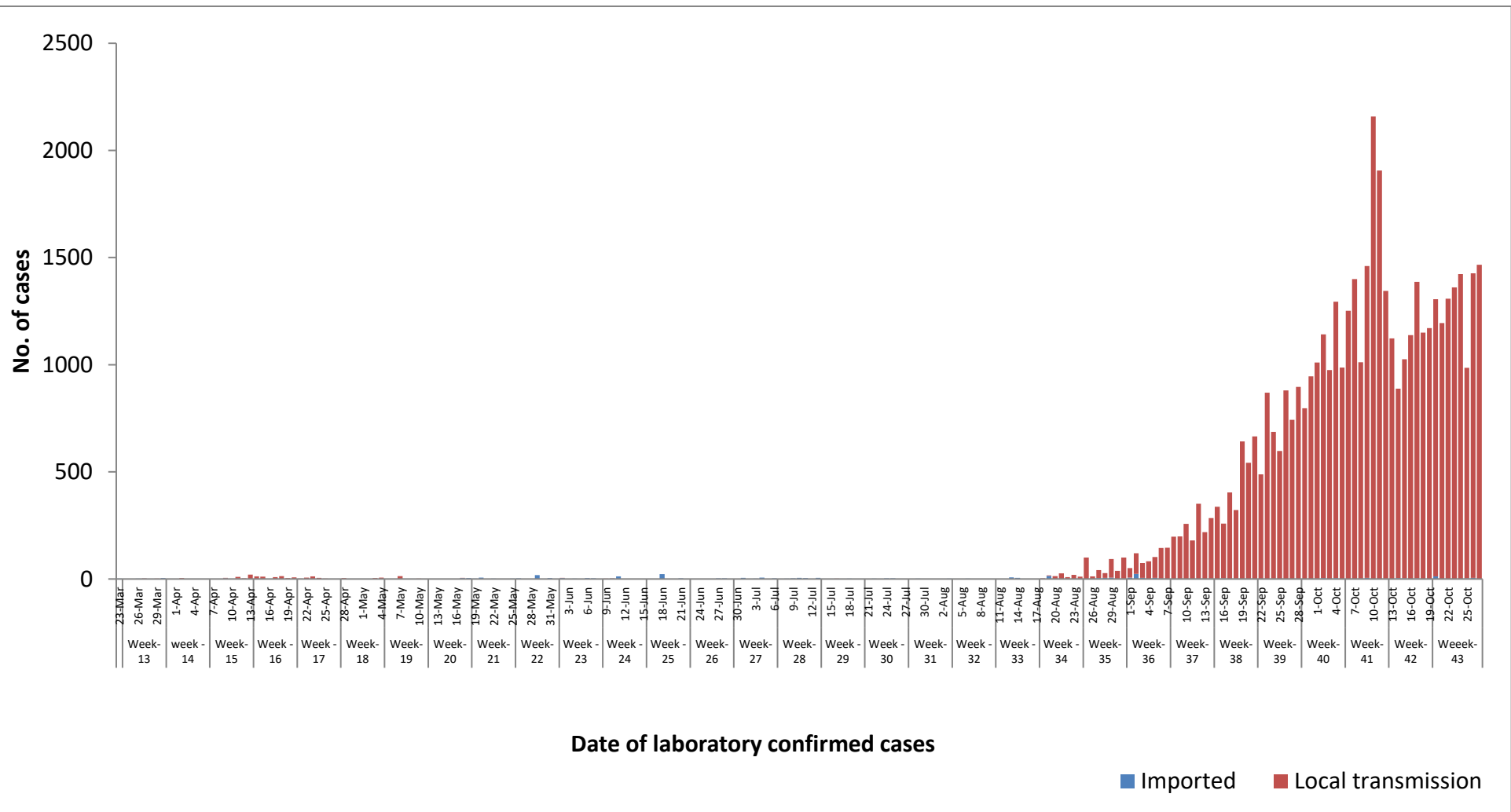
COVID-19 confirmed cases and death by State/Region (23.3.2020 – 27-10-2020), n=47,666

No	State/Region	COVID –19 Confirmed case	New confirmed cases within 24 hours	Deaths
1	Yangon	37,187	1,095	1,098
2	Rakhine	2,807	35	15
3	Bago	2,446	64	3
4	Mandalay	1,636	48	5
5	Ayeyarwaddy	1,017	108	6
6	Mon	606	15	8
7	Magway	598	56	1
8	Sagaing	343	5	1
9	Naypyitaw	285	11	3
10	Kayin	239	2	4
11	Thanintharyi	195	23	1
12	Kachin	130	-	-
13	Shan (South)	68	1	1
14	Chin	65	-	1
15	Shan (North)	28	-	-
16	Shan (East)	12	2	-
17	Kayah	4	1	-
Total		47,666	1,466	1,147

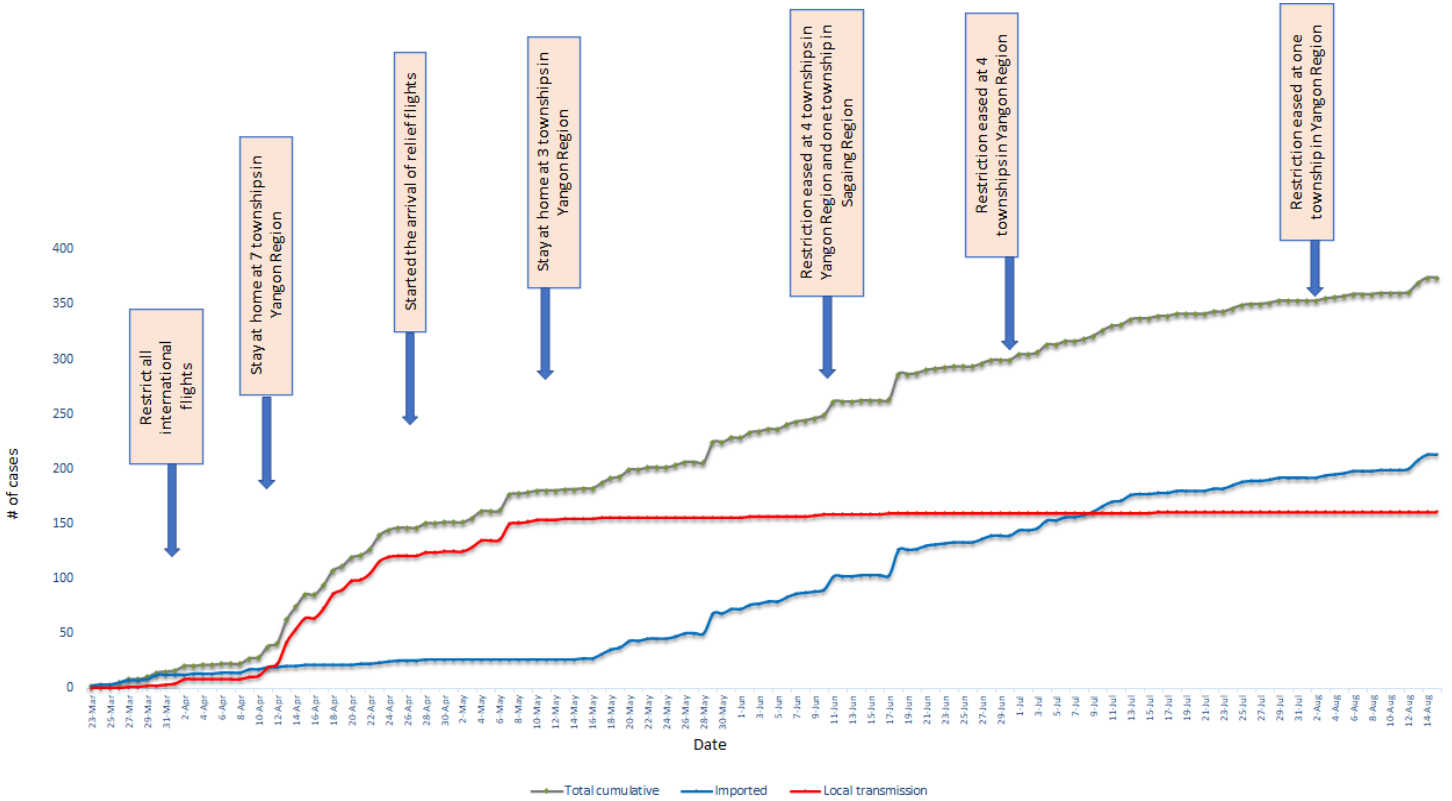


*No. of new cases by State and Region are counted according to epidemiology situation

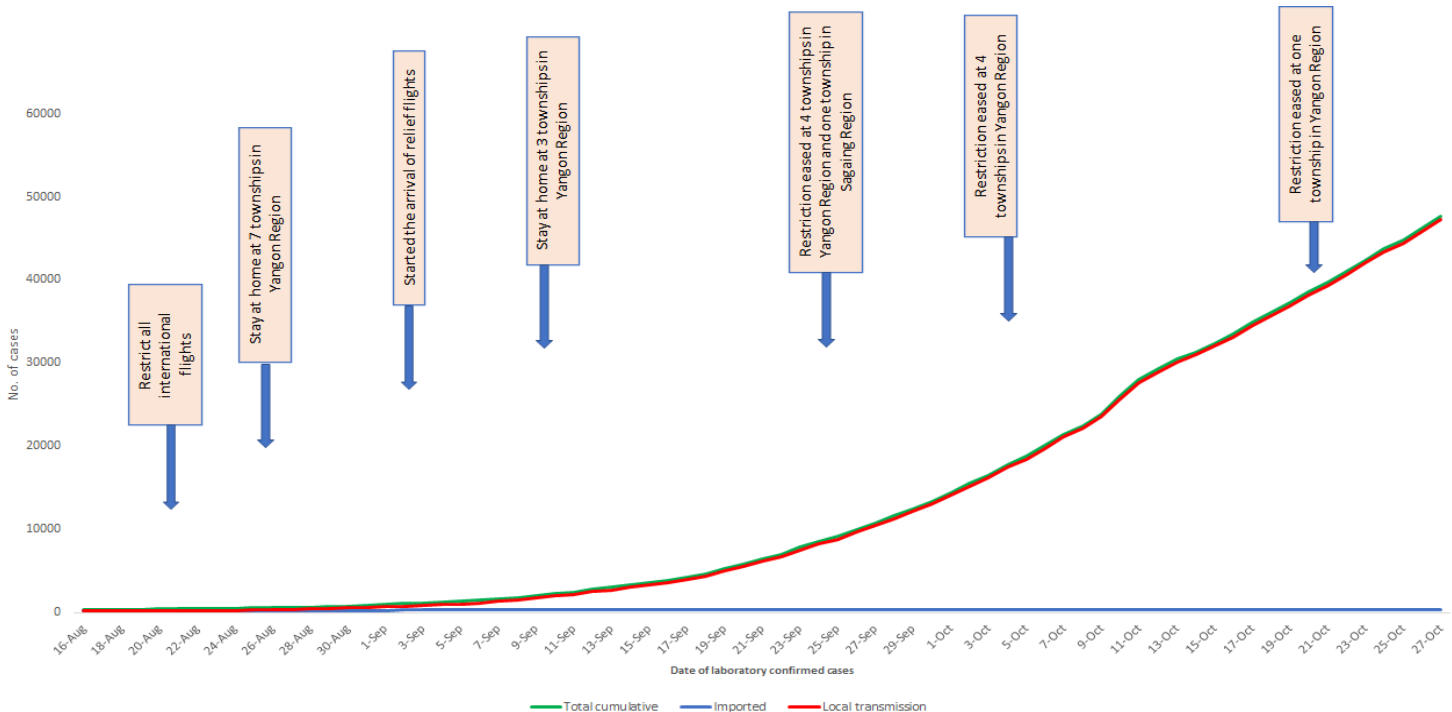
COVID-19 confirmed cases by types of transmissions (as of 27.10.2020) n=47,666



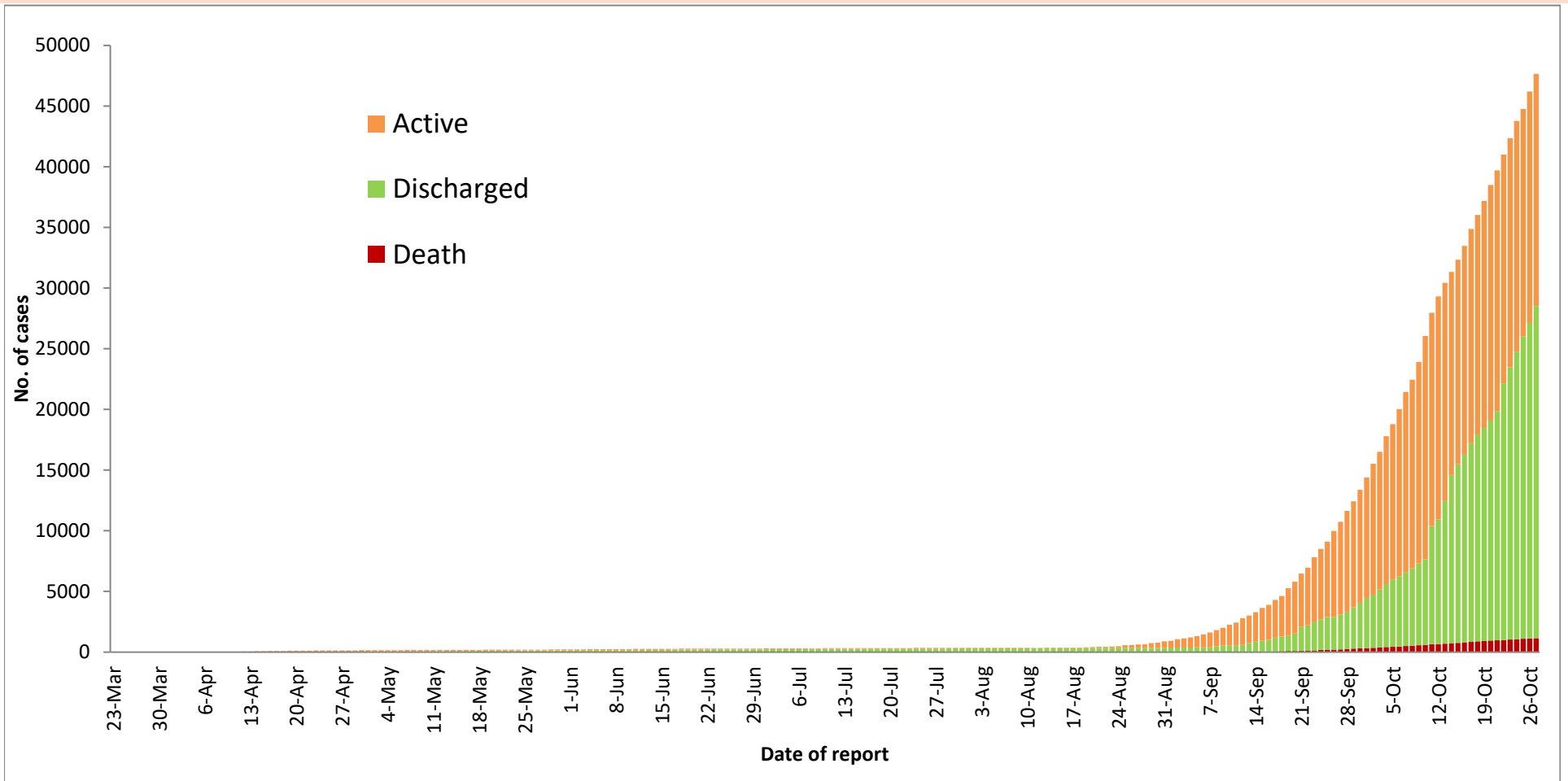
Total cumulative number of cases, imported and local transmission cases by date (23.3.2020- 15.8.2020), n= 374



Total cumulative number of cases, imported and local transmission cases by date (16.8.2020- 27.10.2020)



Cumulative Number of active confirmed cases, discharged and deaths (23.3.2020 – 27.10.2020), n (cumulative)=47,666



* Discharged criteria for COVID-19 patients was changed on 10.10.2020

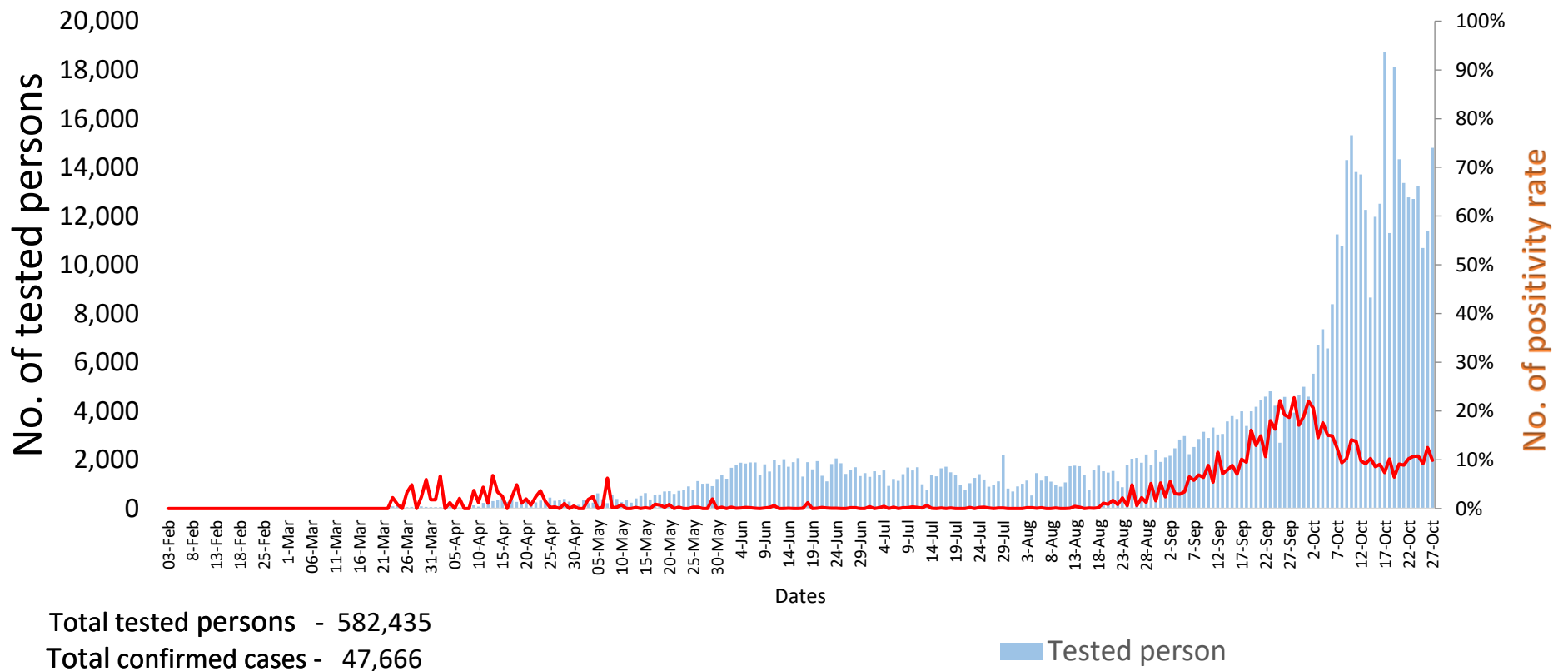
Summary of current situation		
Type	New (26.10.2020-27.10.2020)	Total (on 27.10.2020)
Suspected and Person Under Investigation (PUI)	552	1,531
Hospital Quarantine	31	245
Facility Quarantine	3,434	53,910

Person under Investigation (PUI) by State/Region hospitals (31.1.2020 – 27.10.2020) n= 29,748	No. of Facility Quarantine sites and Quarantined people on 27.10.2020
---	---

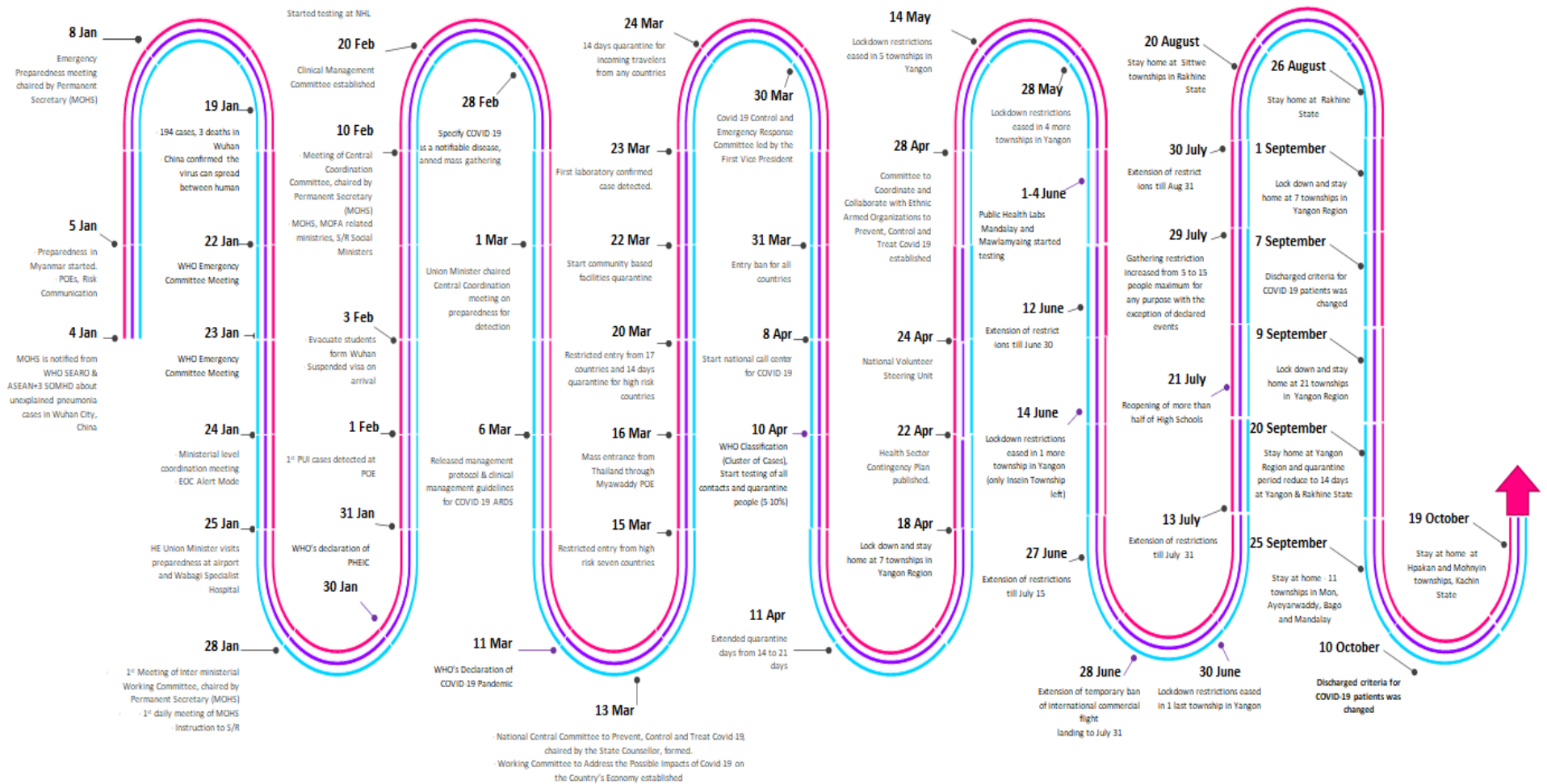
No.	State/Region	PUI	No.	State/Region	No. of facilities	Total no. of quarantine
1	Yangon	20,348	1	Ayeyarwaddy	1,330	13,382
2	Mandalay	3,789	2	Yangon	329	11,445
3	Mon	978	3	Bago	989	7,944
4	Kayin	643	4	Sagaing	839	3,590
5	Rakhine	621	5	Magway	469	2,983
6	Ayeyarwaddy	603	6	Mandalay	296	2,553
7	Magway	574	7	Kachin	263	2,326
8	Bago	509	8	Kayin	211	1,848
9	Shan(N)	404	9	Rakhine	293	1,576
10	Thanintharyi	288	10	Mon	27	1,409
11	Sagaing	191	11	Tanintharyi	153	1,139
12	Naypyitaw	181	12	Naypyitaw	8	1,113
13	Shan (E)	173	13	Shan South	118	904
14	Shan(S)	163	14	Shan North	413	810
15	Kachin	111	15	Shan East	22	373
16	Kayah	95	16	Kayah	12	357
17	Chin	77	17	Chin	28	158
Total		29,748	Total		5,800	53,910

*Facility quarantine rule changed from 21 days to 14 days on 11-9-2020 while 7 days home quarantine rule remain unchanged.

COVID-19 positivity rate by date (as of 27.10.2020)



Timeline of Preparedness and Response to COVID-19 in Myanmar (as of 27.10.2020)



Hotline Number — 0673 420 268

Data source - CEU, DMS, NHL, PHL (MDY and MLM), DMR, DSGH, State and Region Health Departments