



# Ministry of Health and Sports (Myanmar)

## Department of Public Health

### Central Epidemiology Unit

(29 November 2020)

Situation Report -236

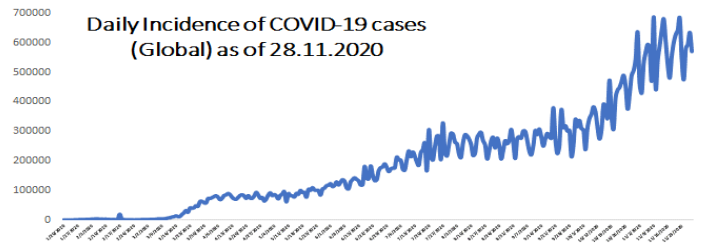
Coronavirus Disease 2019 (COVID-19)

WHO Coronavirus Disease (COVID-19) Dashboard data as of 3:53 PM CEST 28 November 2020

**Confirmed cases**  
**61,279,415**

**Deaths**  
**1,438,959**

**Case Fatality Rate**  
**2.3%**



#### Myanmar Situation

Data as reported by States and Regions by 28 November 2020

Total Tested-1,132,621

**87,977**

**1,044,644**

Confirmed Cases

Negative

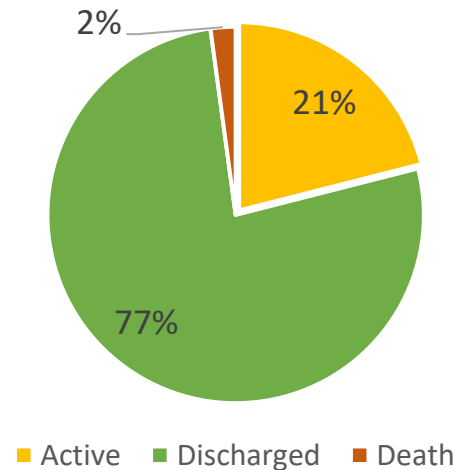
**67,588**

**1,887**

Discharged

Death

Current Situation of Confirmed cases (23.3.2020-28.11.2020), n=87,977



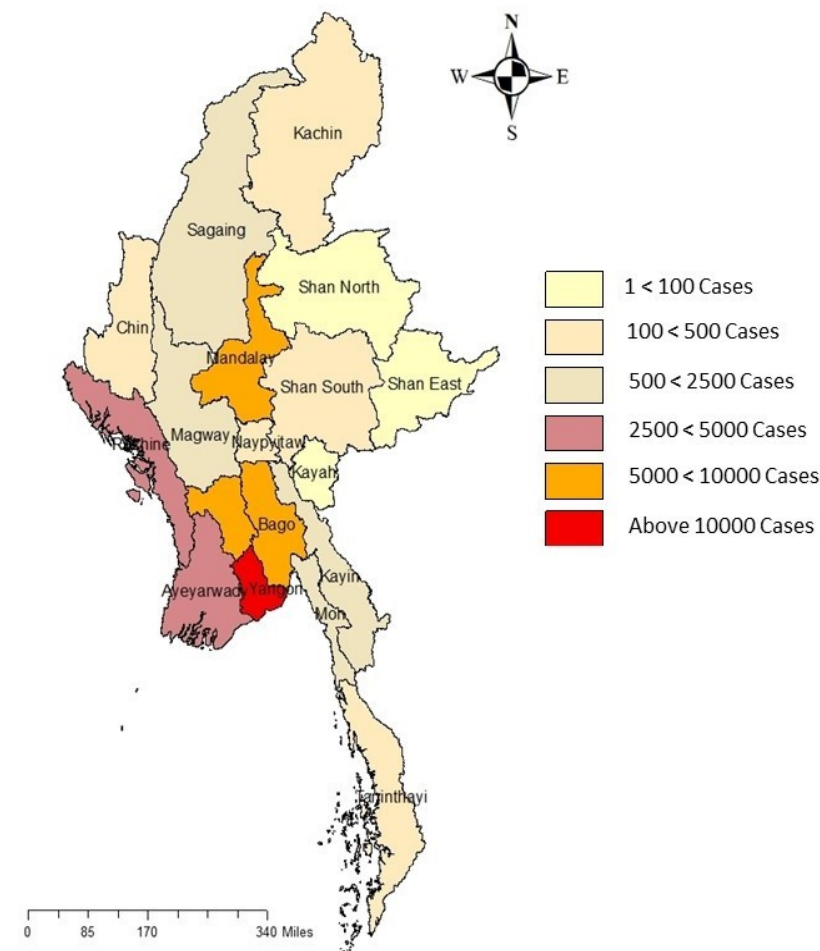
COVID-19 confirmed cases by two phases (23.3.2020 – 28-11-2020), n=87,977

Date	Local transmission		Imported		Total cases	Total Death
	No. of cases	Death	No. of case	Death		
(23.3.2020-15.8.2020)	161	5	213	1	374	6
(16.8.2020-28.11.2020)	87349	1881	254	-	87603	1881
<b>Total</b>	<b>87510</b>	<b>1886</b>	<b>467</b>	<b>1</b>	<b>87977</b>	<b>1887</b>

COVID-19 confirmed cases and death by State/Region (23.3.2020 – 28-11-2020), n=87,977

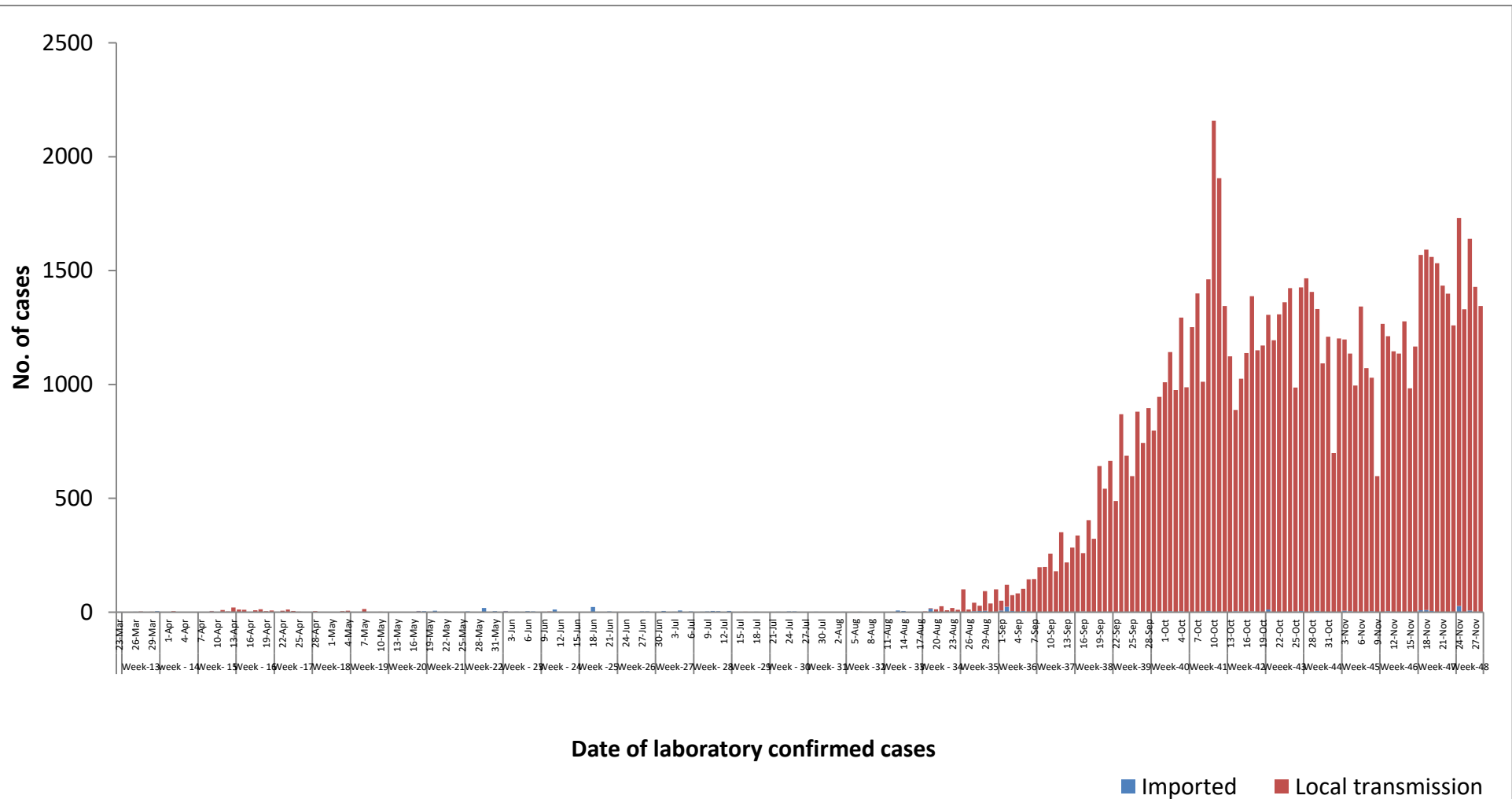
No	State/Region	COVID –19 Confirmed case	New confirmed cases within 24 hours	Deaths
1	Yangon	65,183	860	1,775
2	Mandalay	5,582	142	36
3	Bago	5,072	103	8
4	Rakhine	3,615	20	24
5	Ayeyarwaddy	2,853	72	14
6	Magway	1,505	66	1
7	Mon	1,286	18	11
8	Sagaing	815	14	2
9	Kayin	608	4	10
10	Naypyitaw	400	12	3
11	Thanintharyi	398	5	-
12	Shan (South)	218	4	1
13	Kachin	199	8	-
14	Chin	113	8	1
15	Shan (North)	87	4	1
16	Shan (East)	27	4	-
17	Kayah	16	-	-
<b>Total</b>		<b>87,977</b>	<b>1,344</b>	<b>1,887</b>

Map showing COVID-19 laboratory confirmed cases

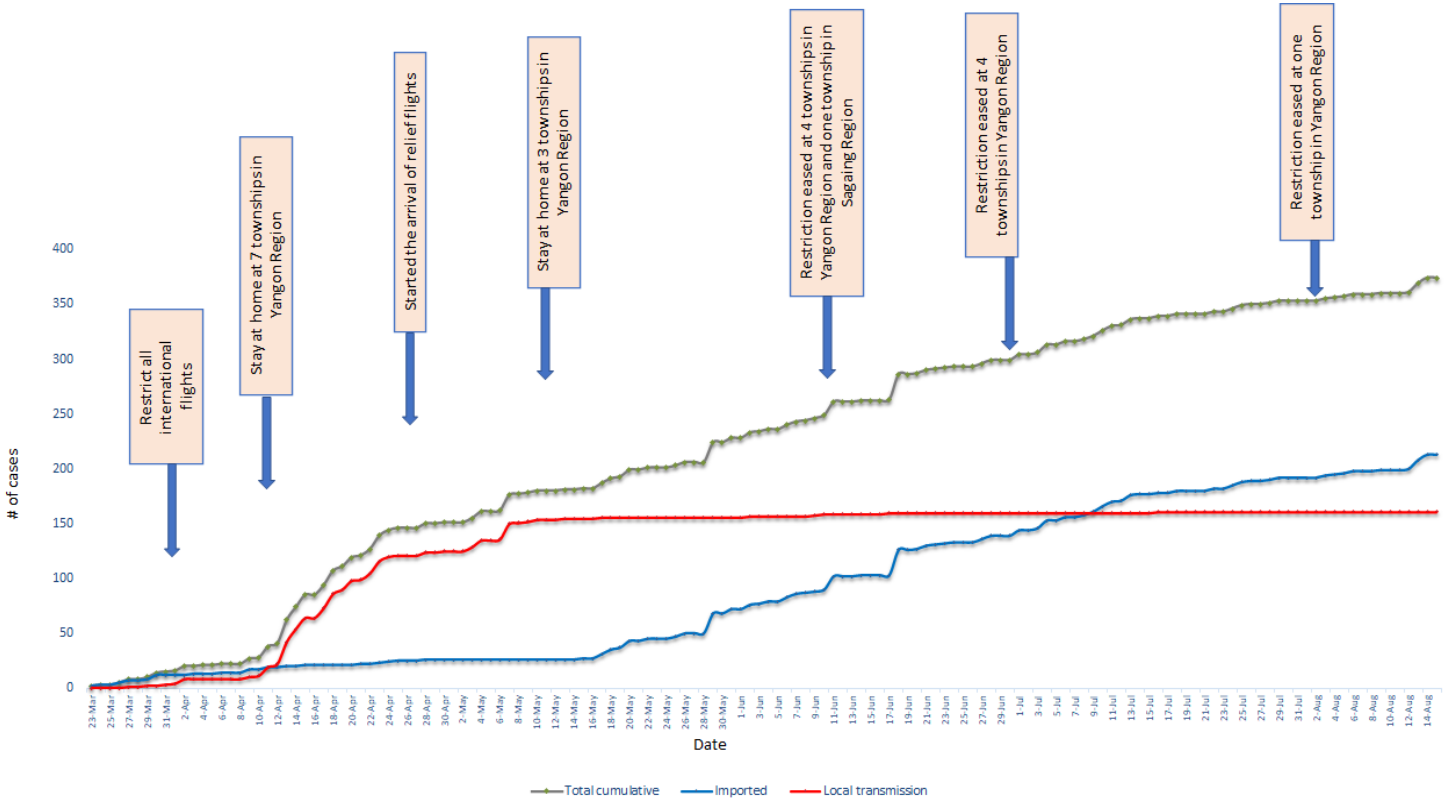


\*No. of new cases by State and Region are counted according to epidemiology situation

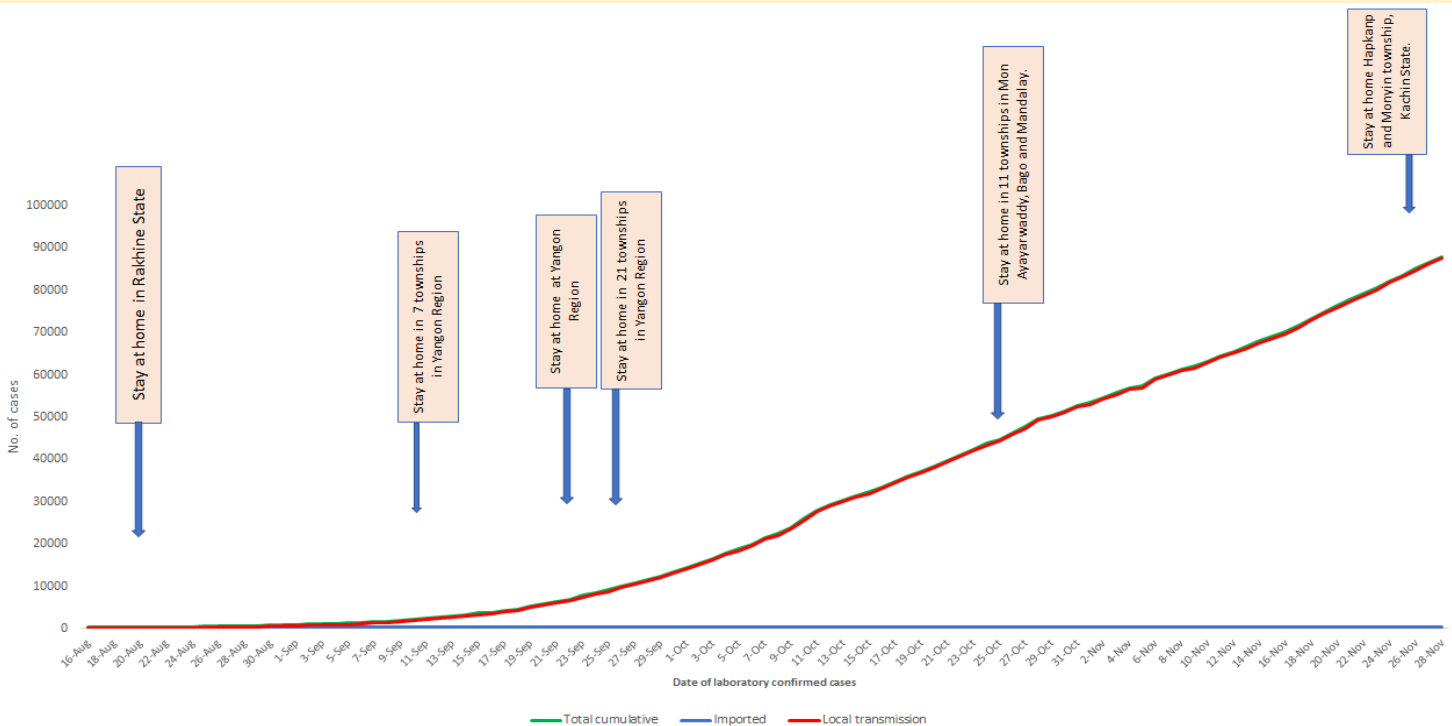
## COVID-19 confirmed cases by types of transmissions (as of 28.11.2020) n=87,977



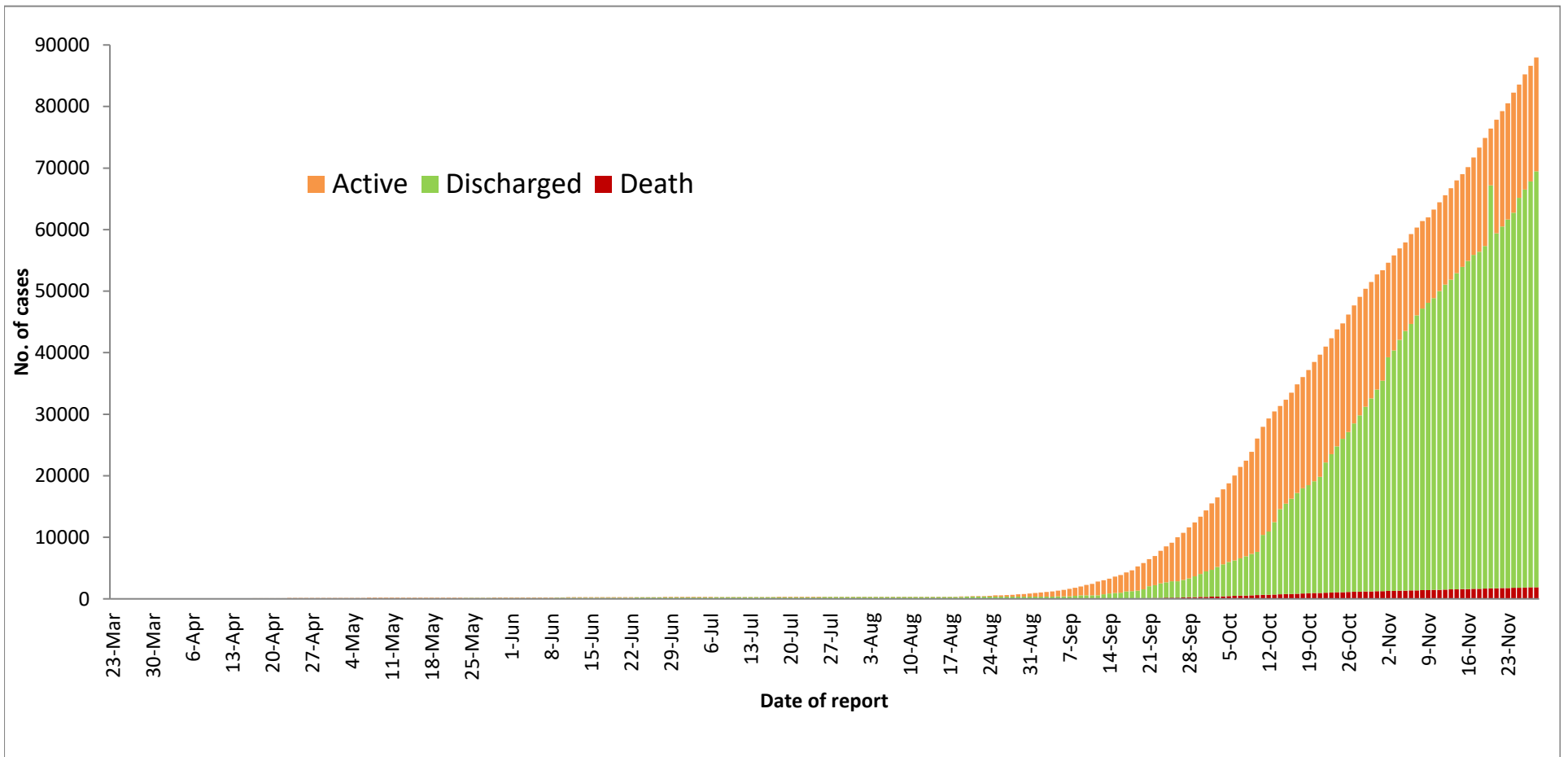
Total cumulative number of cases, imported and local transmission cases by date (23.3.2020- 15.8.2020), n= 374



Total cumulative number of cases, imported and local transmission cases by date (16.8.2020- 28.11.2020)



**Cumulative Number of active confirmed cases, discharged and deaths (23.3.2020 – 28.11.2020), n (cumulative)=87,977**



\* Discharged criteria for COVID-19 patients was changed on 10.10.2020

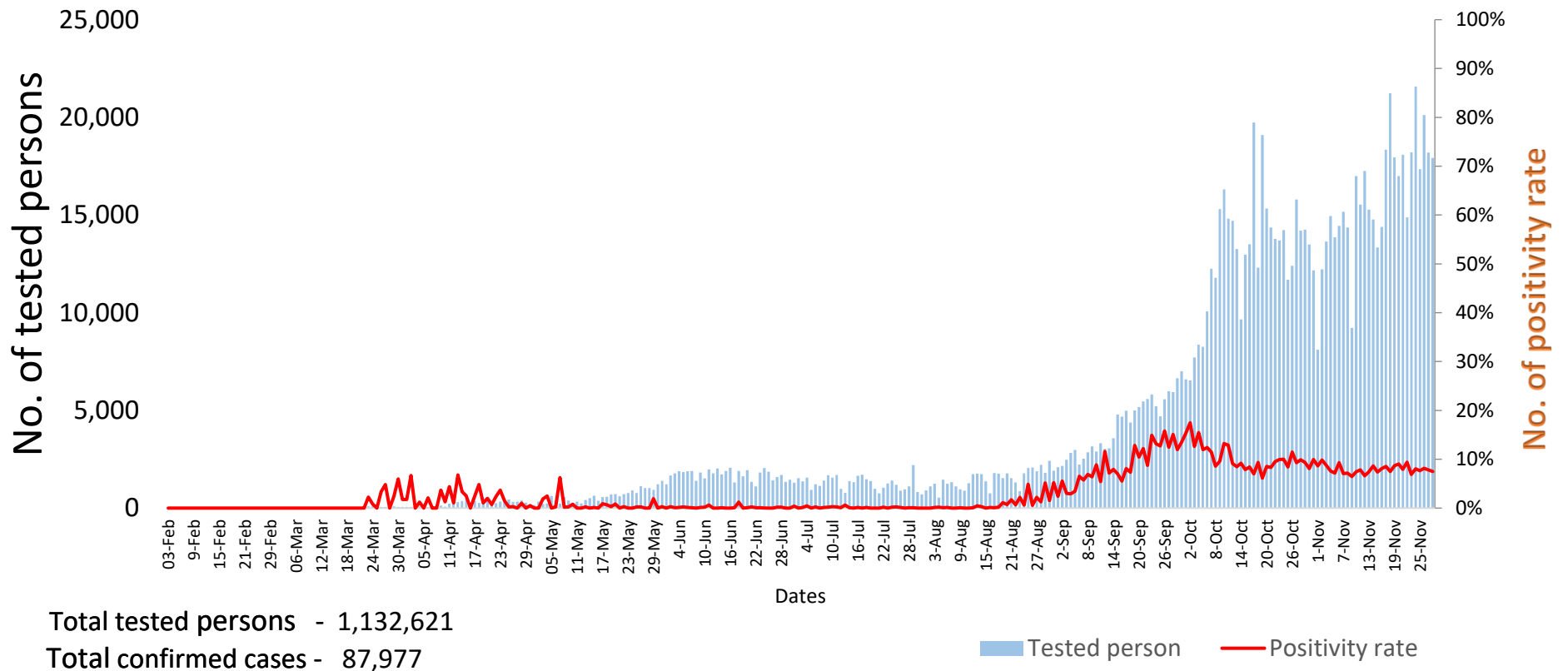
Summary of current situation		
Type	New (27.11.2020-28.11.2020)	Total (on 28.11.2020)
Suspected and Person Under Investigation (PUI)	522	1,628
Hospital Quarantine	16	253
Facility Quarantine	4,271	60,861

Person under Investigation (PUI) by State/Region hospitals (31.1.2020 – 28.11.2020) n= 46,374	No. of Facility Quarantine sites and Quarantined people on 28.11.2020
---	---

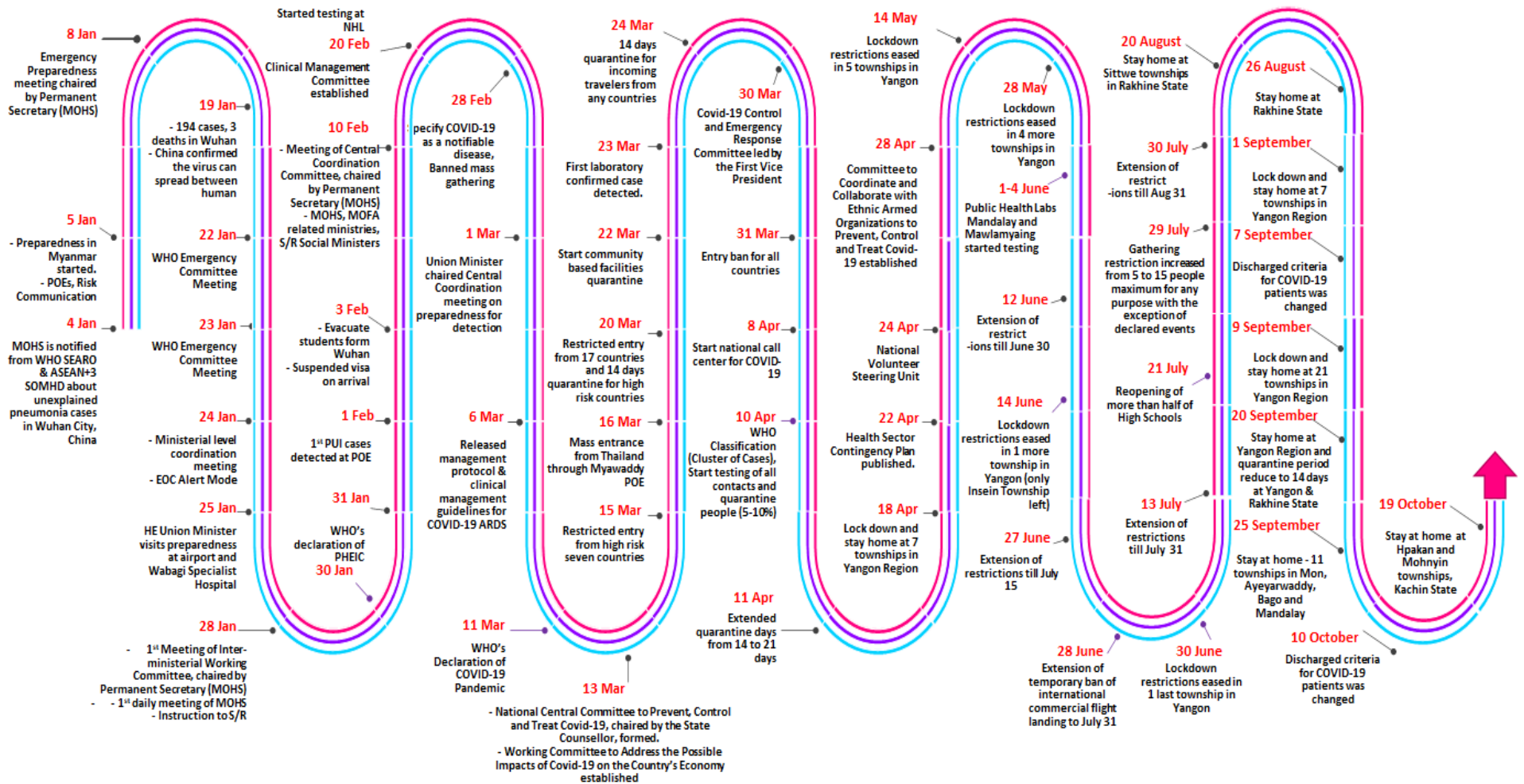
No.	State/Region	PUI	No.	State/Region	No. of facilities	Total no. of quarantine
1	Yangon	32341	1	Ayeyarwaddy	1,499	12747
2	Mandalay	5929	2	Yangon	269	9035
3	Mon	1245	3	Bago	1248	7731
4	Kayin	1090	4	Sagaing	868	4845
5	Ayeyarwaddy	1046	5	Mandalay	261	4595
6	Bago	920	6	Magway	474	3504
7	Magway	820	7	Rakhine	341	2724
8	Rakhine	737	8	Kayin	367	2703
9	Thanintharyi	506	9	Shan South	118	2639
10	Shan (N)	502	10	Mon	43	2496
11	Naypyitaw	265	11	Kachin	208	2027
12	Sagaing	255	12	Tanintharyi	153	1609
13	Shan (E)	193	13	Shan North	447	1375
14	Shan (S)	191	14	Naypyitaw	8	1242
15	Kachin	136	15	Chin	29	554
16	Kayah	99	16	Kayah	16	531
17	Chin	99	17	Shan East	20	504
<b>Total</b>		46,374	<b>Total</b>		6,369	60,861

\*Facility quarantine rule changed from 21 days to 14 days on 11-9-2020 while 7 days home quarantine rule remain unchanged.

## COVID-19 positivity rate by date (as of 28.11.2020)



# Timeline of Preparedness and Response to COVID-19 in Myanmar (as of 28.11.2020)



Hotline Number — 0673 420 268

Data source - CEU, DMS, NHL, PHL (MDY and MLM), DMR, DSGH, State and Region Health Departments