



Ministry of Health and Sports (Myanmar)

Department of Public Health

Central Epidemiology Unit

(10 October 2020)

Coronavirus Disease 2019 (COVID-19)

Situation Report - 186

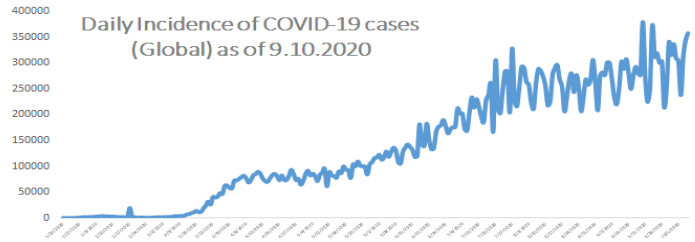
Data as reported by States and Regions by 9 October 2020

WHO Coronavirus Disease (COVID-19) Dashboard data as of 3:36 PM CEST 9 October 2020

Confirmed cases
36,361,054

Deaths
1056,186

Case Fatality Rate
2.9%



Myanmar Situation

Total Tested
342,778

Confirmed Cases
23,906

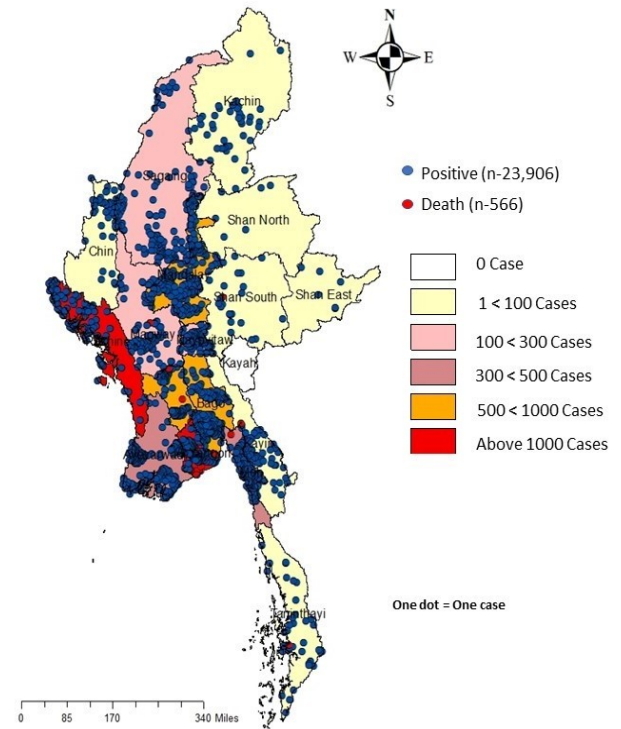
Negative
318,872

Discharged
6,738
28.2% of Confirmed cases

Death
566
2.4% of Confirmed cases

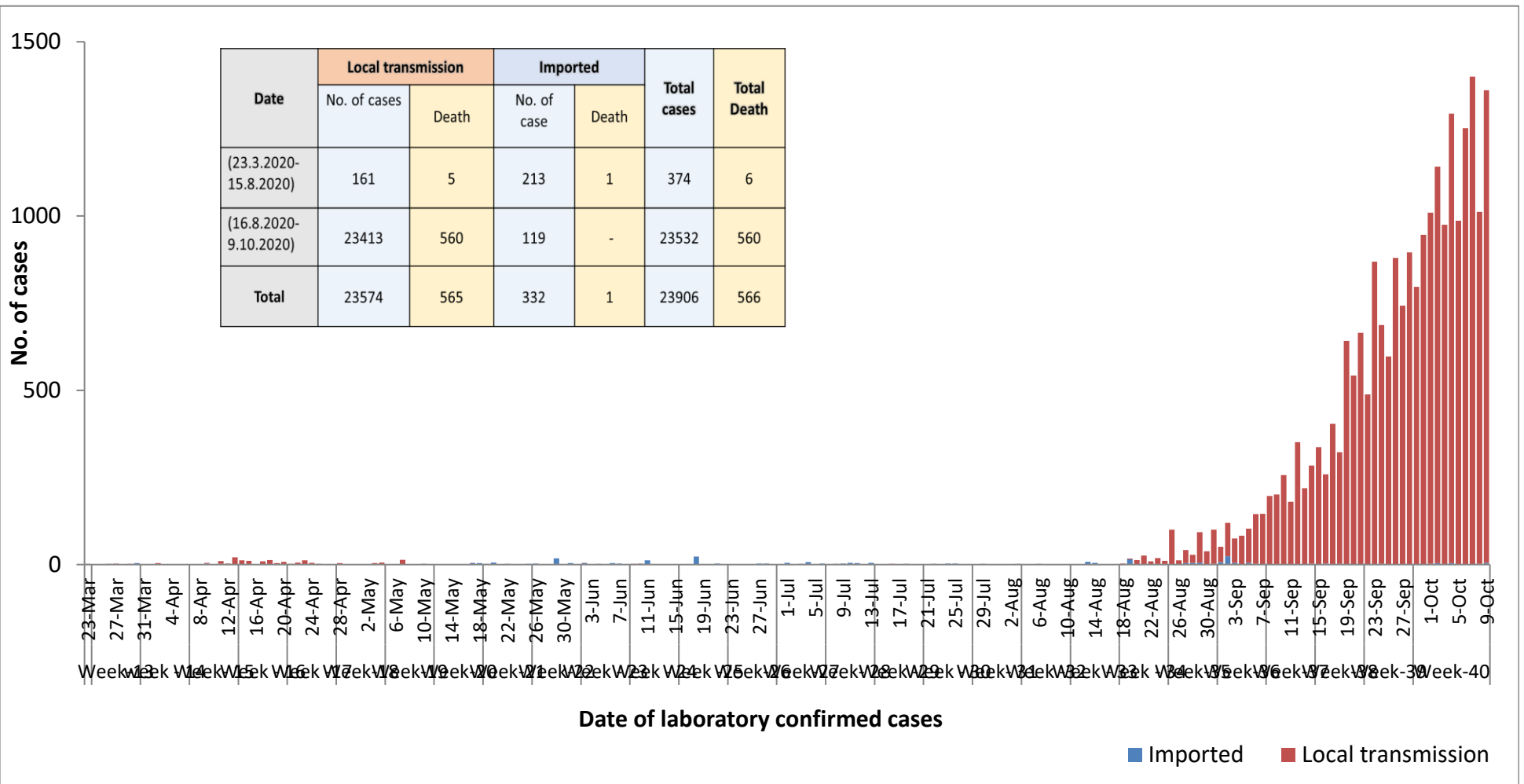
No	State/Region	COVID-19 Confirmed case	New confirmed cases within 24 hours	Deaths
1	Yangon	19,036	1,207	539
2	Rakhine	1,895	27	7
3	Bago	690	35	3
4	Mandalay	640	67	2
5	Ayeyarwaddy	477	21	1
6	Mon	358	7	7
7	Naypyitaw	203	5	3
8	Sagaing	159	23	-
9	Magway	125	38	1
10	Thanintharyi	92	8	1
11	Kachin	71	15	-
12	Kayin	56	2	1
13	Chin	47	3	-
14	Shan (South)	45	2	1
15	Shan (East)	6	-	-
16	Shan (North)	6	1	-
17	Kayah	-	-	-
Total		23,906	1,461	566

Map showing COVID-19 laboratory confirmed cases

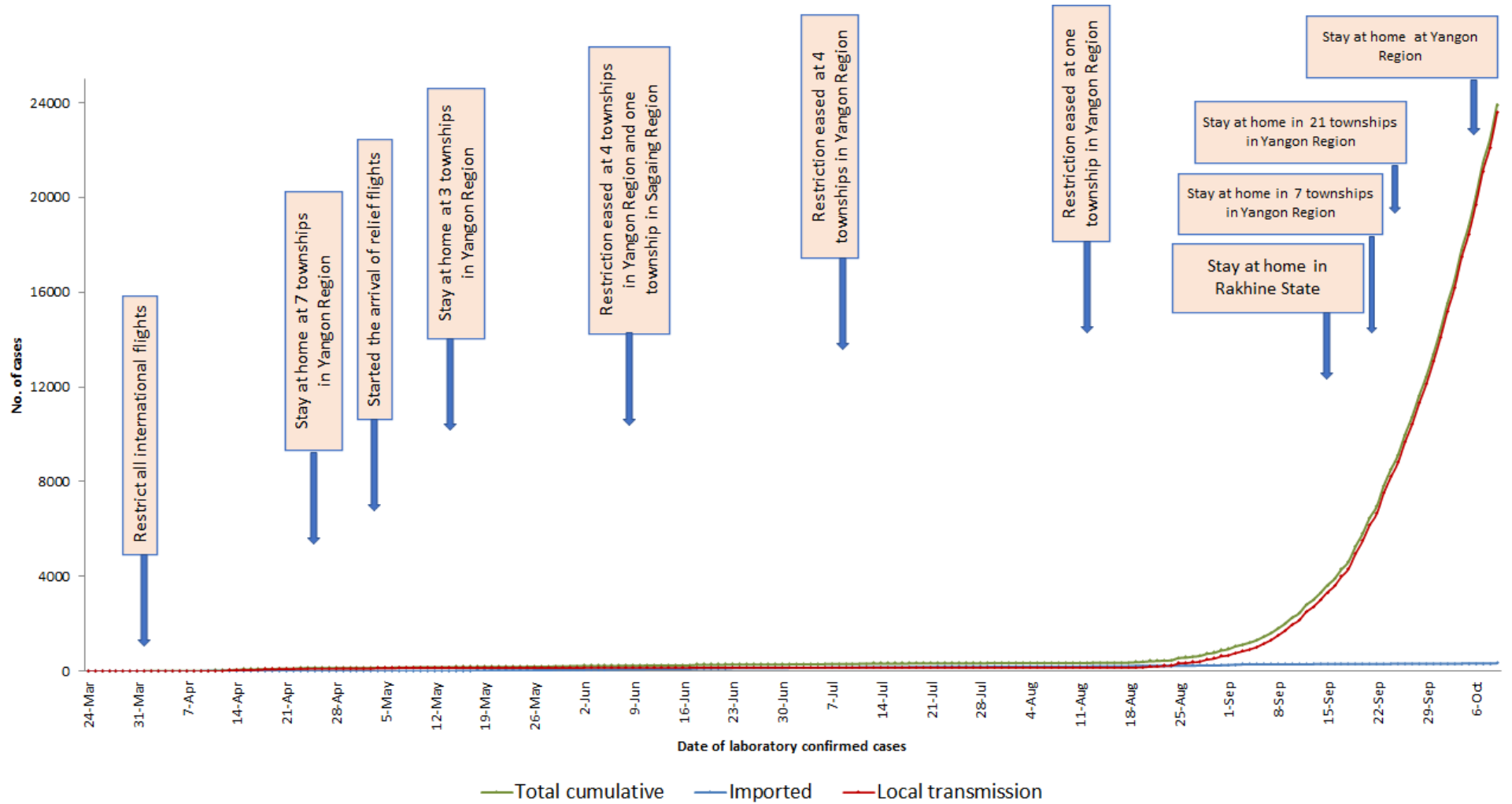


*No. of new cases by State and Region are counted according to epidemiology situation

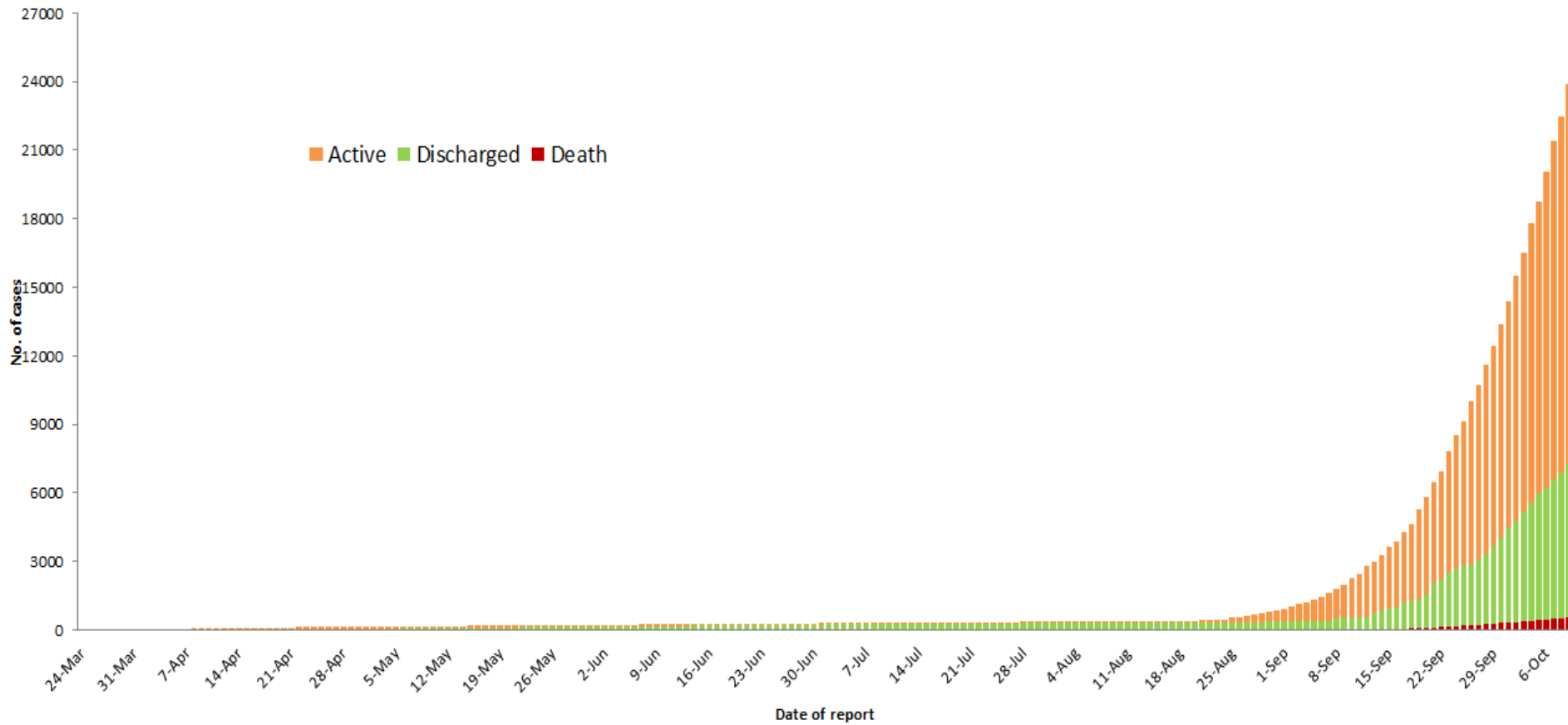
COVID-19 confirmed cases by types of transmissions (as of 9.10.2020) n=23,906



Total laboratory confirmed cases by date (as of 9.10.2020), n= 23,906



Cumulative Number of active confirmed cases, recovered and deaths (23.3.2020 – 9.10.2020), n (cumulative)=23,906



Summary of current situation		
Type	New (8.10.2020-9.10.2020)	Total (on 9.10.2020)
Suspected and Person Under Investigation (PUI)	437	2,154
Hospital Quarantine	47	427
Facility Quarantine	3,681	43,207

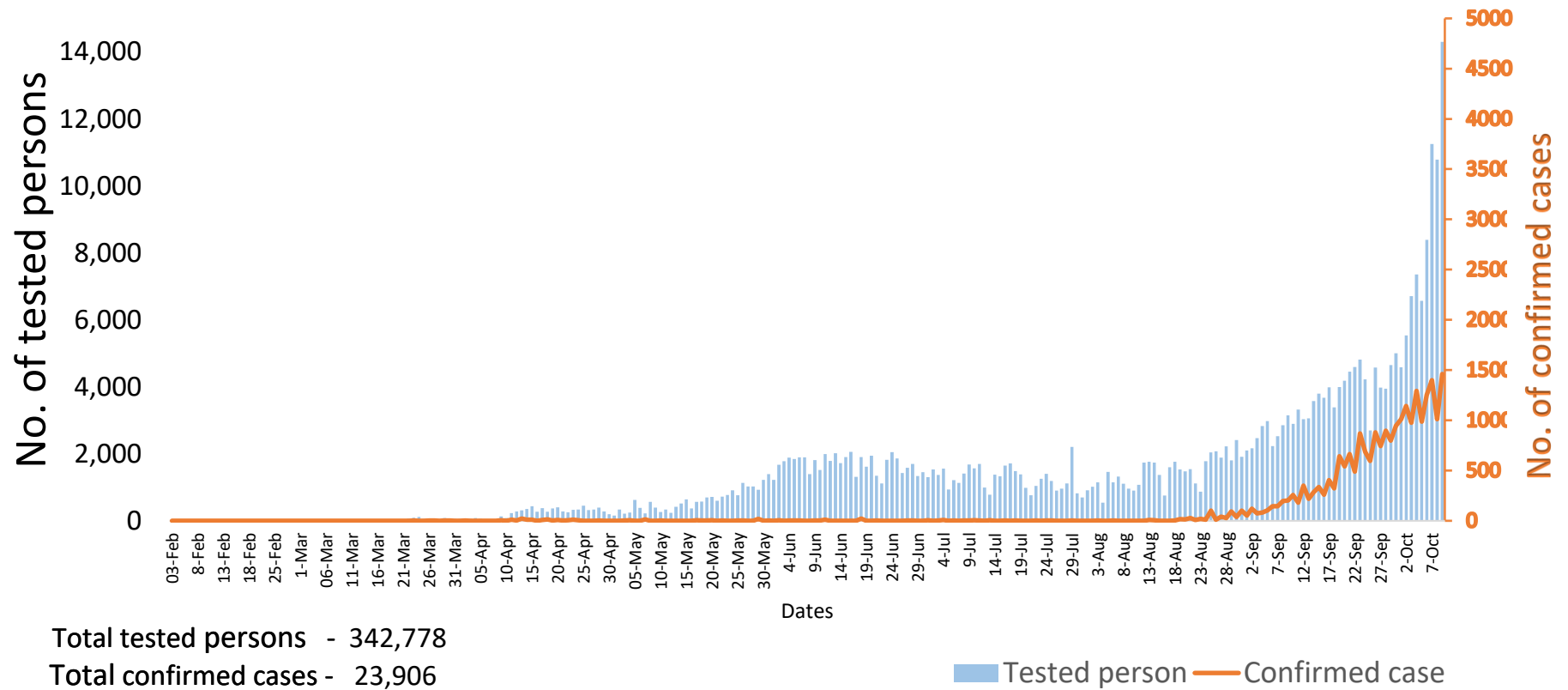
Person under Investigation (PUI) by State/Region hospitals (31.1.2020 – 9.10.2020) n= 20,726

No. of Facility Quarantine sites and Quarantined people on 9.10.2020

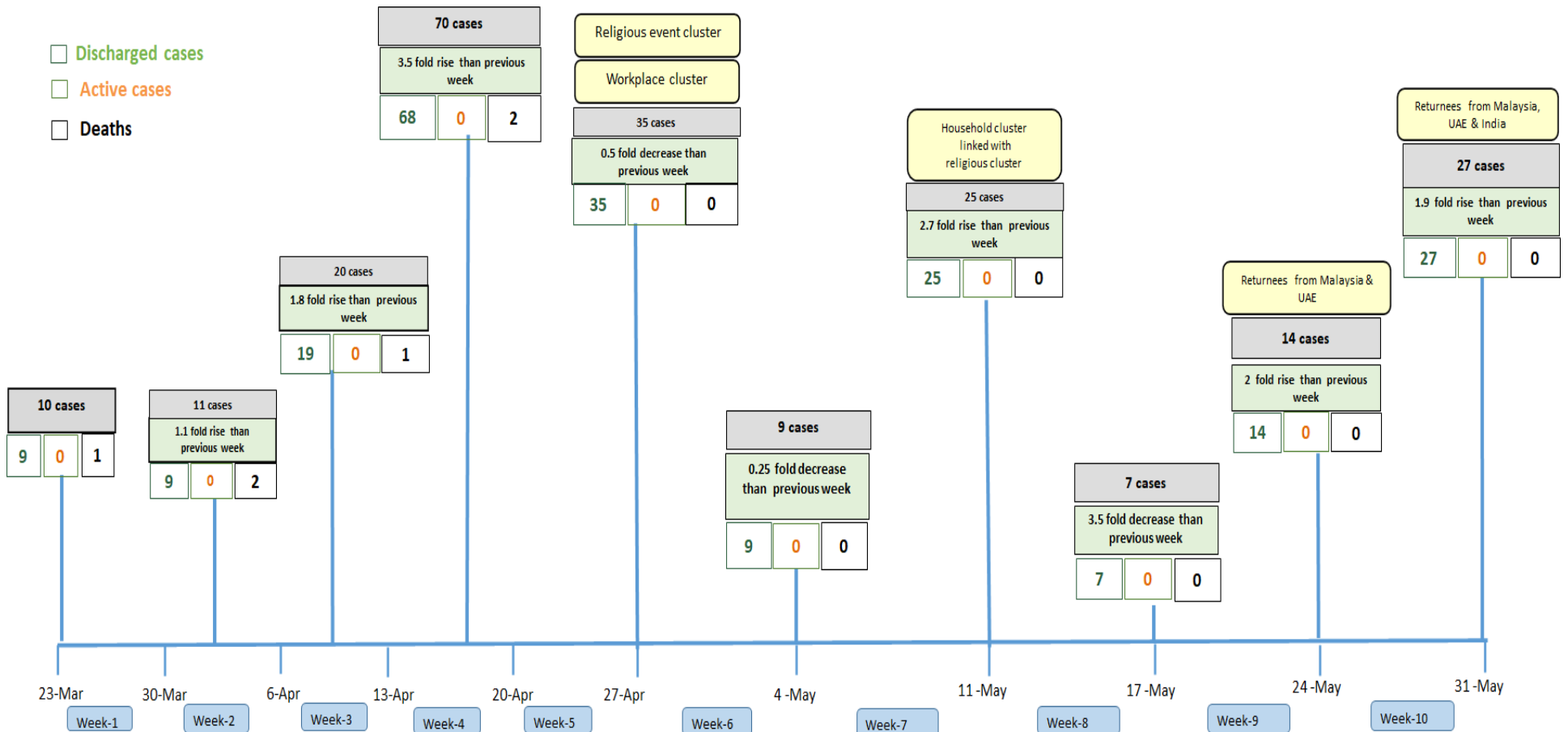
No.	State/Region	PUI	No.	State/Region	No. of facilities	Total no. of quarantine
1	Yangon	13641	1	Bago	1,002	7,359
2	Mandalay	2795	2	Ayeyarwaddy	867	5,266
3	Mon	771	3	Yangon	87	4,717
4	Kayin	502	4	Sagaing	670	4,407
5	Magway	447	5	Magway	633	4,033
6	Rakhine	447	6	Kachin	324	3,584
7	Ayeyarwaddy	385	7	Mandalay	381	2,995
8	Bago	383	8	Mon	68	1,836
9	Shan (N)	364	9	Kayin	282	1,809
10	Thanintharyi	163	10	Rakhine	292	1,650
11	Shan (S)	155	11	Shan South	143	1,592
12	Shan (E)	154	12	Tanintharyi	153	1,124
13	Sagaing	151	13	Shan North	409	1,089
14	Naypyitaw	128	14	Naypyitaw	12	817
15	Kachin	96	15	Chin	30	437
16	Kayah	87	16	Kayah	12	251
17	Chin	57	17	Shan East	19	241
Total		20,726	Total		5,384	43,207

*Facility quarantine rule changed from 21 days to 14 days on 11-9-2020 while 7 days home quarantine rule remain unchanged.

COVID-19 confirmed cases among tested by date (as of 9.10.2020)

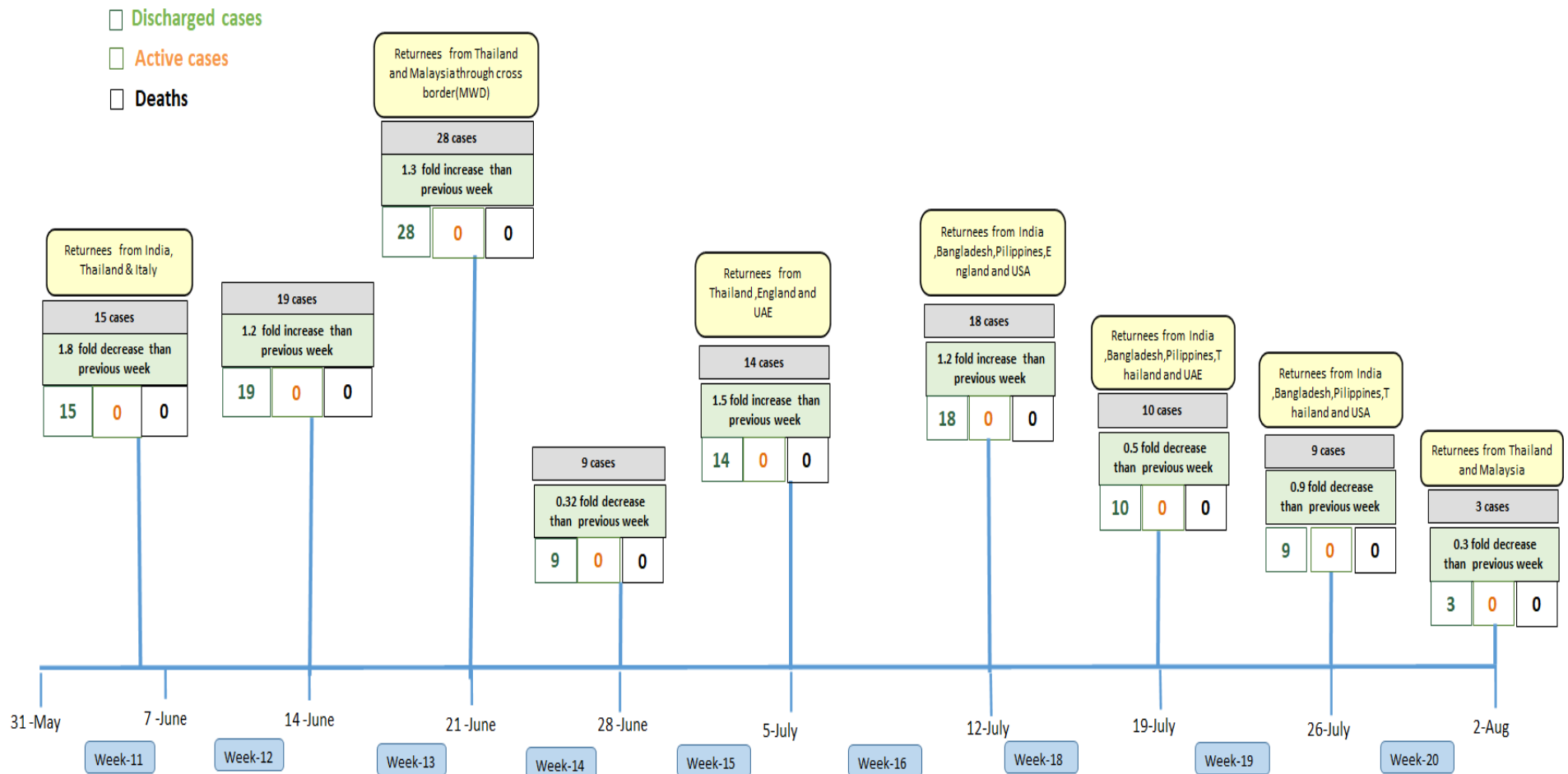


Summary of new confirmed cases detection after first two cases (as of 9.10.2020)



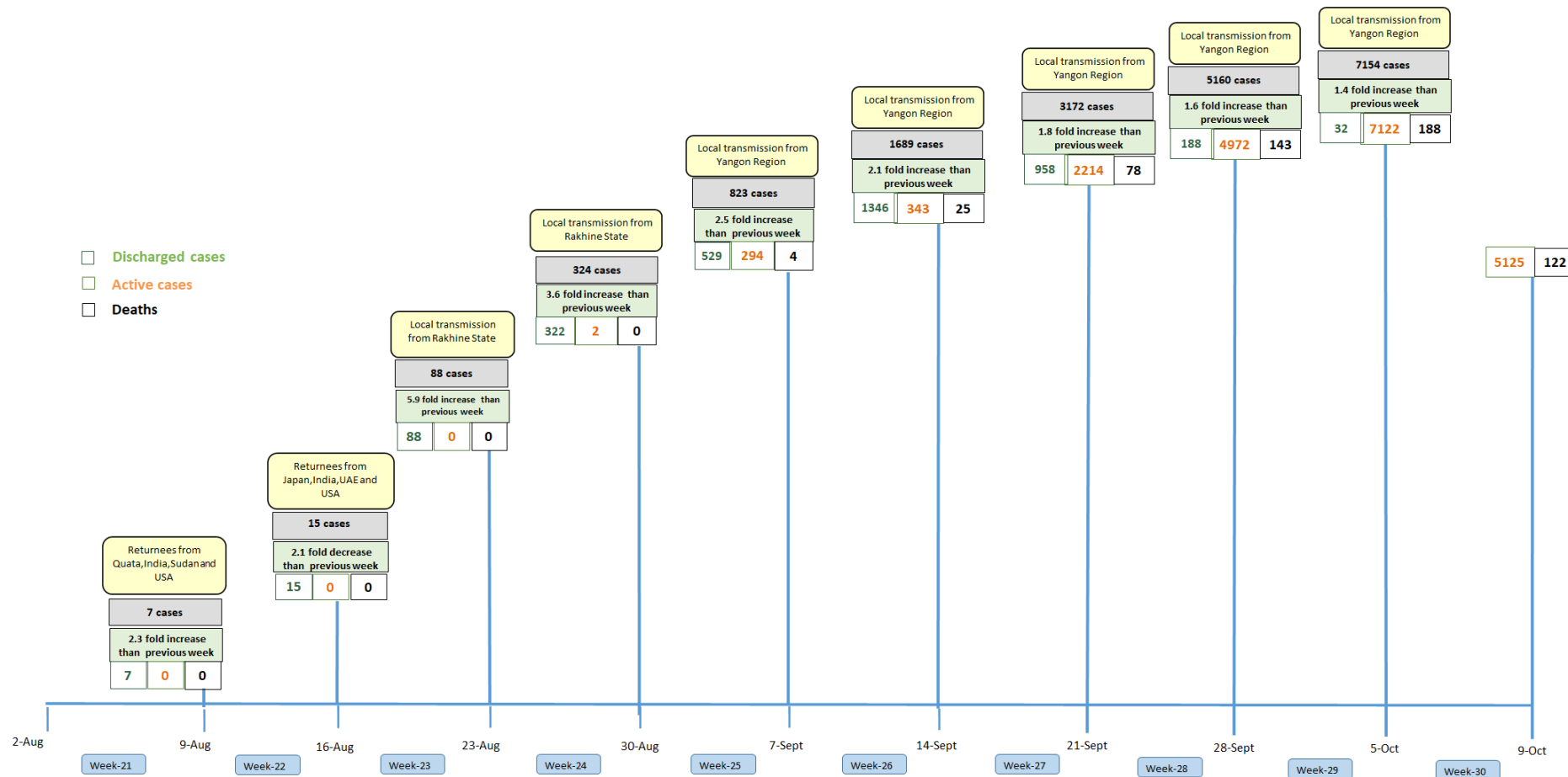
- Confirmed cases were detected as a peak in the 4th week after first confirmed cases due to the religious event cluster.
- Confirmed cases were decreased but still raised than the first 3 weeks due to the religious event cluster and workplace cluster.
- There were an increased in numbers of cases in the 7th week after the first two cases due to the household cluster linked with a religious cluster.
- Confirmed cases were detected by a nearly two-fold rise in the 9th and 10th weeks after the first two cases because of returnees coming back by relief flights.

Summary of new confirmed cases detection after first two cases (as of 9.10.2020)



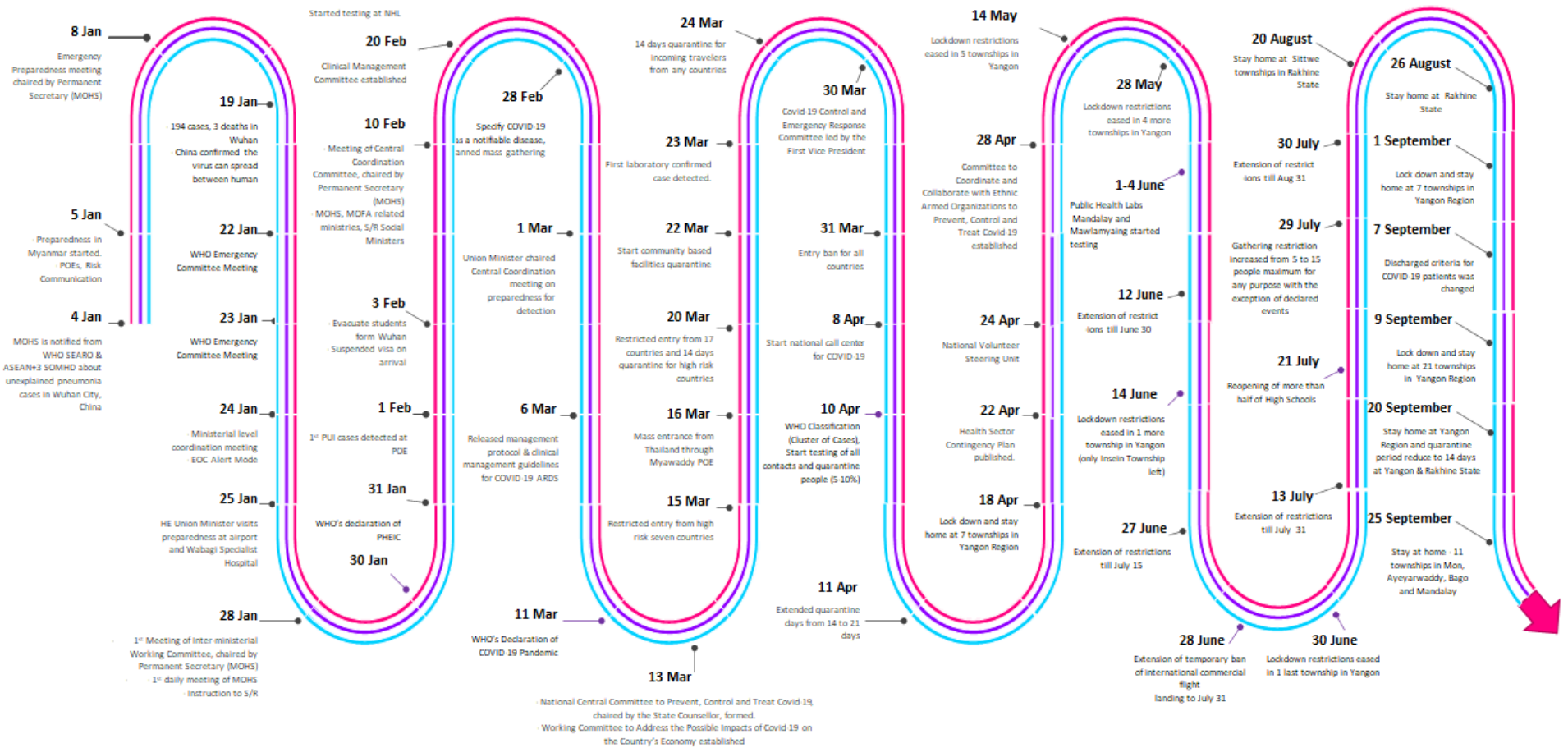
- Confirmed cases were detected as a peak in the 4th week after first confirmed cases due to the religious event cluster.
- Confirmed cases were decreased but still raised than the first 3 weeks due to the religious event cluster and workplace cluster.
- There were an increased in numbers of cases in the 7th week after the first two cases due to the household cluster linked with a religious cluster.
- Confirmed cases were detected by a nearly two-fold rise in the 9th and 10th weeks after the first two cases because of returnees coming back by relief flights.

Summary of new confirmed cases detection after first two cases (as of 9.10.2020)



- Confirmed cases were detected as a peak in the 4th week after first confirmed cases due to the religious event cluster.
- Confirmed cases were decreased but still raised than the first 3 weeks due to the religious event cluster and workplace cluster.
- There were an increased in numbers of cases in the 7th week after the first two cases due to the household cluster linked with a religious cluster.
- Confirmed cases were detected by a nearly two-fold rise in the 9th and 10th weeks after the first two cases because of returnees coming back by relief flights.

Timeline of Preparedness and Response to COVID-19 in Myanmar (as of 9.10.2020)



Hotline Number— 0673 420 268

Data source - CEU, DMS, NHL, PHL (MDY and MLM), DMR, DSGH, State and Region Health Departments