



Ministry of Health and Sports (Myanmar)

Department of Public Health

Central Epidemiology Unit

(26 May 2020)

Coronavirus Disease 2019 (COVID-19)

Situation Report - 49

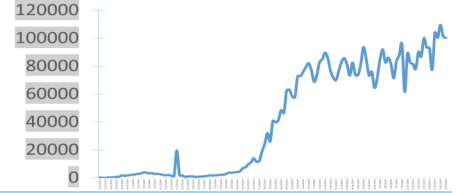
Data as reported by States and Regions by 11:00 PM MST 25 May 2020

Global Situation
(WHO situation report - 126)
data as of 14:30 MST 25 May 2020

Confirmed cases
5,304,772

Deaths
342,029

Case Fatality Rate
6.4 %



Myanmar Situation

Total tested
20,312

Confirmed cases
203

Negative
20,109

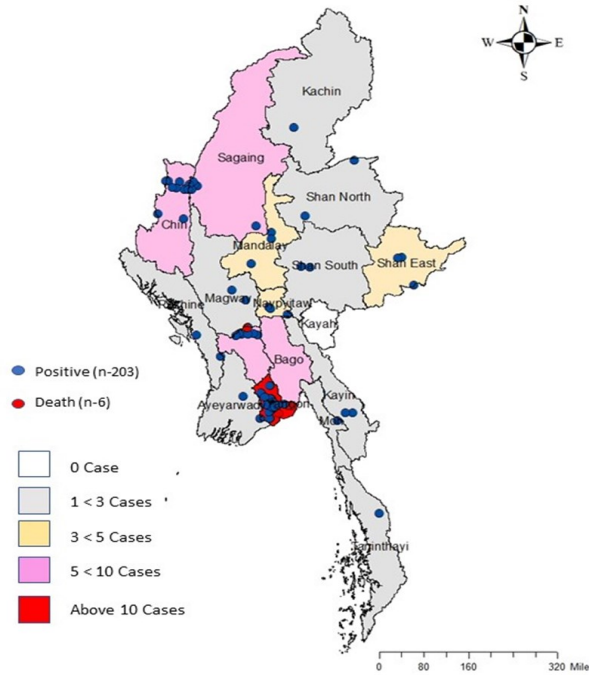
Recovered
124
61.1% of confirmed cases

Active
73
36% of confirmed cases

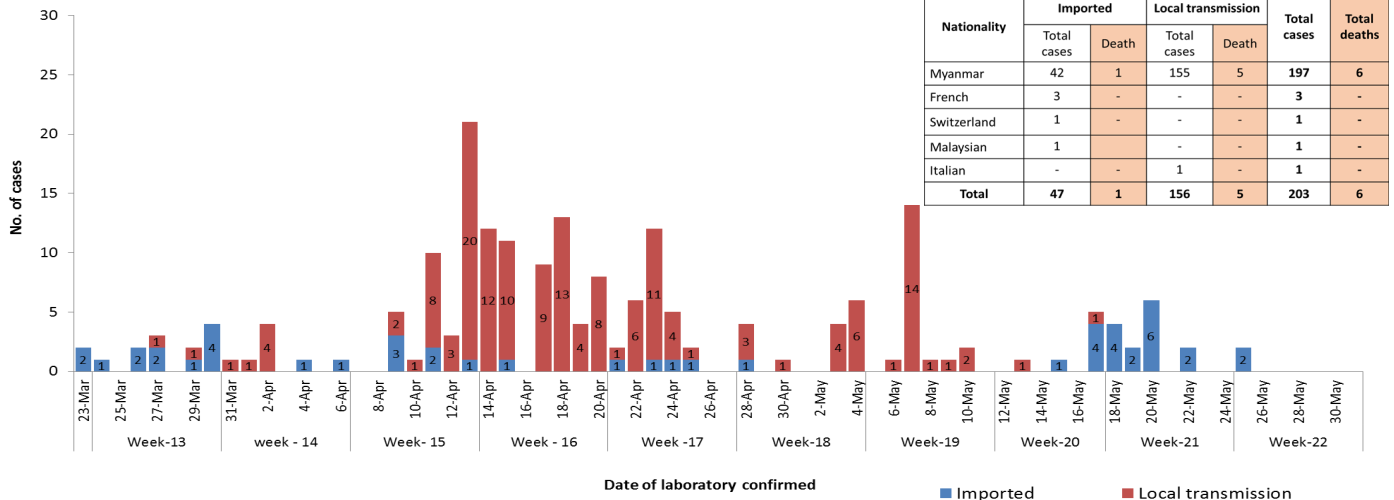
Death
6
2.9% of confirmed cases

No.	State/Region	COVID-19 Confirmed case	Recovered	Deaths
1.	Yangon	158 (2 new)	96 (1 new)	5
2.	Chin	9	2	-
3.	Bago	7	6	1
4.	Sagaing	7	6	-
5.	Shan(East)	3	2	-
6.	Mandalay	3	3	-
7.	Shan(South)	2	2	-
8.	Shan(North)	2	2	-
9.	Naypyitaw	2	2	-
10.	Kayin	2	-	-
11.	Magway	2	1	-
12.	Rakhine	2	-	-
13.	Mon	1	1	-
14.	Kachin	1	1	-
15.	Thanintharyi	1	-	-
16.	Ayeyarwaddy	1	-	-
17.	Kayah	-	-	-
Total		203 (2 new)	124 (1 new)	6

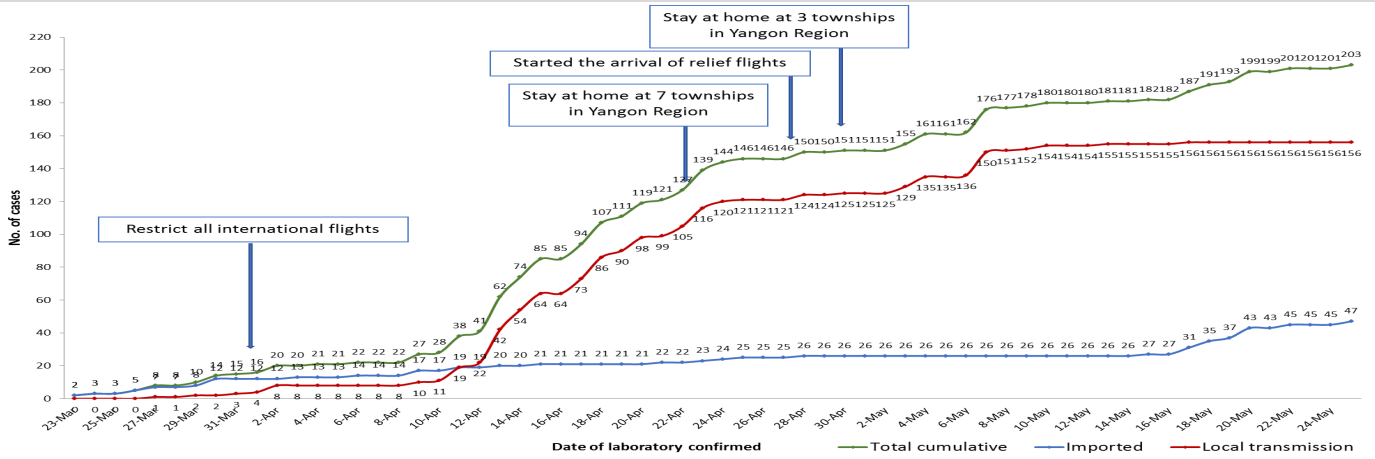
Map showing COVID-19 laboratory confirmed cases



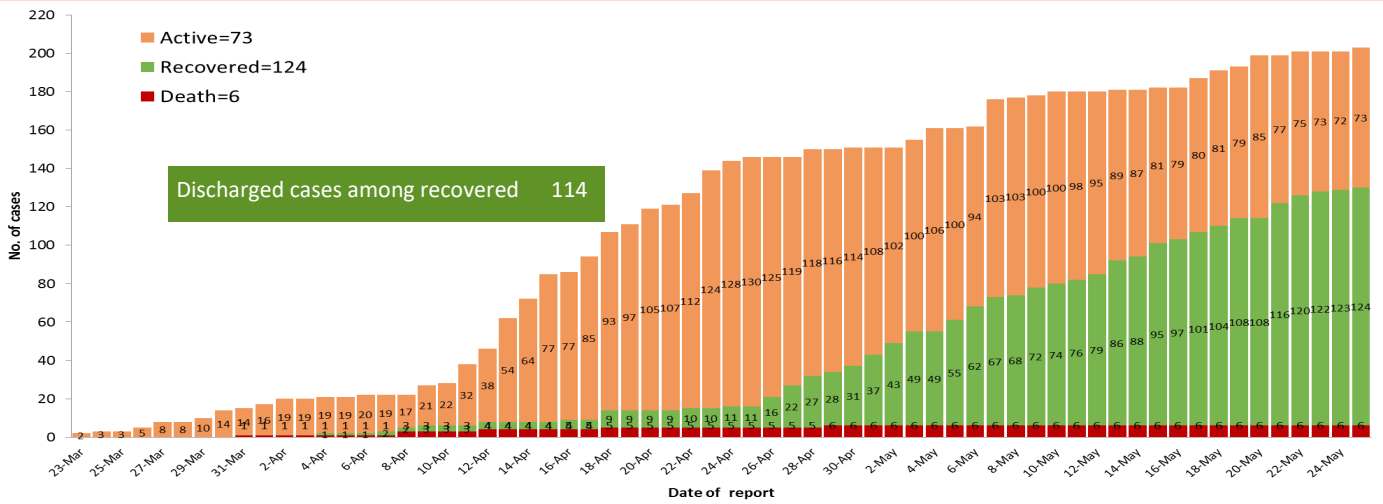
COVID-19 confirmed cases by types of transmissions (as of 25-5-2020,11:00 pm) n=203



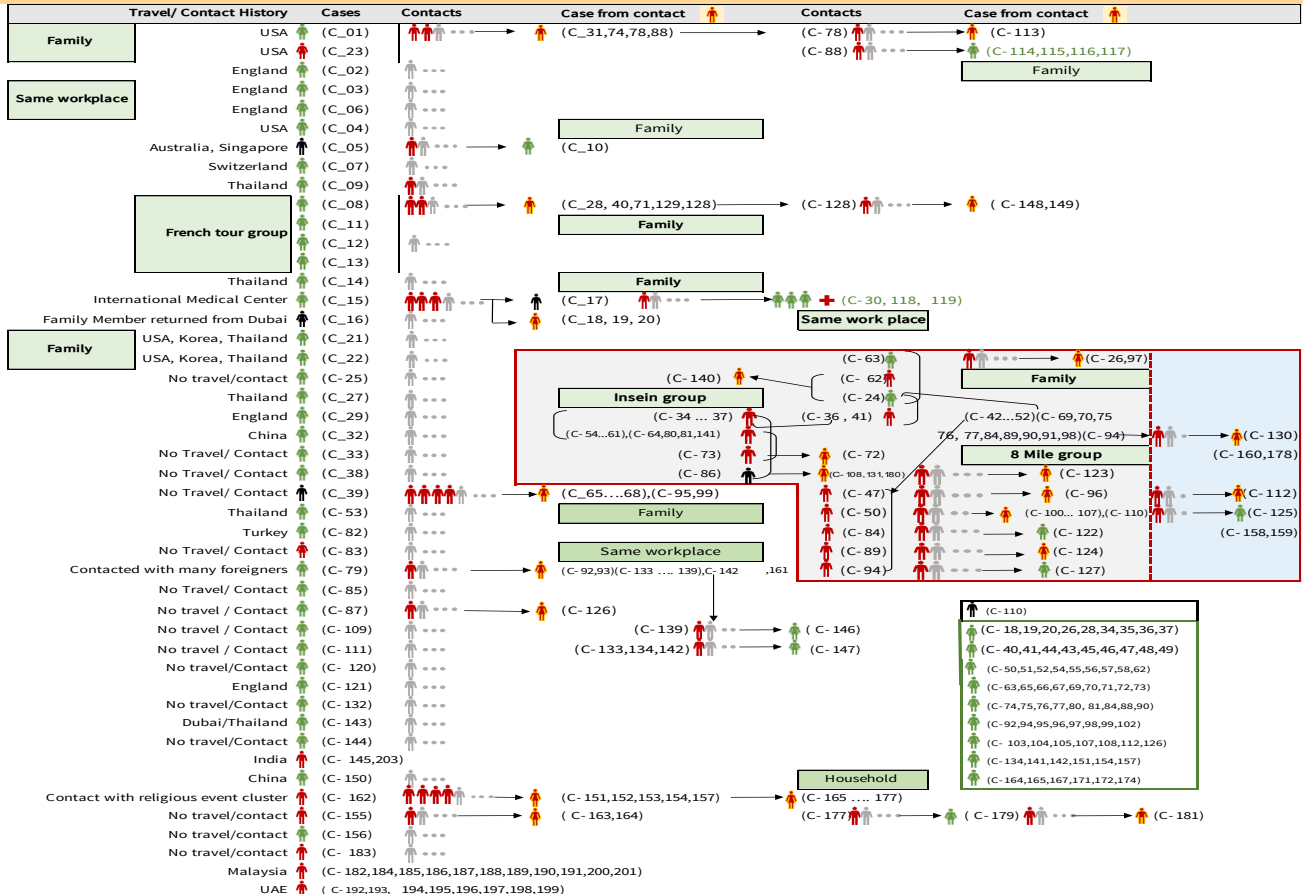
Total laboratory confirmed cases by date (as of 25.5.2020, 11:00 pm), n= 203



Cumulative Number of active confirmed cases, recovered and death (23.3.2020-25.5.2020), n=203



Summary of COVID-19 confirmed cases (as of 25-5-2020), n (contact)= 3,944



Summary of current situation

Type	New (24.5.2020-25.5.2020)	Total (on 25.5.2020)
Suspected and Person Under Investigation (PUI)	32	278
Hospital Quarantine	4	105
Facility Quarantine	2,761	55,935

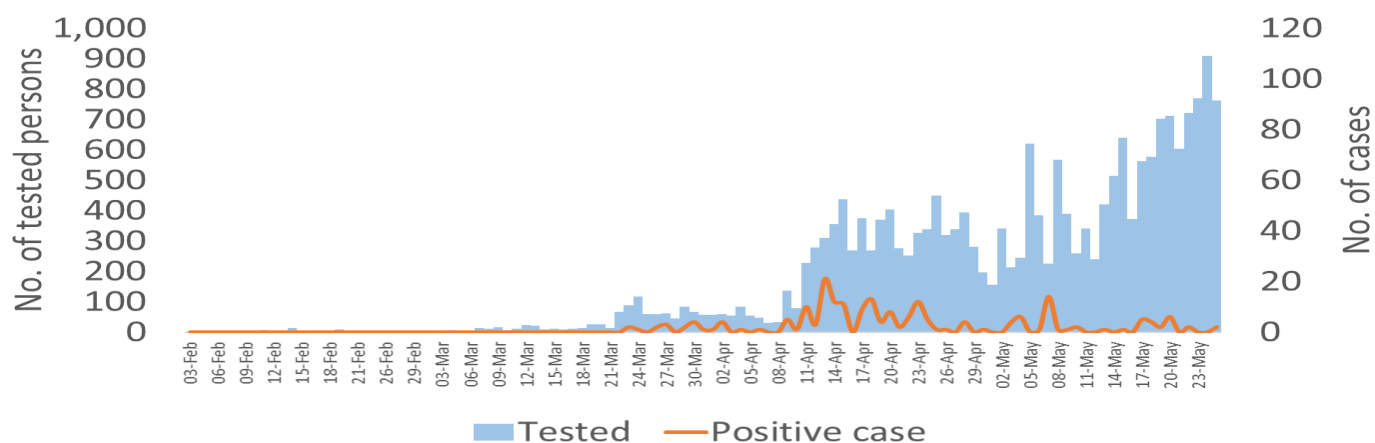
Person under Investigation (PUI) by State/Region hospitals (31.1.2020 – 25.5.2020) n= 4,732

No.	State/Region	PUI
1.	Yangon	2460
2.	Mandalay	826
3.	Shan (N)	179
4.	Bago	168
5.	Mon	160
6.	Magway	158
7.	Kayin	152
8.	Shan (E)	94
9.	Ayeyarwaddy	93
10.	Shan (S)	83
11.	Sagaing	74
12.	Kayah	67
13.	Naypyitaw	60
14.	Rakhine	54
15.	Tanintharyi	50
16.	Kachin	26
17.	Chin	19
Total		4,723

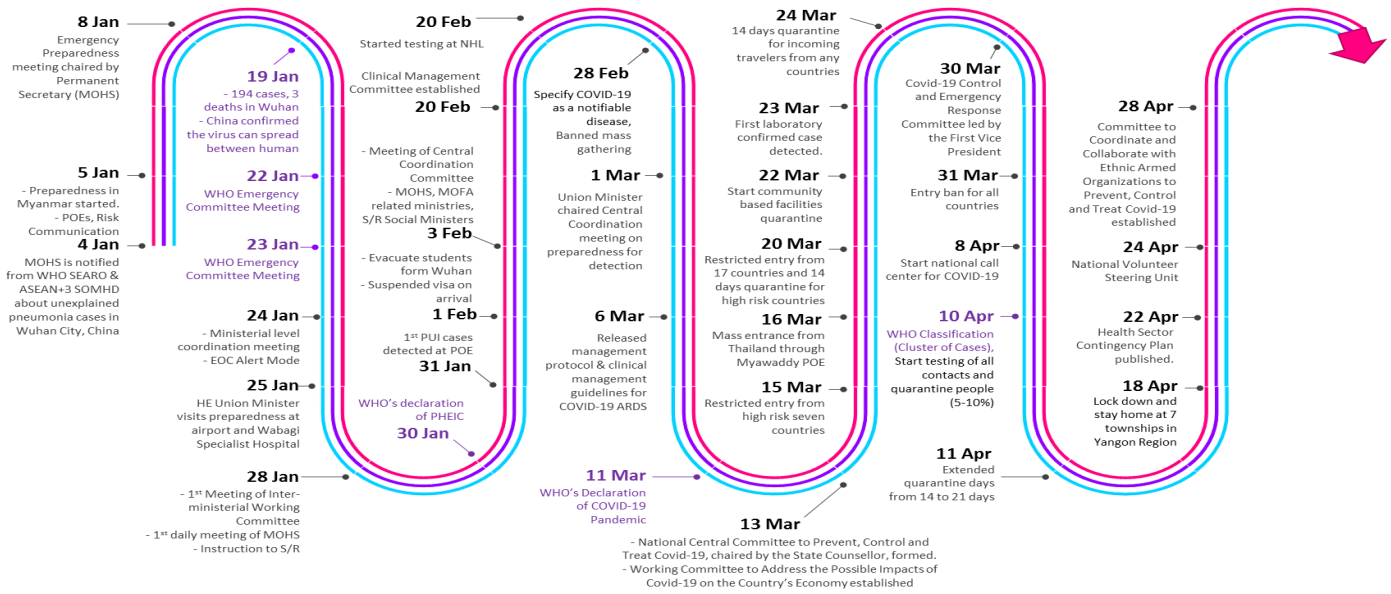
No. of Facility Quarantine sites and Quarantined people on 25.5.2020

No.	State/Region	No. of facilities	Total no. of quarantine people
1.	Magway	2,880	12,709
2.	Sagaing	1,983	8,447
3.	Kachin	651	6,290
4.	Ayeyarwaddy	1,374	5,094
5.	Rakhine	787	4,356
6.	Mandalay	813	4,348
7.	Bago	471	3,256
8.	Yangon	56	2,627
9.	Shan (N)	356	2,557
10.	Tanintharyi	189	1,491
11.	Naypyitaw	19	1,100
12.	Kayin	173	1,074
13.	Shan(S)	114	1,067
14.	Shan (E)	11	639
15.	Mon	28	379
16.	Chin	44	352
17.	Kayah	18	149
Total		9,967	55,935

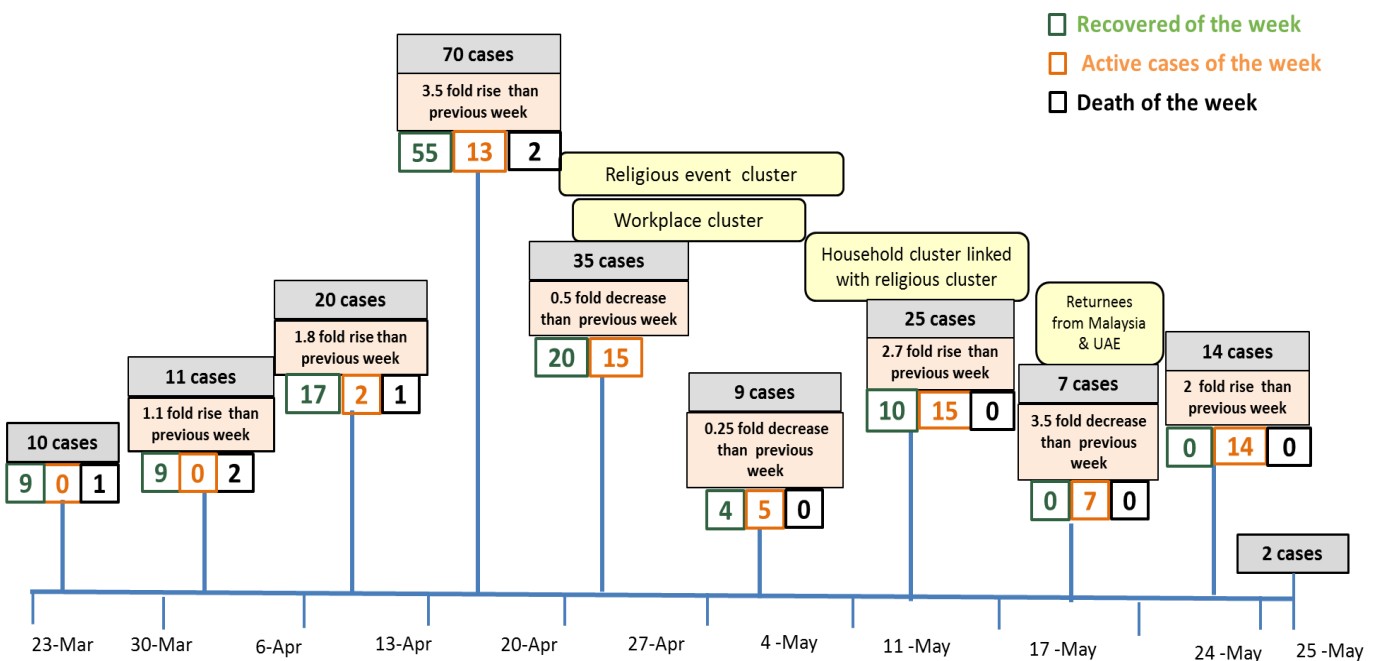
COVID-19 confirmed cases among tested by date (as of 25.5.2020)



Timeline of Preparedness and Response to COVID-19 in Myanmar (as of 25.5.2020)



Summary of new confirmed cases detection after first two cases (as of 25.5.2020)



- Confirmed cases were detected as peak in the 4th week after first confirmed cases due to religious event cluster .
- Confirmed cases were decreased but still raised than the first 3 weeks due to religious event cluster and workplace cluster.
- There were an increased in numbers of cases in week 7th after the first two cases due to household cluster linked with religious cluster.
- Confirmed cases were detected again in week 8 after the first two cases because of returnees .