



# Ministry of Health and Sports (Myanmar)

## Department of Public Health

### Central Epidemiology Unit

(5 December 2020)

Situation Report -242

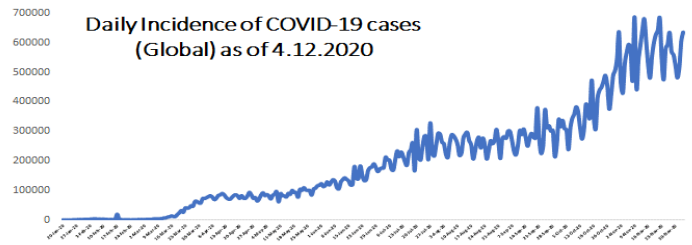
## Coronavirus Disease 2019 (COVID-19)

WHO Coronavirus Disease (COVID-19) Dashboard data as of 5:43 PM CEST 4 December 2020

**Confirmed cases**  
**64,600,948**

**Deaths**  
**1,500,502**

**Case Fatality Rate**  
**2.3%**



### Myanmar Situation

Data as reported by States and Regions by 4 December 2020

Total Tested-1,246,524

**96,520**

Confirmed Cases

**74,973**

Discharged

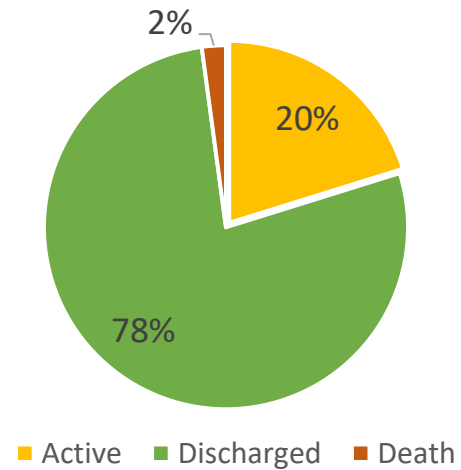
**1,150,004**

Negative

**2,059**

Death

Current Situation of Confirmed cases (23.3.2020-4.12.2020), n=96,520



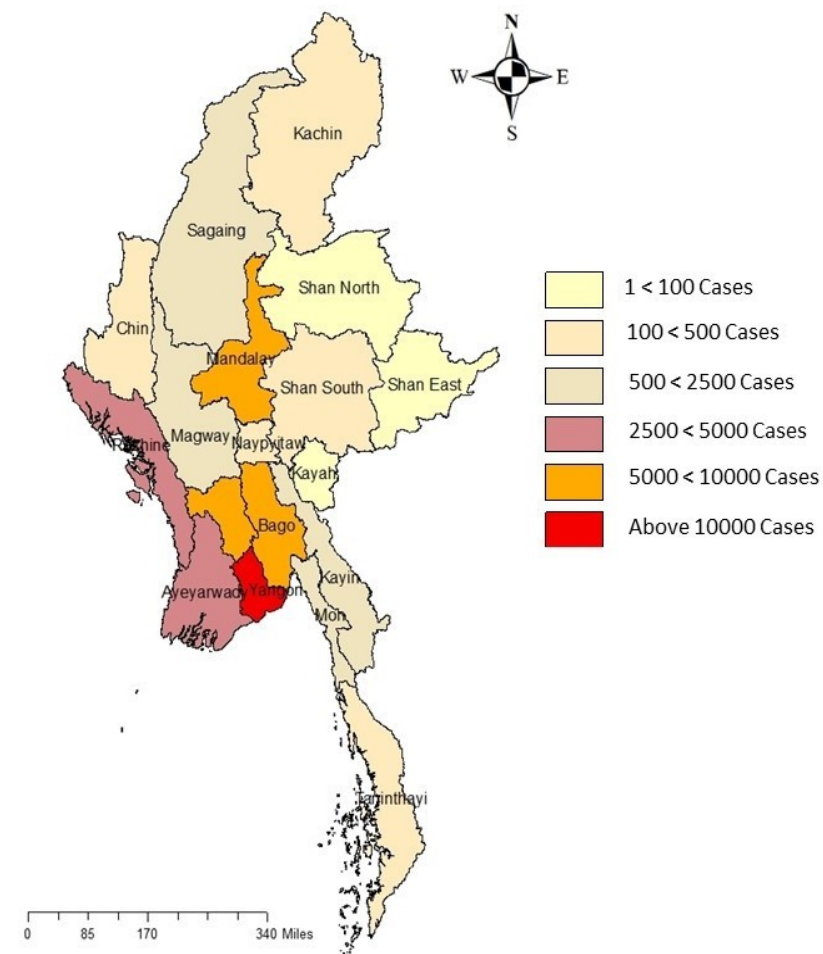
COVID-19 confirmed cases by two phases (23.3.2020 – 4-12-2020), n=96,520

Date	Local transmission		Imported		Total cases	Total Death
	No. of cases	Death	No. of case	Death		
(23.3.2020-15.8.2020)	161	5	213	1	374	6
(16.8.2020-4.12.2020)	95882	2053	264	-	96146	2053
<b>Total</b>	<b>96043</b>	<b>2058</b>	<b>477</b>	<b>1</b>	<b>96520</b>	<b>2059</b>

COVID-19 confirmed cases and death by State/Region (23.3.2020 – 4-12-2020), n=96,520

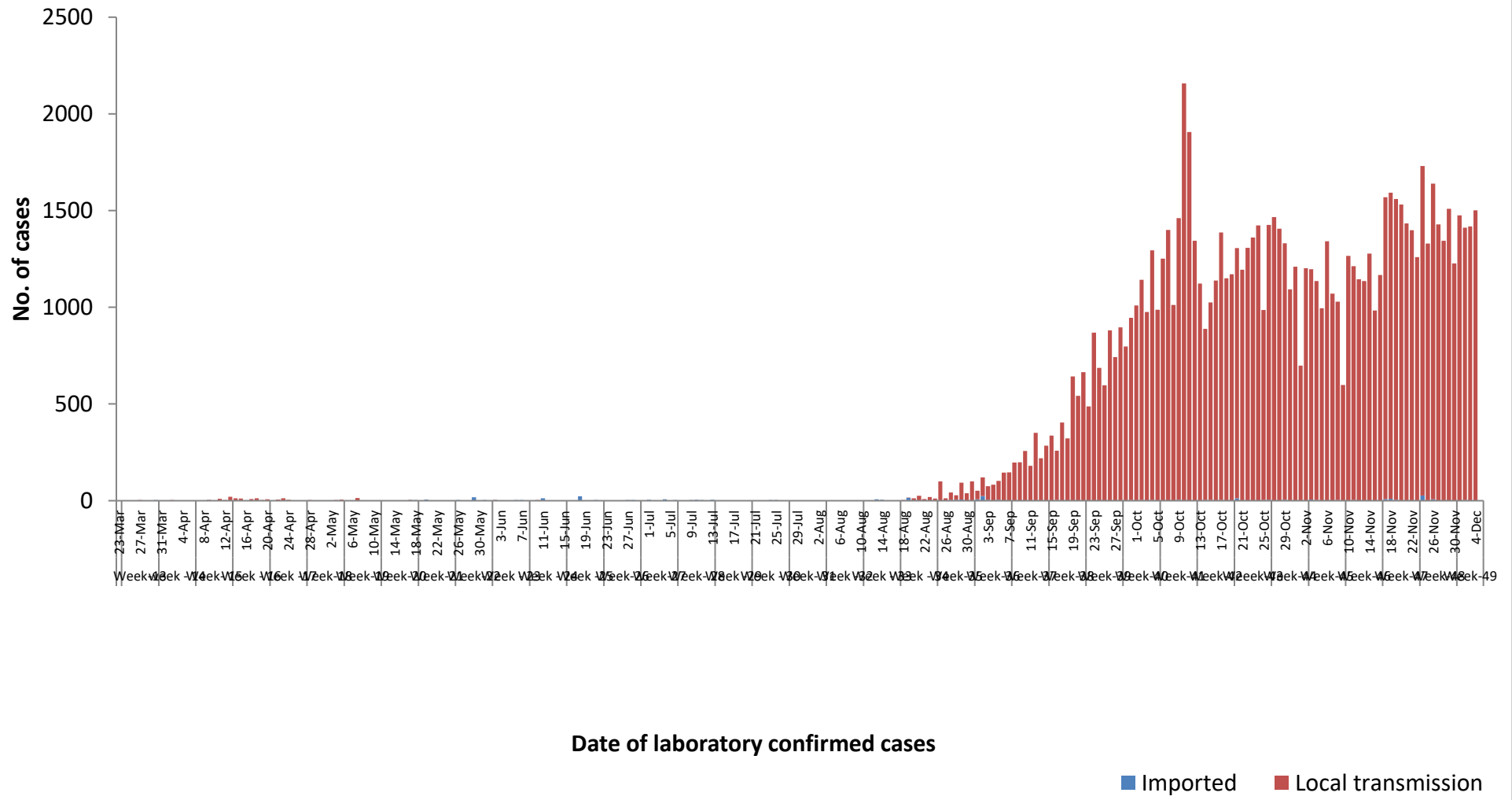
No	State/Region	COVID –19 Confirmed case	New confirmed cases within 24 hours	Deaths
1	Yangon	70,055	804	1,916
2	Mandalay	7,028	271	58
3	Bago	5,696	112	11
4	Rakhine	3,817	42	25
5	Ayeyarwaddy	3,224	78	16
6	Magway	1,668	53	1
7	Mon	1,557	27	12
8	Sagaing	978	35	3
9	Kayin	704	1	11
10	Thanintharyi	447	18	-
11	Naypyitaw	435	5	3
12	Shan (South)	306	16	1
13	Kachin	264	22	-
14	Chin	129	3	1
15	Shan (North)	101	-	1
16	Shan (East)	89	14	-
17	Kayah	22	1	-
<b>Total</b>		<b>96,520</b>	<b>1,502</b>	<b>2,059</b>

Map showing COVID-19 laboratory confirmed cases

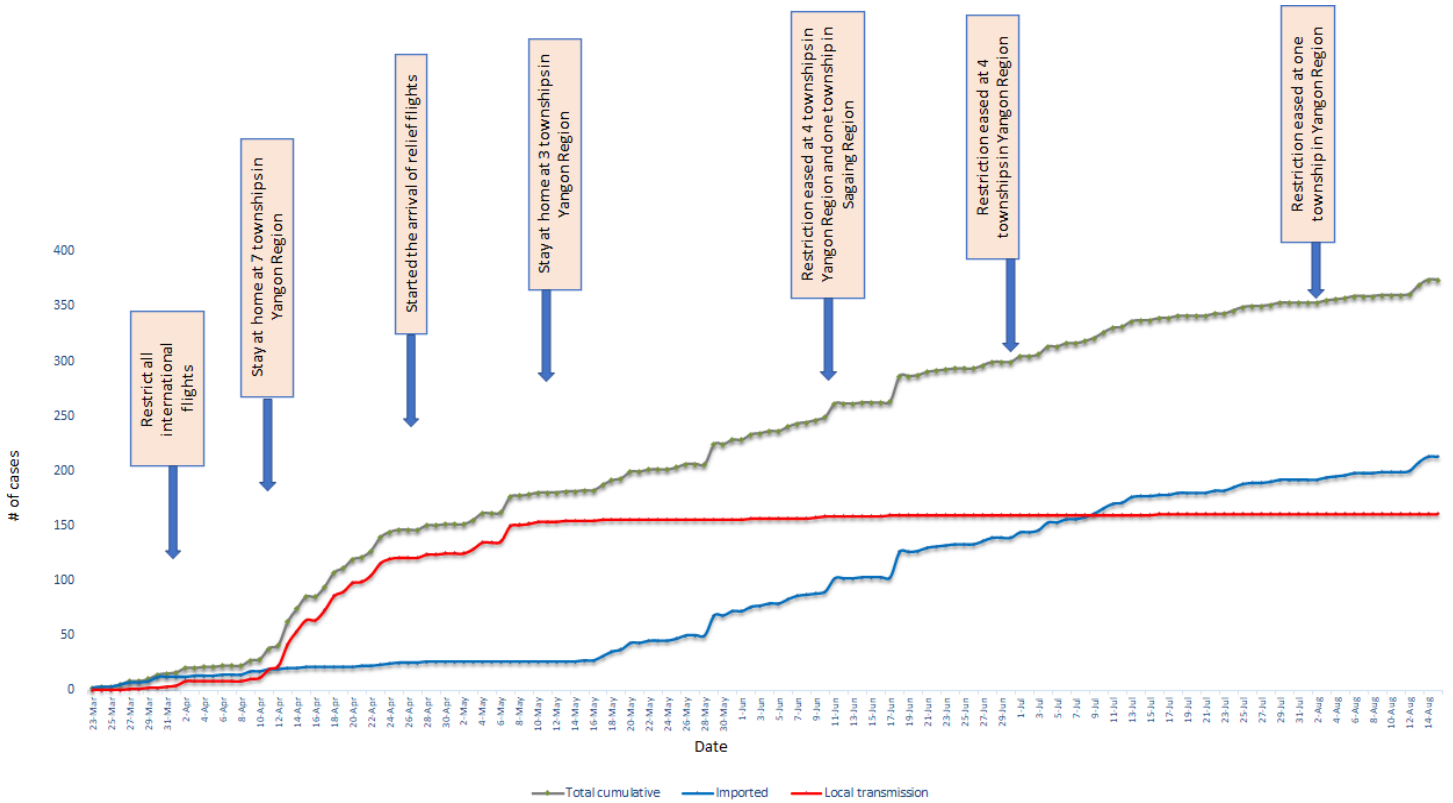


\*No. of new cases by State and Region are counted according to epidemiology situation

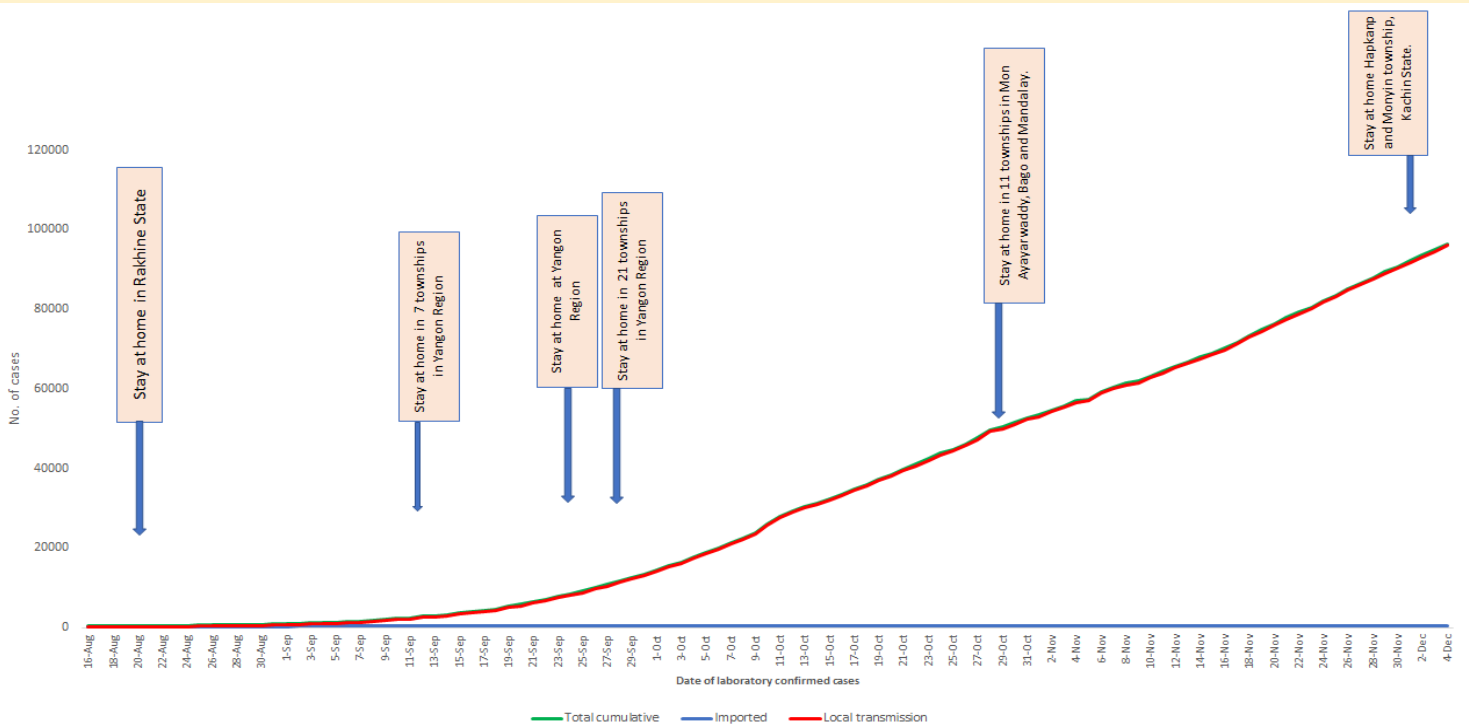
## COVID-19 confirmed cases by types of transmissions (as of 4.12.2020) n=96,520



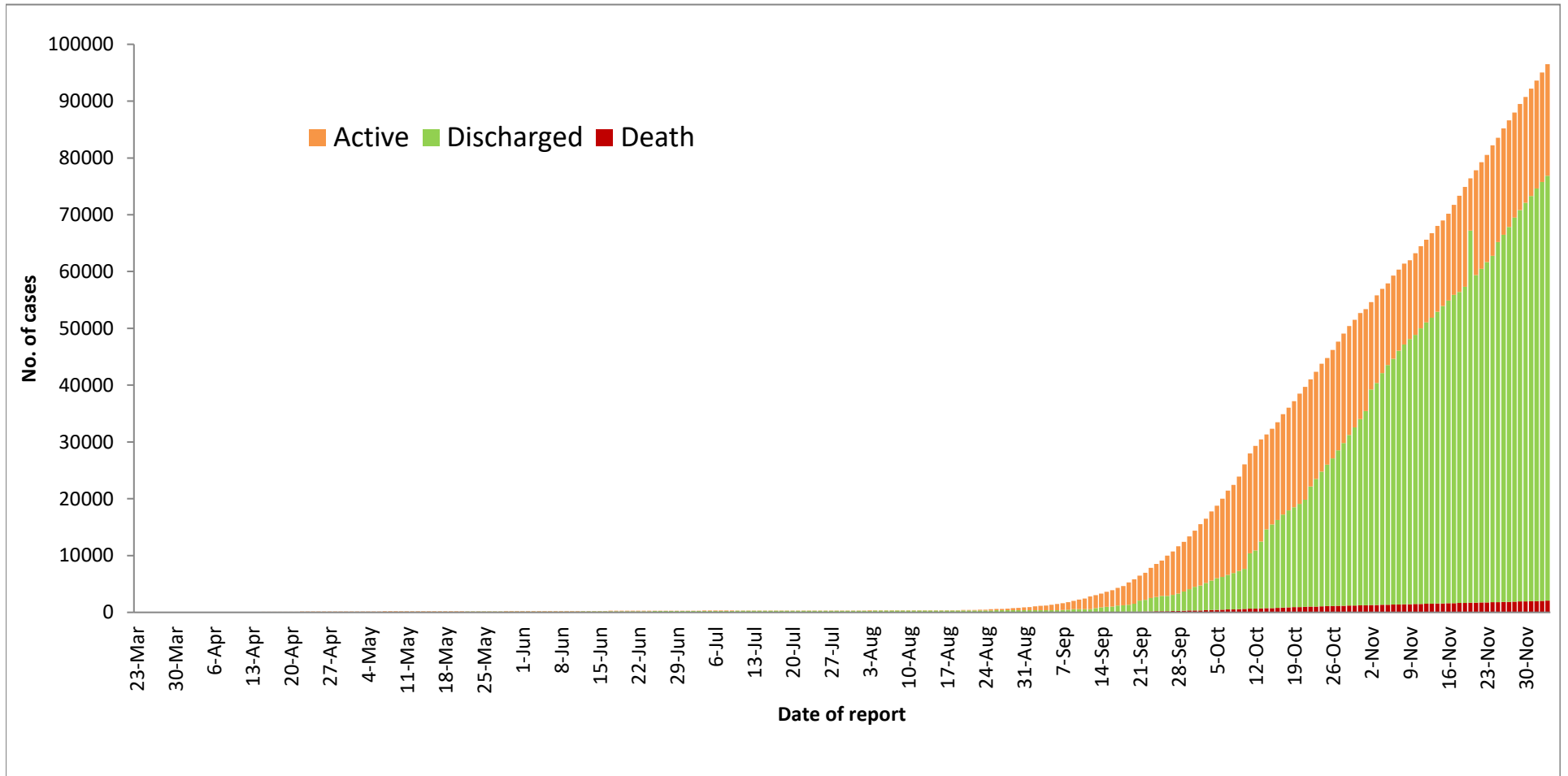
Total cumulative number of cases, imported and local transmission cases by date (23.3.2020- 15.8.2020), n= 374



Total cumulative number of cases, imported and local transmission cases by date (16.8.2020- 4.12.2020)



**Cumulative Number of active confirmed cases, discharged and deaths (23.3.2020 – 4.12.2020), n (cumulative)=96,520**



\* Discharged criteria for COVID-19 patients was changed on 10.10.2020

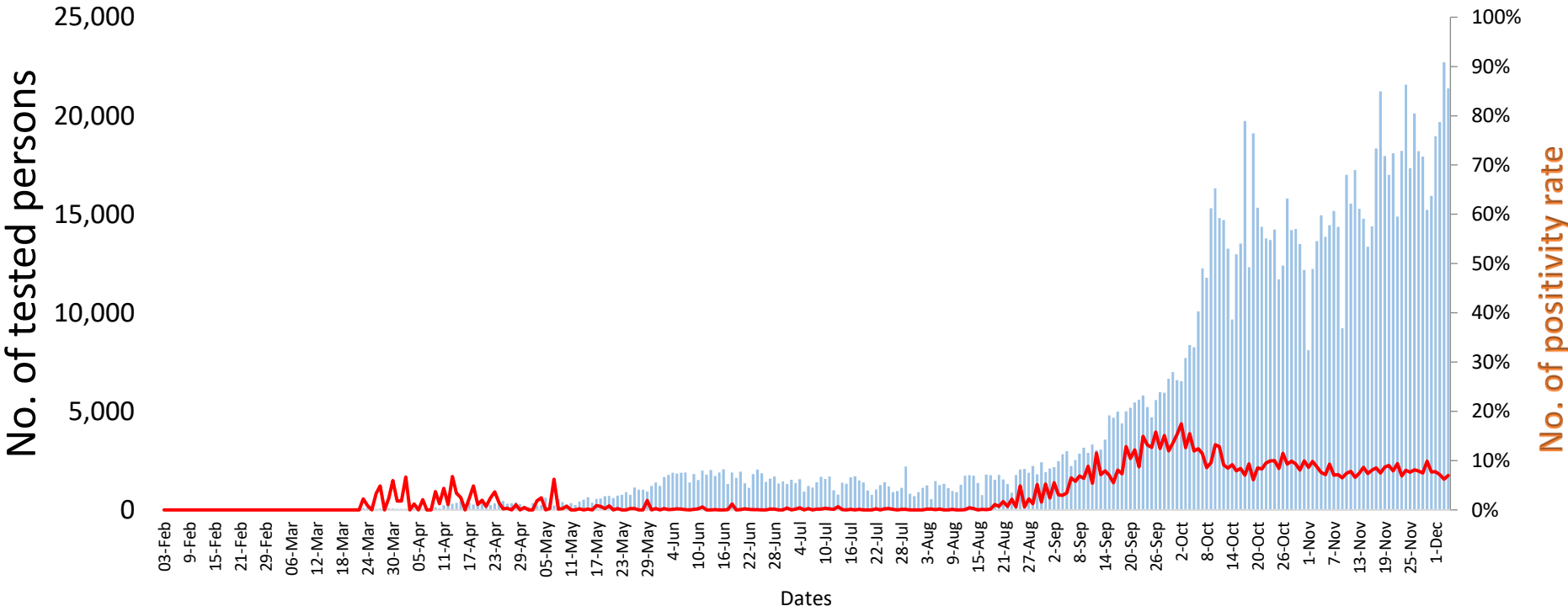
Summary of current situation		
Type	New (3.12.2020-4.12.2020)	Total (on 4.12.2020)
Suspected and Person Under Investigation (PUI)	579	1,677
Hospital Quarantine	24	245
Facility Quarantine	6,166	54,134

Person under Investigation (PUI) by State/Region hospitals (31.1.2020 – 4.12.2020) n= 49,521	No. of Facility Quarantine sites and Quarantined people on 4.12.2020
--	--

No.	State/Region	PUI	No.	State/Region	No. of facilities	Total no. of quarantine
1	Yangon	34448	1	Ayeyarwaddy	1,473	10259
2	Mandalay	6454	2	Yangon	261	7416
3	Mon	1280	3	Bago	1178	6390
4	Kayin	1150	4	Sagaing	902	4821
5	Ayeyarwaddy	1134	5	Mandalay	283	4509
6	Bago	1084	6	Magway	535	3076
7	Magway	862	7	Shan South	118	2794
8	Rakhine	747	8	Kayin	296	2587
9	Thanintharyi	550	9	Rakhine	317	2483
10	Shan (N)	517	10	Kachin	208	1825
11	Naypyitaw	278	11	Tanintharyi	153	1672
12	Sagaing	273	12	Mon	35	1549
13	Shan (E)	201	13	Naypyitaw	8	1412
14	Shan (S)	195	14	Shan North	454	1301
15	Kachin	148	15	Shan East	20	1065
16	Chin	101	16	Kayah	19	594
17	Kayah	99	17	Chin	32	381
<b>Total</b>		49,521	<b>Total</b>		6,292	54,134

\*Facility quarantine rule changed from 21 days to 14 days on 11-9-2020 while 7 days home quarantine rule remain unchanged.

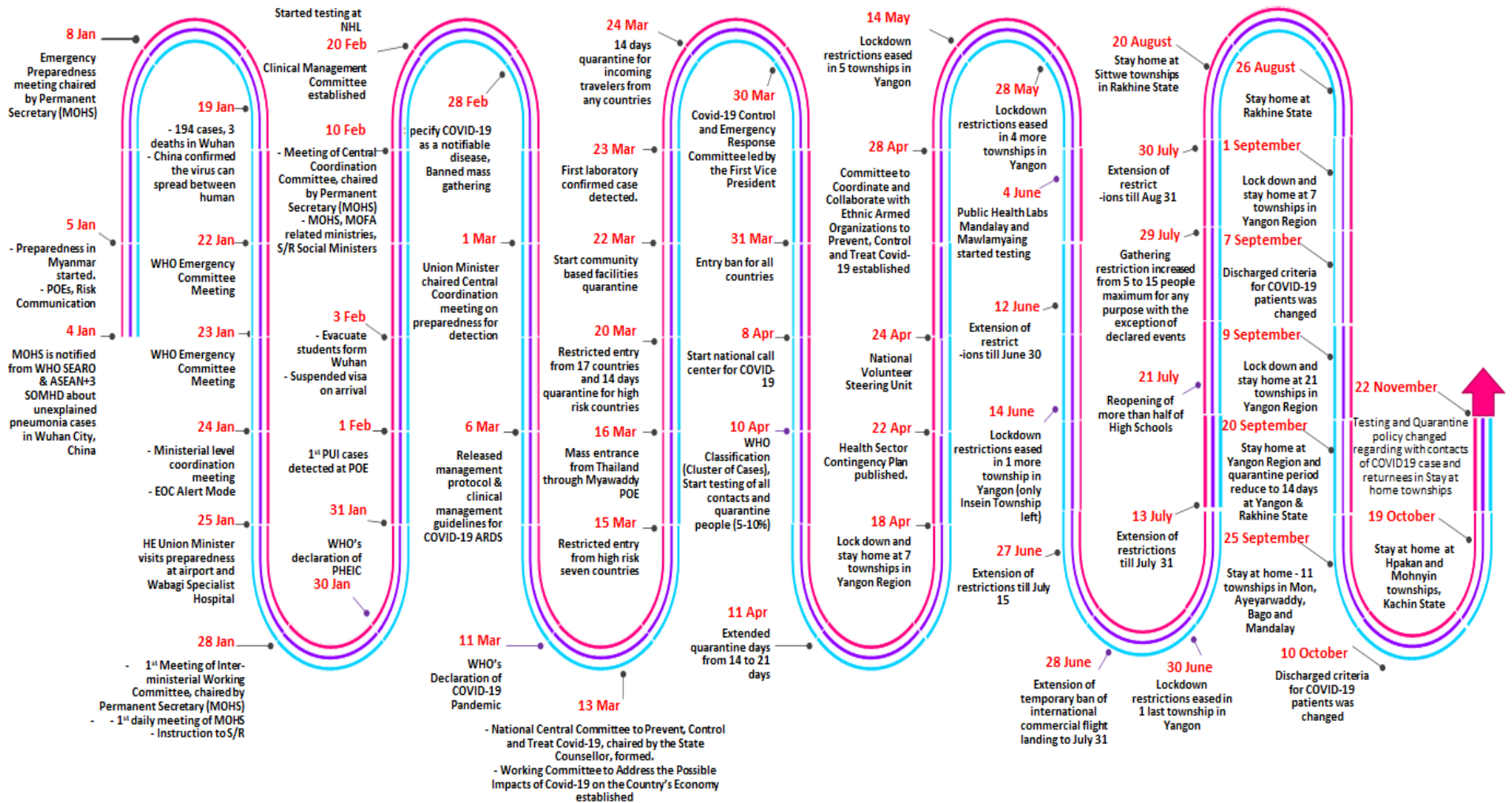
# COVID-19 positivity rate by date (as of 4.12.2020)



Total tested persons - 1,246,524  
Total confirmed cases - 96,520

■ Tested person — Positivity rate

# Timeline of Preparedness and Response to COVID-19 in Myanmar (as of 4.12.2020)



Hotline Number — 0673 420 268

Data source - CEU, DMS, NHL, PHL (MDY and MLM), DMR, DSGH, State and Region Health Departments