



# Ministry of Health and Sports (Myanmar)

## Department of Public Health

### Central Epidemiology Unit

(11 October 2020)

#### Coronavirus Disease 2019 (COVID-19)

Situation Report - 187

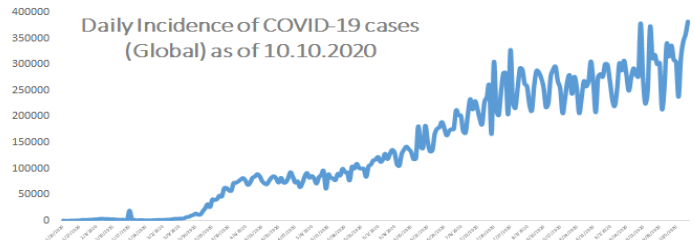
Data as reported by States and Regions by 10 October 2020

WHO Coronavirus Disease (COVID-19) Dashboard data as of 3:36 PM CEST 9 October 2020

**Confirmed cases**  
**36,744,413**

**Deaths**  
**1064,761**

**Case Fatality Rate**  
**2.9%**



#### Myanmar Situation

**Total Tested**  
**358,090**

**Confirmed Cases**  
**26,064**

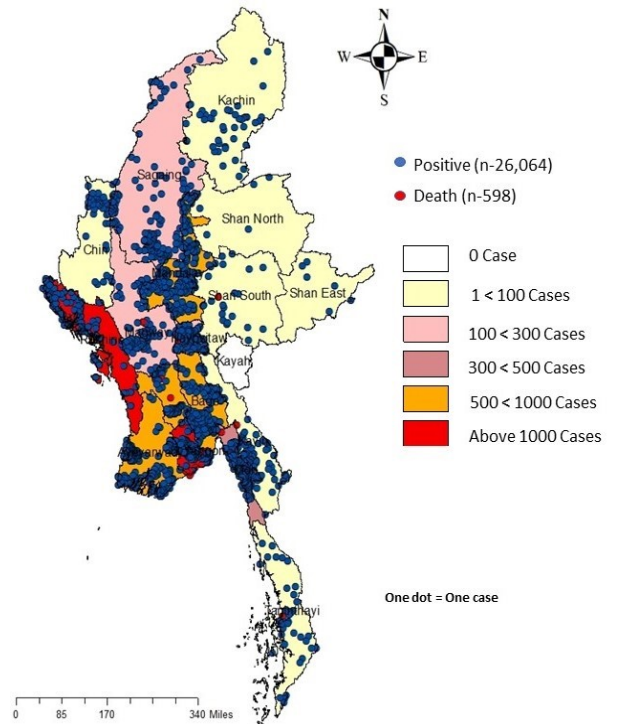
**Negative**  
**332,026**

**Discharged**  
**7,050**  
27% of Confirmed cases

**Death**  
**598**  
2.3% of Confirmed cases

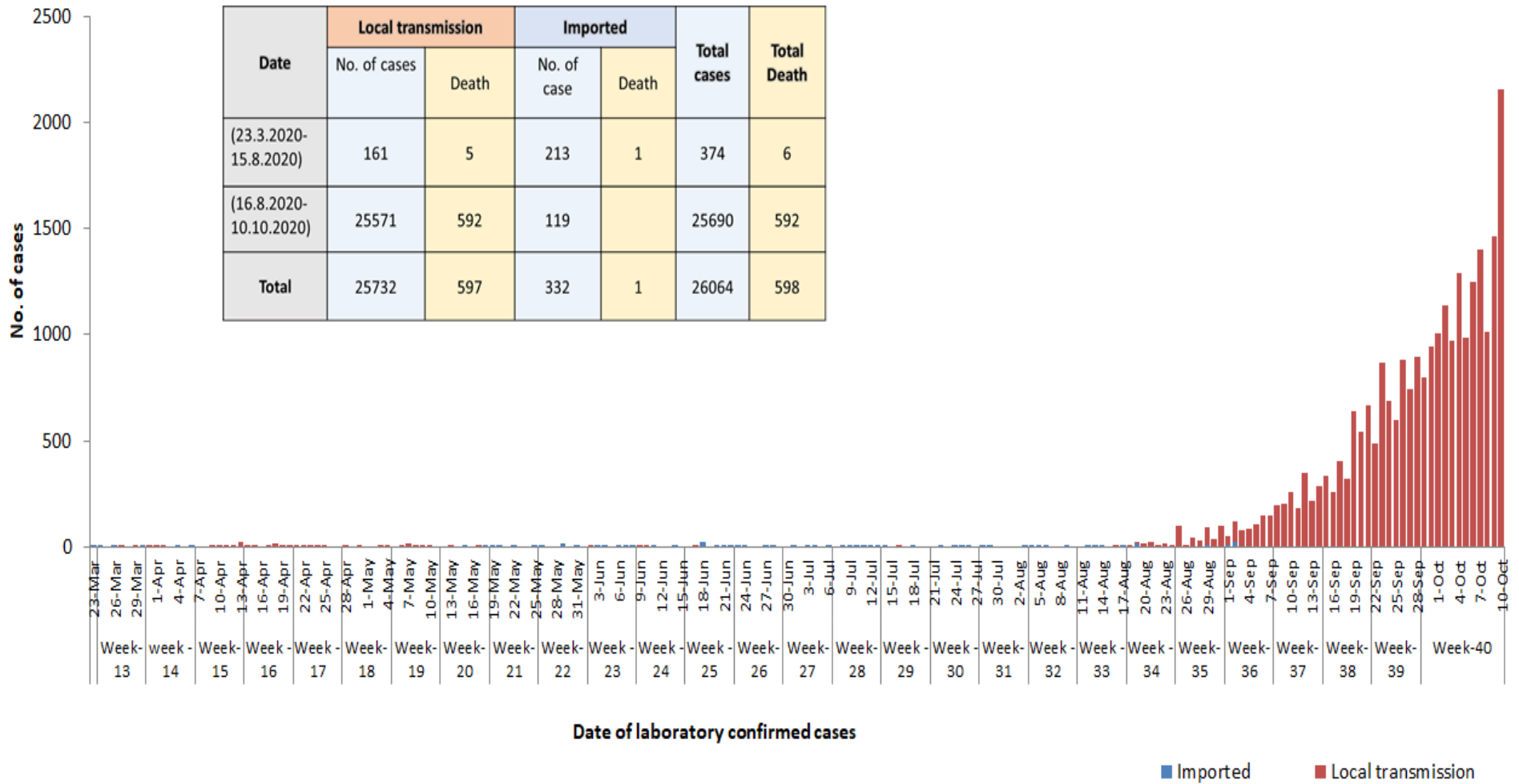
No	State/Region	COVID-19 Confirmed case	New confirmed cases within 24 hours	Deaths
1	Yangon	20,942	1,906	570
2	Rakhine	1,918	23	8
3	Bago	767	77	3
4	Mandalay	679	39	2
5	Ayeyarwaddy	500	23	1
6	Mon	387	29	7
7	Naypyitaw	208	5	3
8	Sagaing	178	19	-
9	Magway	151	26	1
10	Thanintharyi	93	1	1
11	Kachin	71	-	-
12	Kayin	62	6	1
13	Chin	48	1	-
14	Shan (South)	48	3	1
15	Shan (East)	6	-	-
16	Shan (North)	6	-	-
17	Kayar	-	-	-
<b>Total</b>		<b>26,064</b>	<b>2,158</b>	<b>598</b>

Map showing COVID-19 laboratory confirmed cases

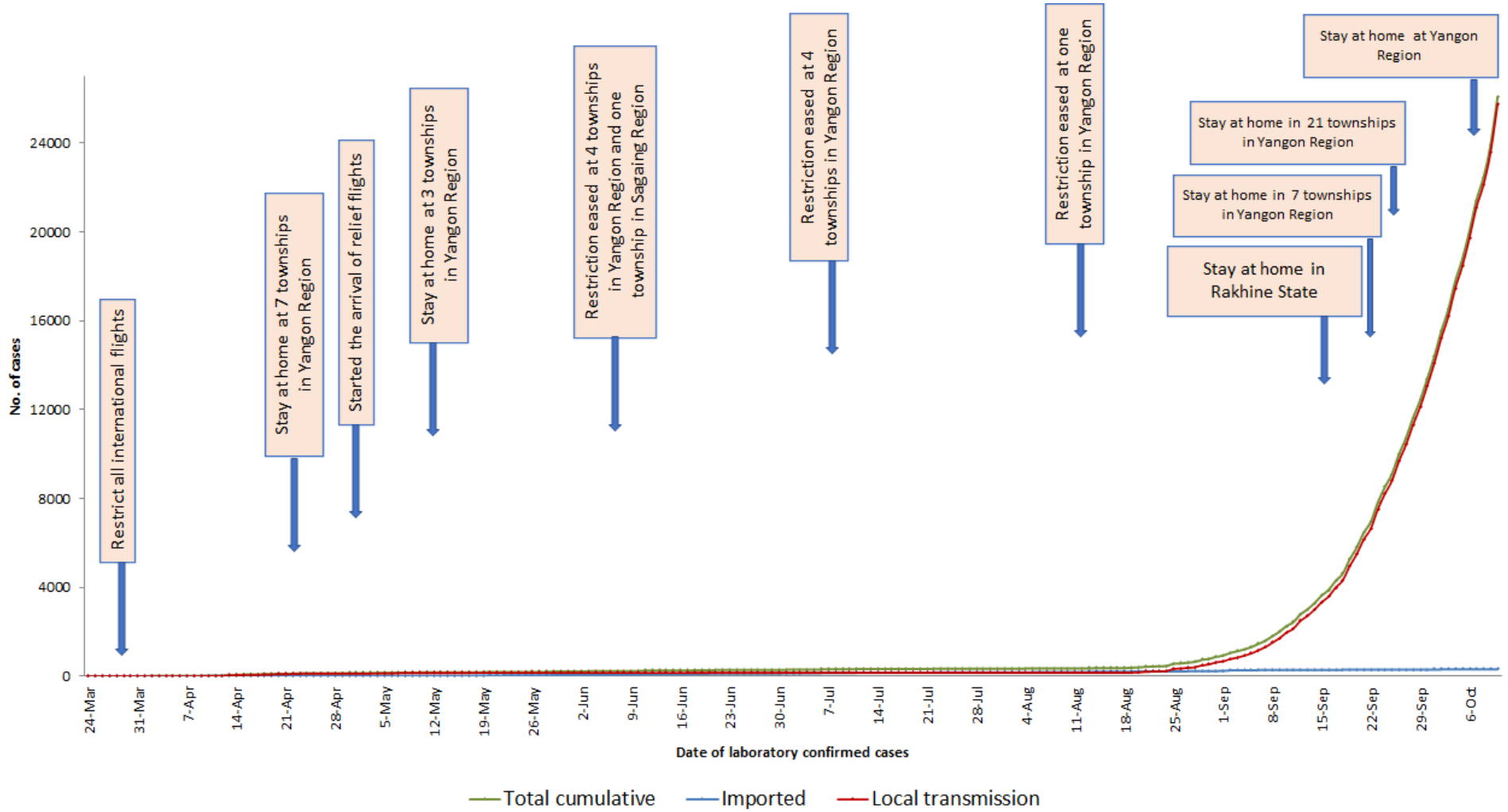


\*No. of new cases by State and Region are counted according to epidemiology situation

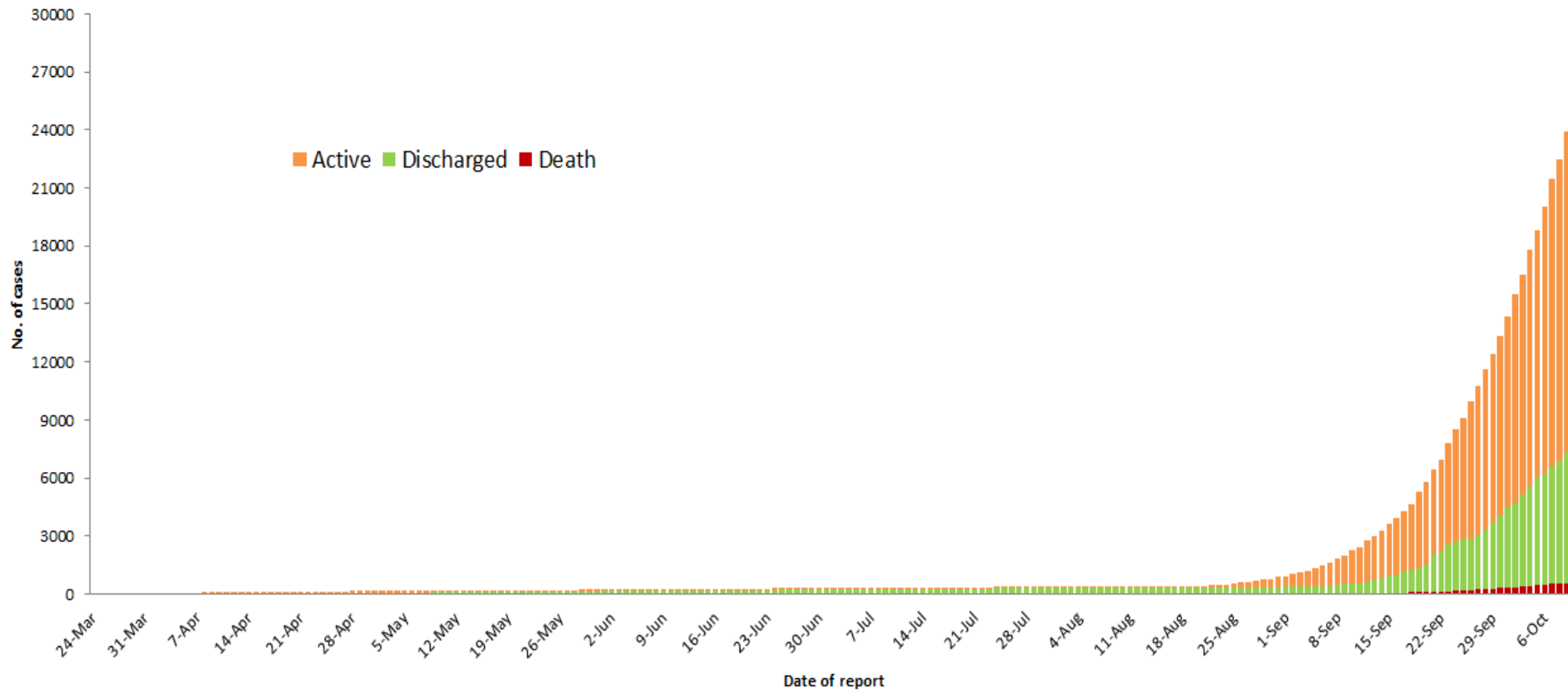
## COVID-19 confirmed cases by types of transmissions (as of 10.10.2020) n=26,064



# Total laboratory confirmed cases by date (as of 10.10.2020), n= 26,064



**Cumulative Number of active confirmed cases, recovered and deaths (23.3.2020 – 10.10.2020), n (cumulative)=26,064**



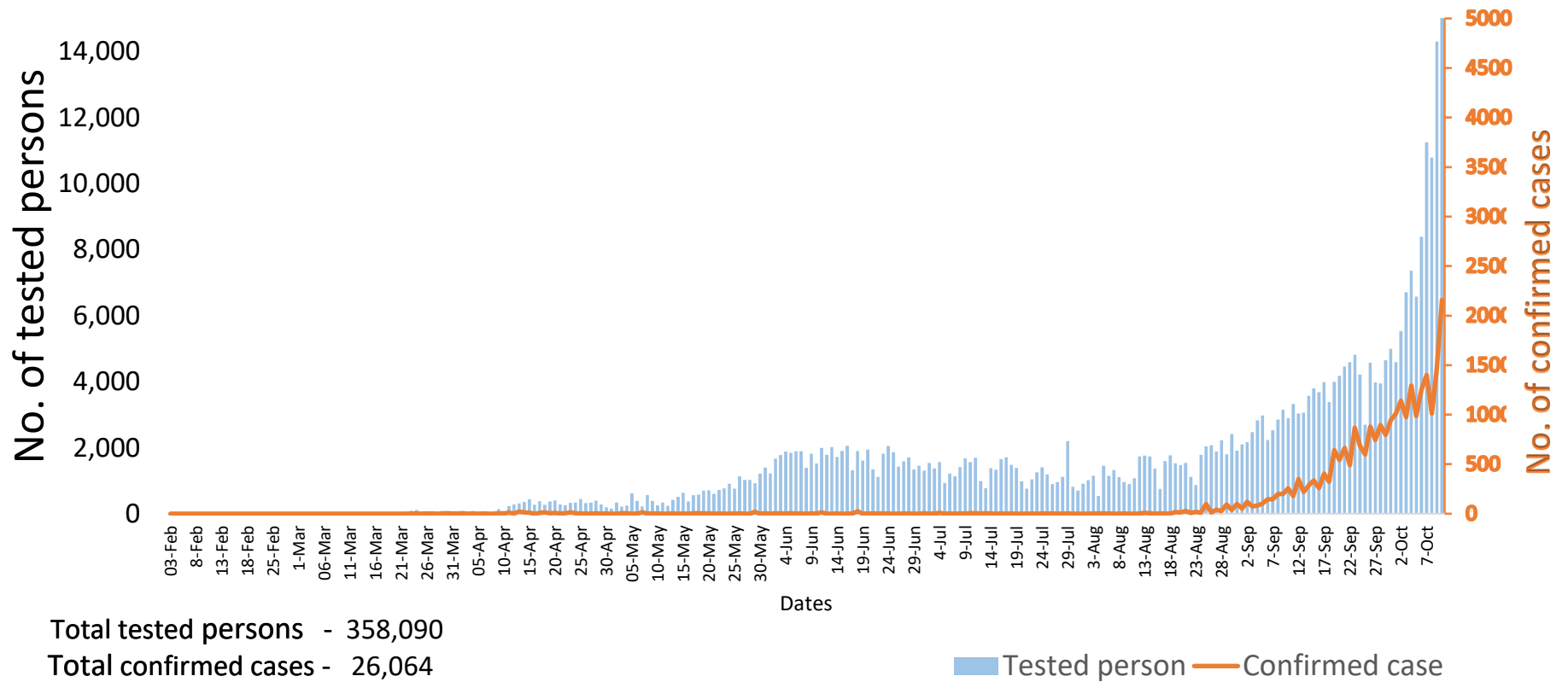
Summary of current situation		
Type	New (9.10.2020-10.10.2020)	Total (on 10.10.2020)
Suspected and Person Under Investigation (PUI)	564	2,326
Hospital Quarantine	61	456
Facility Quarantine	2,691	44,932

Person under Investigation (PUI) by State/Region hospitals (31.1.2020 – 10.10.2020) n= 21,290	No. of Facility Quarantine sites and Quarantined people on 10.10.2020
---	---

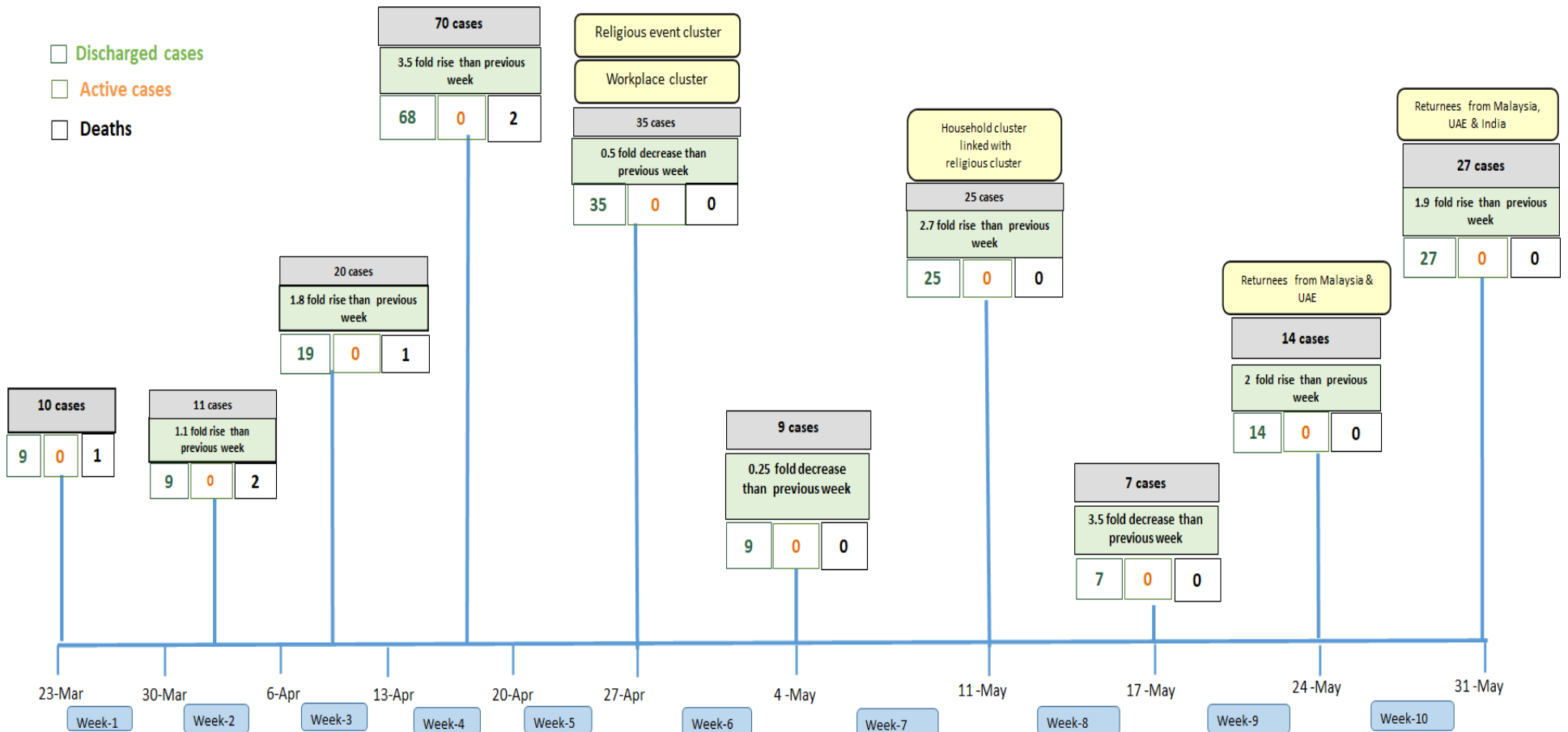
No.	State/Region	PUI	No.	State/Region	No. of facilities	Total no. of quarantine
1	Yangon	13641	1	Bago	1,021	7,495
2	Mandalay	2795	2	Ayeyarwaddy	867	6,111
3	Mon	771	3	Yangon	88	5,065
4	Kayin	502	4	Sagaing	670	4,340
5	Rakhine	447	5	Magway	633	4,033
6	Magway	447	6	Kachin	325	3,600
7	Ayeyarwaddy	385	7	Mandalay	434	3,137
8	Bago	383	8	Mon	60	1,774
9	Shan (N)	364	9	Kayin	252	1,742
10	Thanintharyi	163	10	Rakhine	281	1,634
11	Shan (S)	155	11	Shan South	143	1,597
12	Sagaing	154	12	Tanintharyi	153	1,303
13	Shan (E)	151	13	Shan North	419	1,163
14	Naypyitaw	128	14	Naypyitaw	12	916
15	Kachin	96	15	Chin	28	370
16	Kayah	87	16	Shan East	19	368
17	Chin	57	17	Kayah	12	284
<b>Total</b>		21,290	<b>Total</b>		5,417	44,932

\*Facility quarantine rule changed from 21 days to 14 days on 11-9-2020 while 7 days home quarantine rule remain unchanged.

## COVID-19 confirmed cases among tested by date (as of 10.10.2020)

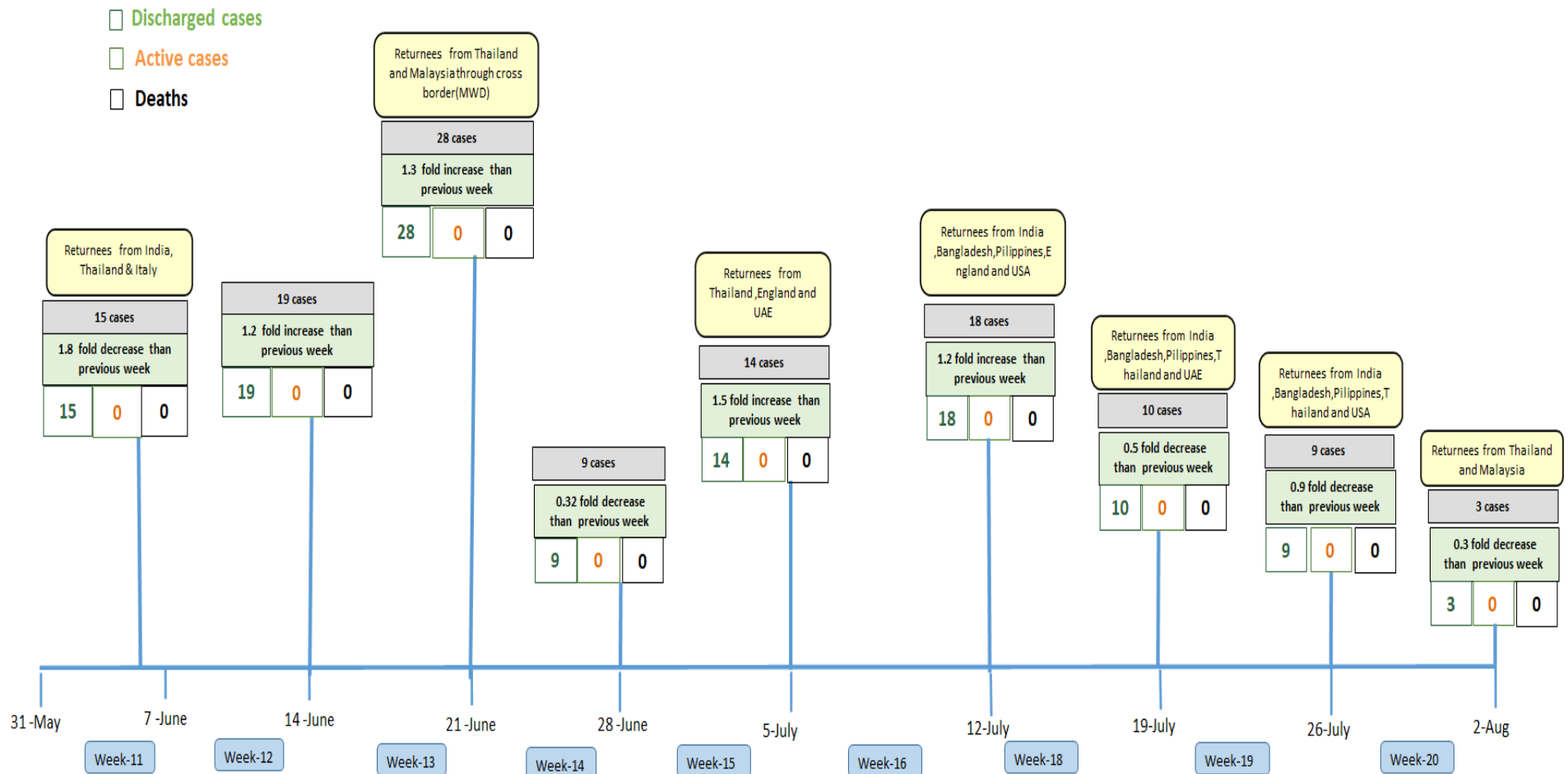


# Summary of new confirmed cases detection after first two cases (as of 10.10.2020)



- Confirmed cases were detected as a peak in the 4th week after first confirmed cases due to the religious event cluster.
- Confirmed cases were decreased but still raised than the first 3 weeks due to the religious event cluster and workplace cluster.
- There were an increased in numbers of cases in the 7th week after the first two cases due to the household cluster linked with a religious cluster.
- Confirmed cases were detected by a nearly two-fold rise in the 9th and 10th weeks after the first two cases because of returnees coming back by relief flights.

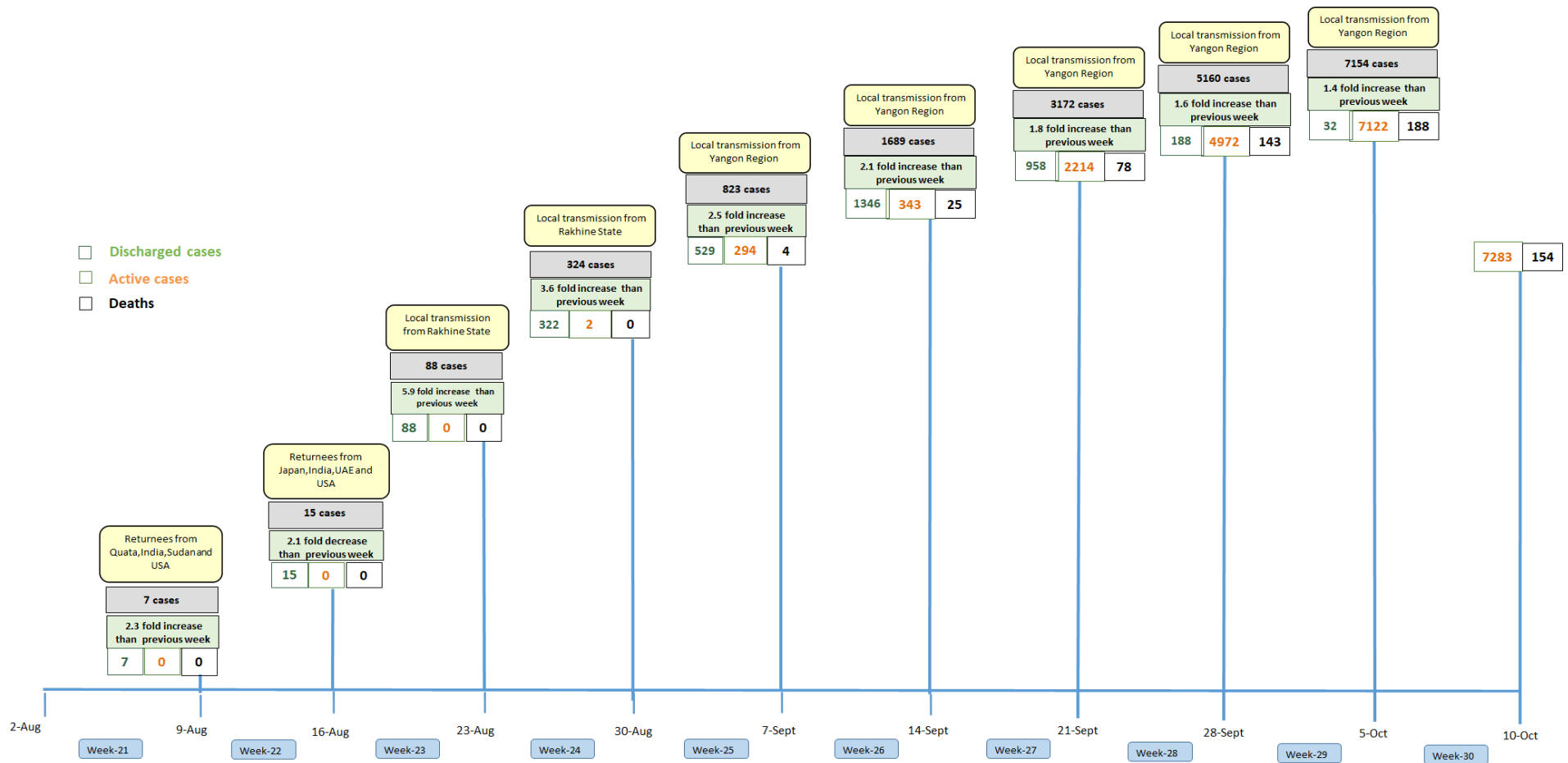
# Summary of new confirmed cases detection after first two cases (as of 10.10.2020)



- Confirmed cases were detected as a peak in the 4th week after first confirmed cases due to the religious event cluster.
- Confirmed cases were decreased but still raised than the first 3 weeks due to the religious event cluster and workplace cluster.
- There were an increased in numbers of cases in the 7th week after the first two cases due to the household cluster linked with a religious cluster.
- Confirmed cases were detected by a nearly two-fold rise in the 9th and 10th weeks after the first two cases because of returnees coming back by relief flights.

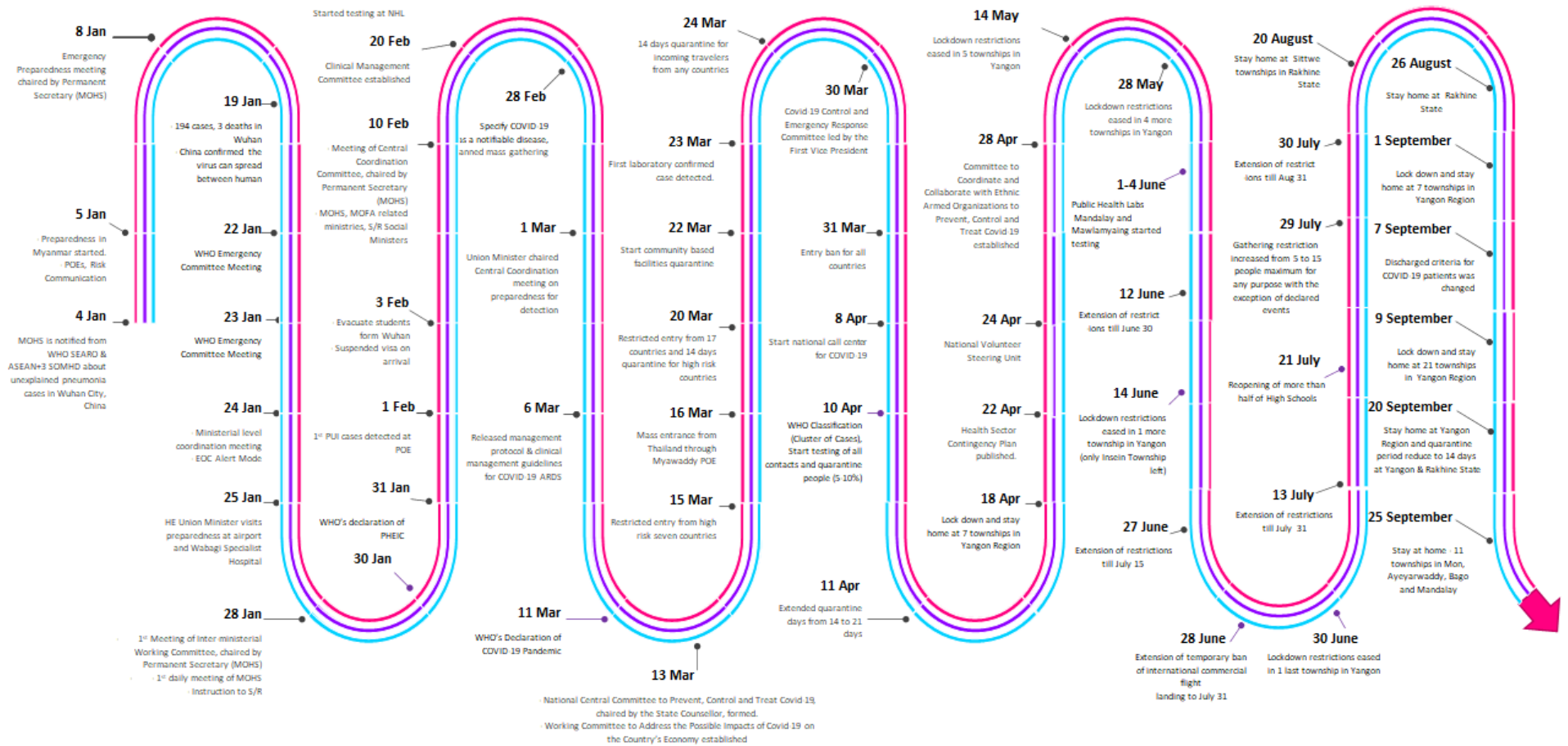


# Summary of new confirmed cases detection after first two cases (as of 10.10.2020)



- Confirmed cases were detected as a peak in the 4th week after first confirmed cases due to the religious event cluster.
- Confirmed cases were decreased but still raised than the first 3 weeks due to the religious event cluster and workplace cluster.
- There were an increased in numbers of cases in the 7th week after the first two cases due to the household cluster linked with a religious cluster.
- Confirmed cases were detected by a nearly two-fold rise in the 9th and 10th weeks after the first two cases because of returnees coming back by relief flights.

# Timeline of Preparedness and Response to COVID-19 in Myanmar (as of 10.10.2020)



Hotline Number— 0673 420 268

Data source - CEU, DMS, NHL, PHL (MDY and MLM), DMR, DSGH, State and Region Health Departments