



# Ministry of Health and Sports (Myanmar)

## Department of Public Health

### Central Epidemiology Unit

(15 October 2020)

Situation Report -191

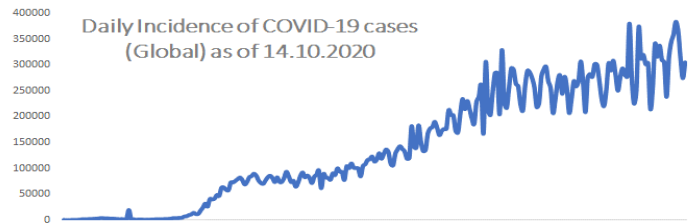
## Coronavirus Disease 2019 (COVID-19)

WHO Coronavirus Disease (COVID-19) Dashboard data as of 4:14 PM CEST 14 October 2020

**Confirmed cases**  
**38,002,699**

**Deaths**  
**1,083,234**

**Case Fatality Rate**  
**2.9%**



### Myanmar Situation

Data as reported by States and Regions by 14 October 2020

Total Tested-406,520

**31,325**

Confirmed Cases

**13,866**

Discharged

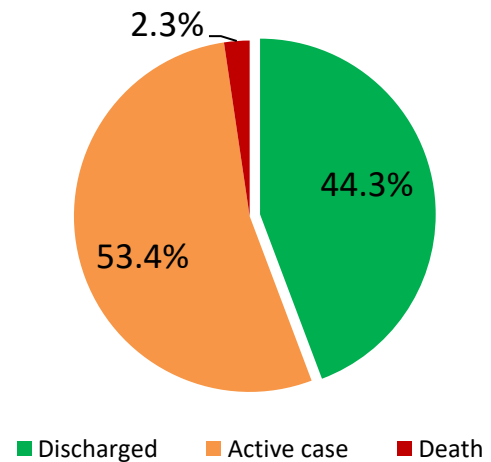
**375,195**

Negative

**732**

Death

Current Situation of Confirmed cases (23.3.2020-14.10.2020), n=31,325



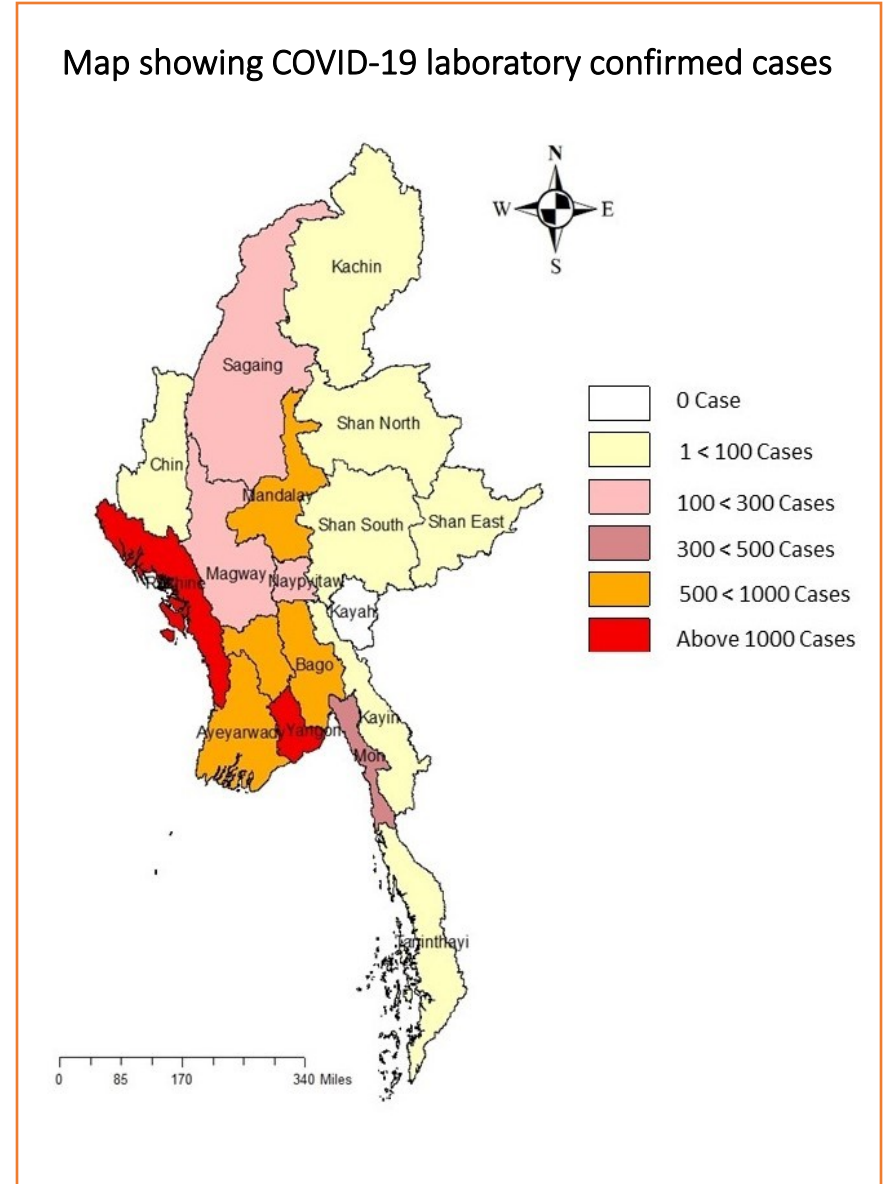
COVID-19 confirmed cases by two phases (23.3.2020 – 14-10-2020), n=31,325

Date	Local transmission		Imported		Total cases	Total Death
	No. of cases	Death	No. of case	Death		
(23.3.2020-15.8.2020)	161	5	213	1	374	6
(16.8.2020-14.10.2020)	30826	726	125		30951	726
<b>Total</b>	<b>30987</b>	<b>731</b>	<b>338</b>	<b>1</b>	<b>31325</b>	<b>732</b>

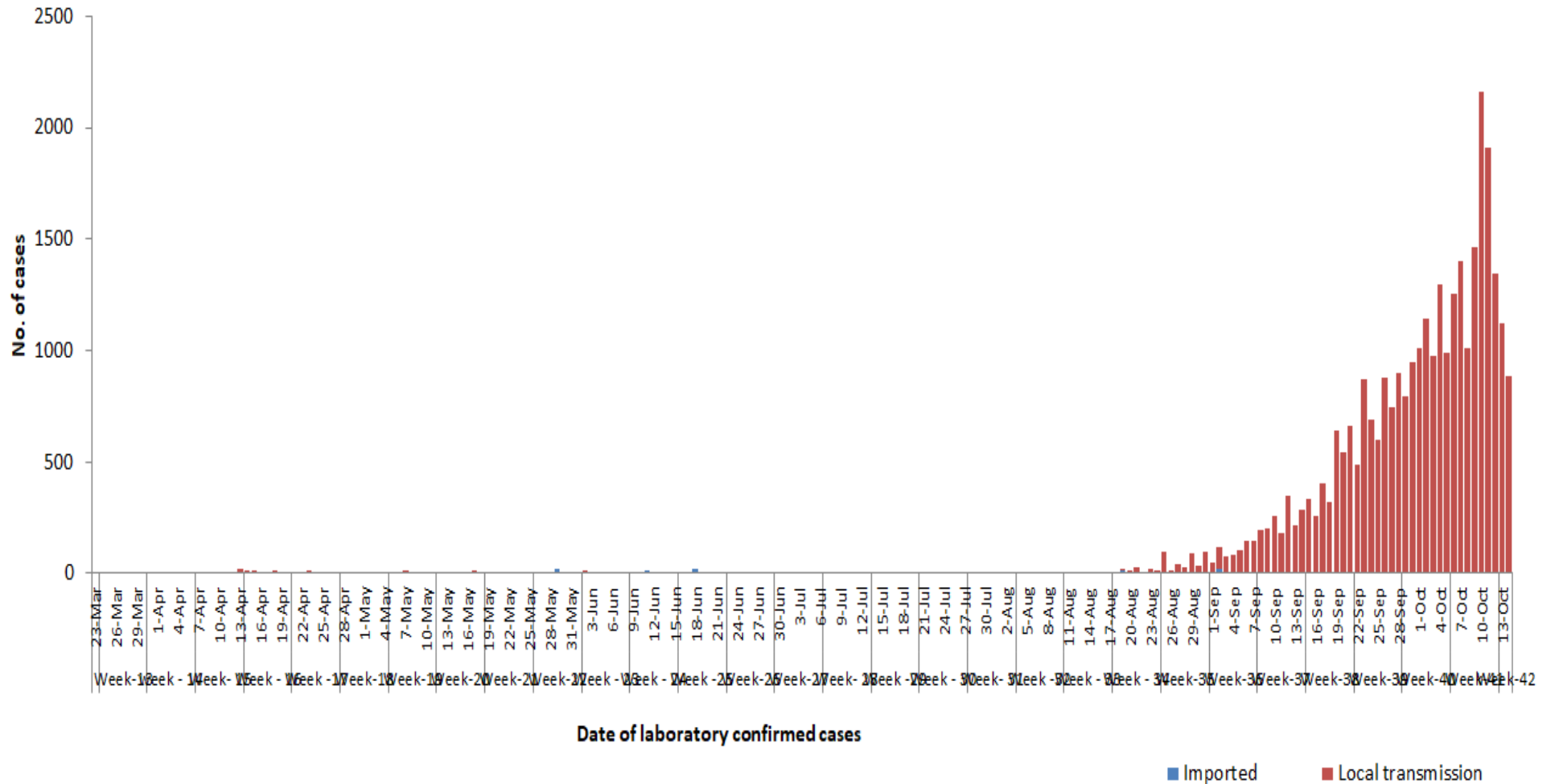
COVID-19 confirmed cases and death by State/Region (23.3.2020 – 14-10-2020), n=31,325

No	State/Region	COVID –19 Confirmed case	New confirmed cases within 24 hours	Deaths
1	Yangon	24914	595	701
2	Rakhine	2375	49	9
3	Bago	1047	144	3
4	Mandalay	870	45	2
5	Ayeyarwaddy	587	3	1
6	Mon	409	2	7
7	Sagaing	243	9	-
8	Magway	227	4	1
9	Naypyitaw	219	1	3
10	Thanintharyi	119	11	1
11	Kayin	112	21	2
12	Kachin	81	1	-
13	Shan (South)	52	2	1
14	Chin	51	1	1
15	Shan (North)	11	-	-
16	Shan (East)	8	-	-
17	Kayah	-	-	-
<b>Total</b>		<b>31,325</b>	<b>888</b>	<b>732</b>

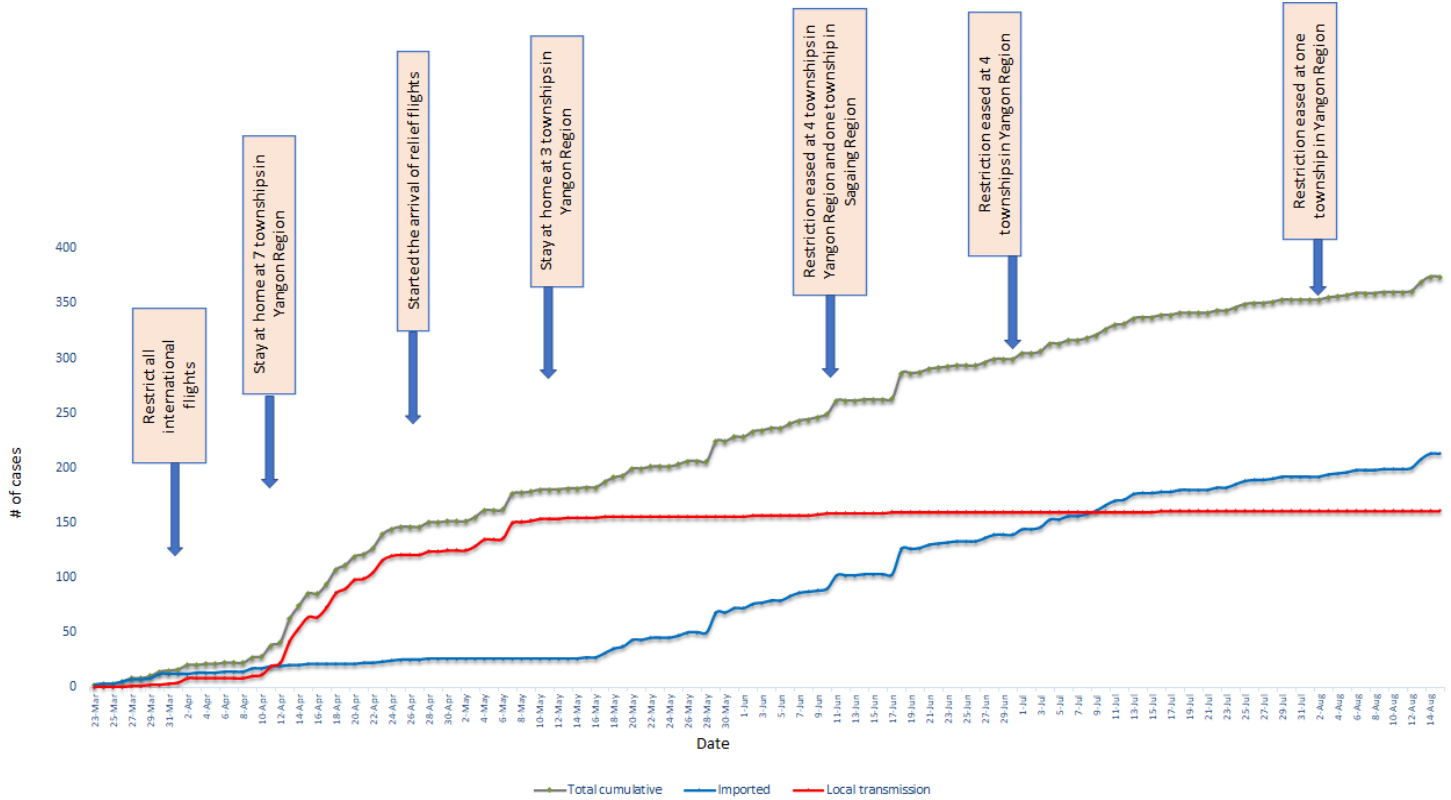
\*No. of new cases by State and Region are counted according to epidemiology situation



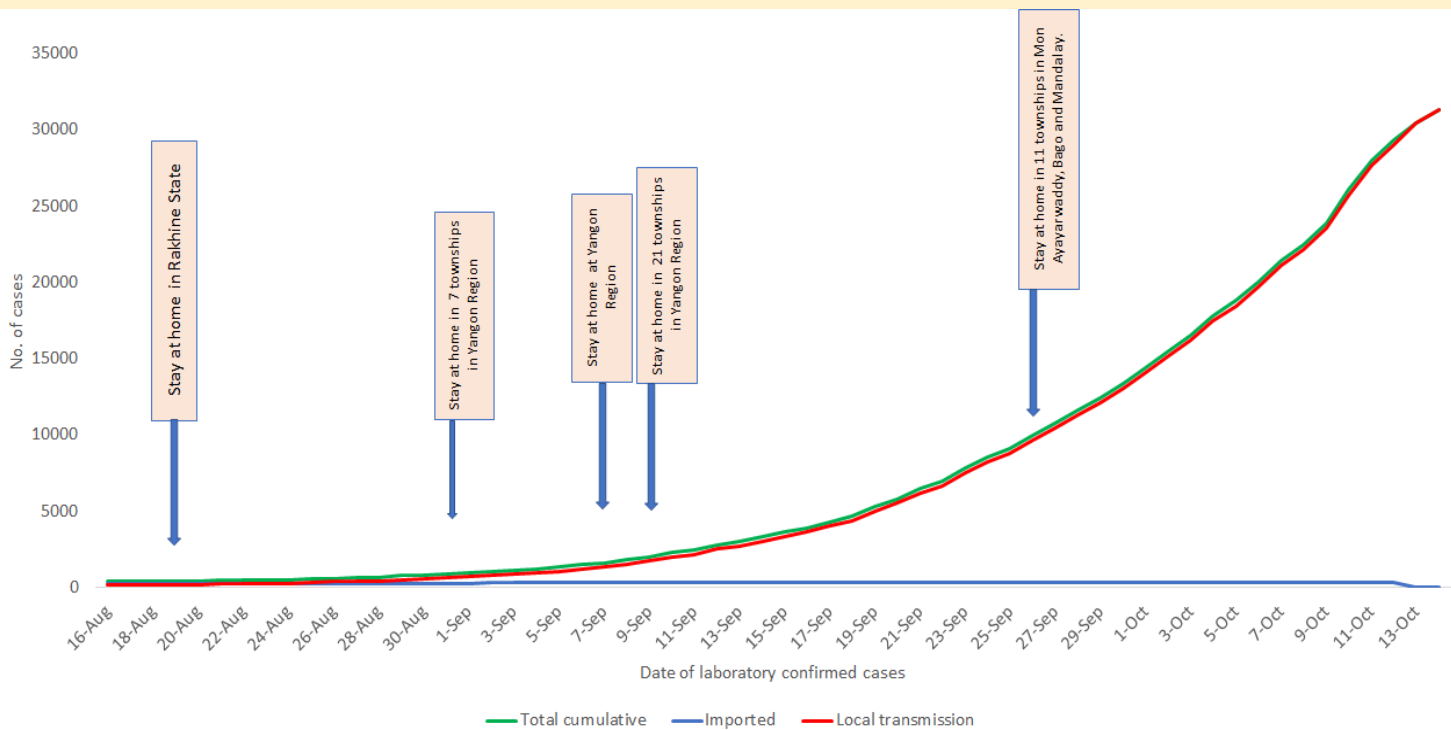
## COVID-19 confirmed cases by types of transmissions (as of 14.10.2020) n=31,325



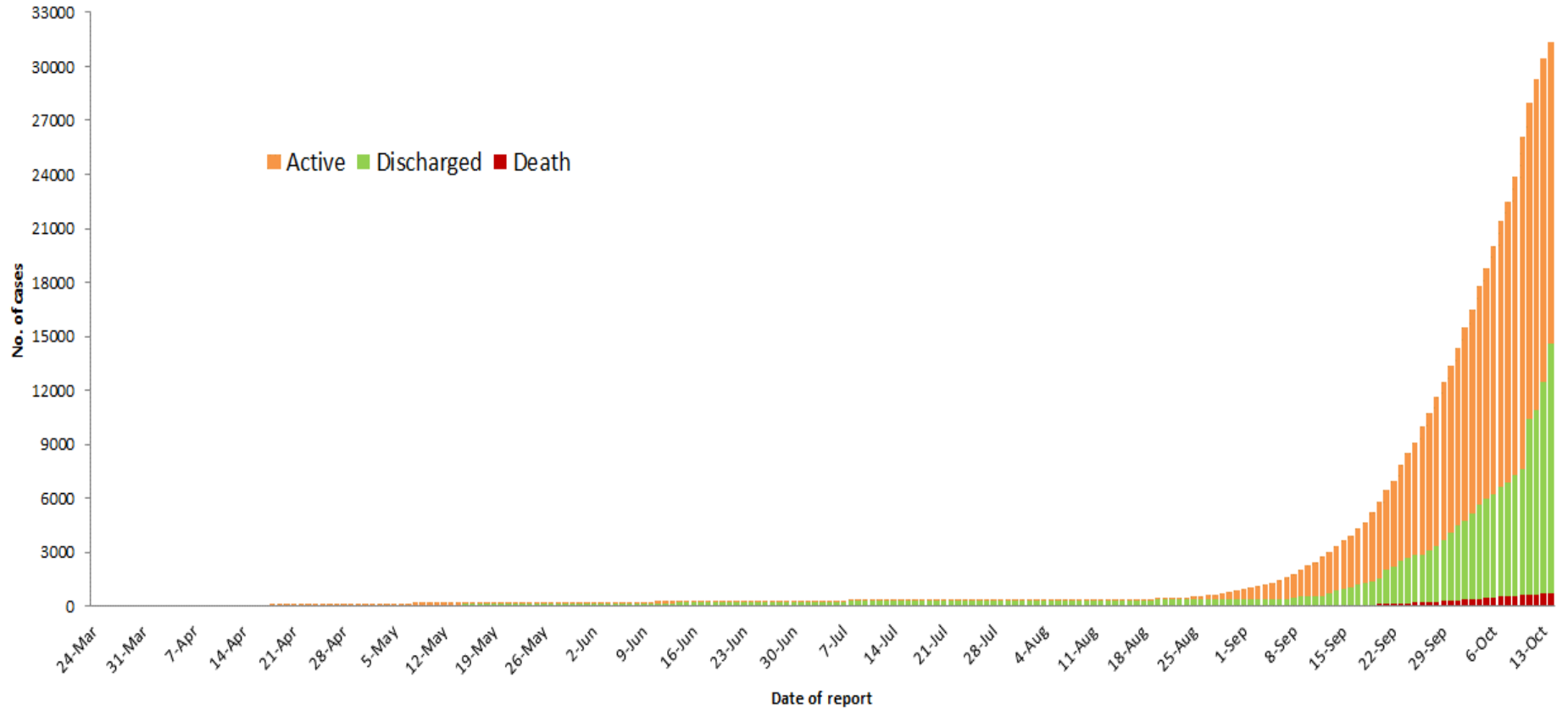
Total cumulative number of cases, imported and local transmission cases by date (23.3.2020- 15.8.2020), n= 374



Total cumulative number of cases, imported and local transmission cases by date (16.8.2020- 14.10.2020)



**Cumulative Number of active confirmed cases, discharged and deaths (23.3.2020 – 14.10.2020), n (cumulative)=31,325**



\* Discharged criteria for COVID-19 patients was changed on 10.10.2020

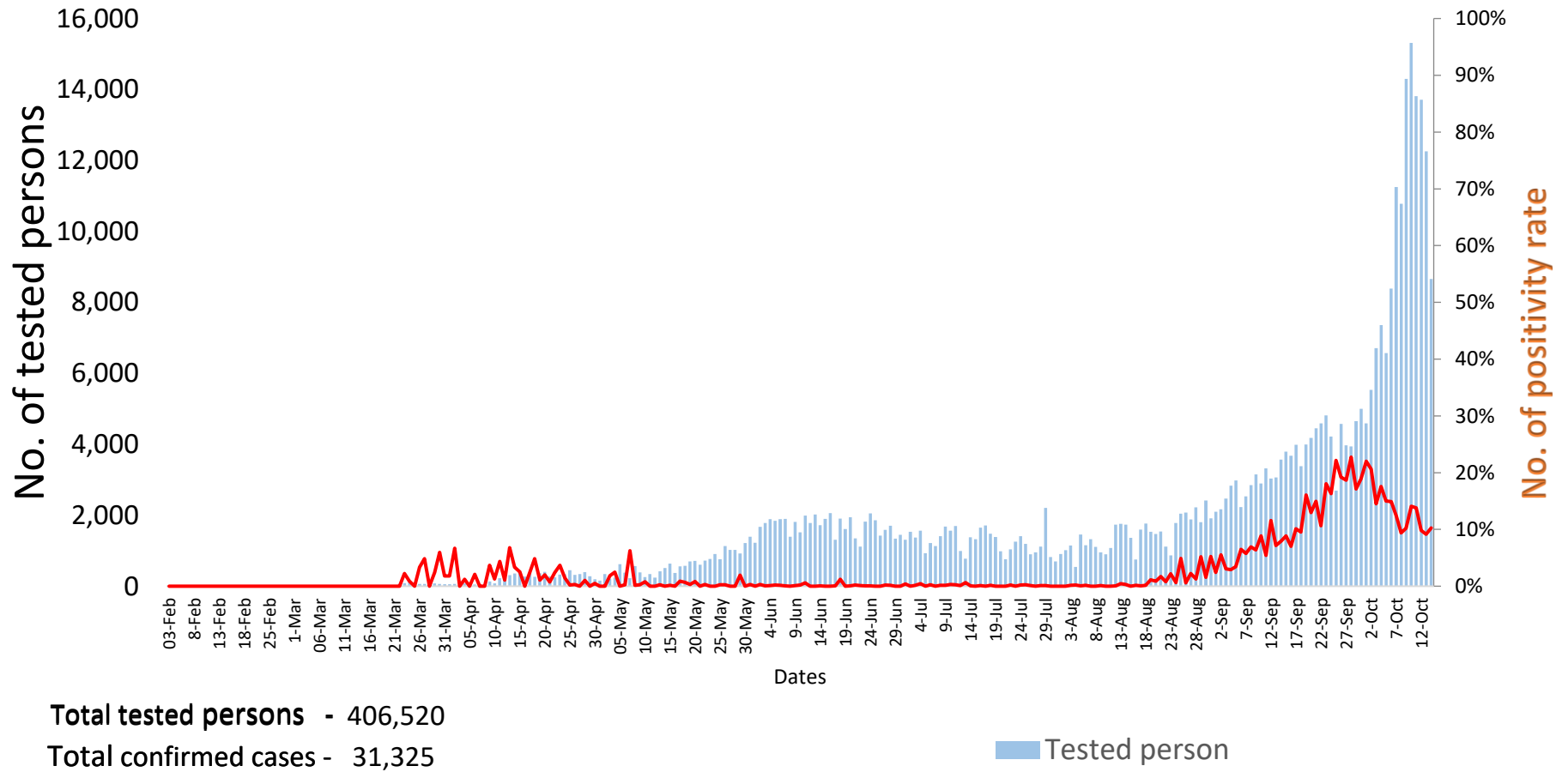
Summary of current situation		
Type	New (13.10.2020-14.10.2020)	Total (on 14.10.2020)
Suspected and Person Under Investigation (PUI)	511	2,305
Hospital Quarantine	40	437
Facility Quarantine	3,958	66,101

Person under Investigation (PUI) by State/Region hospitals (31.1.2020 – 14.10.2020) n= 23,277	No. of Facility Quarantine sites and Quarantined people on 14.10.2020
---	---

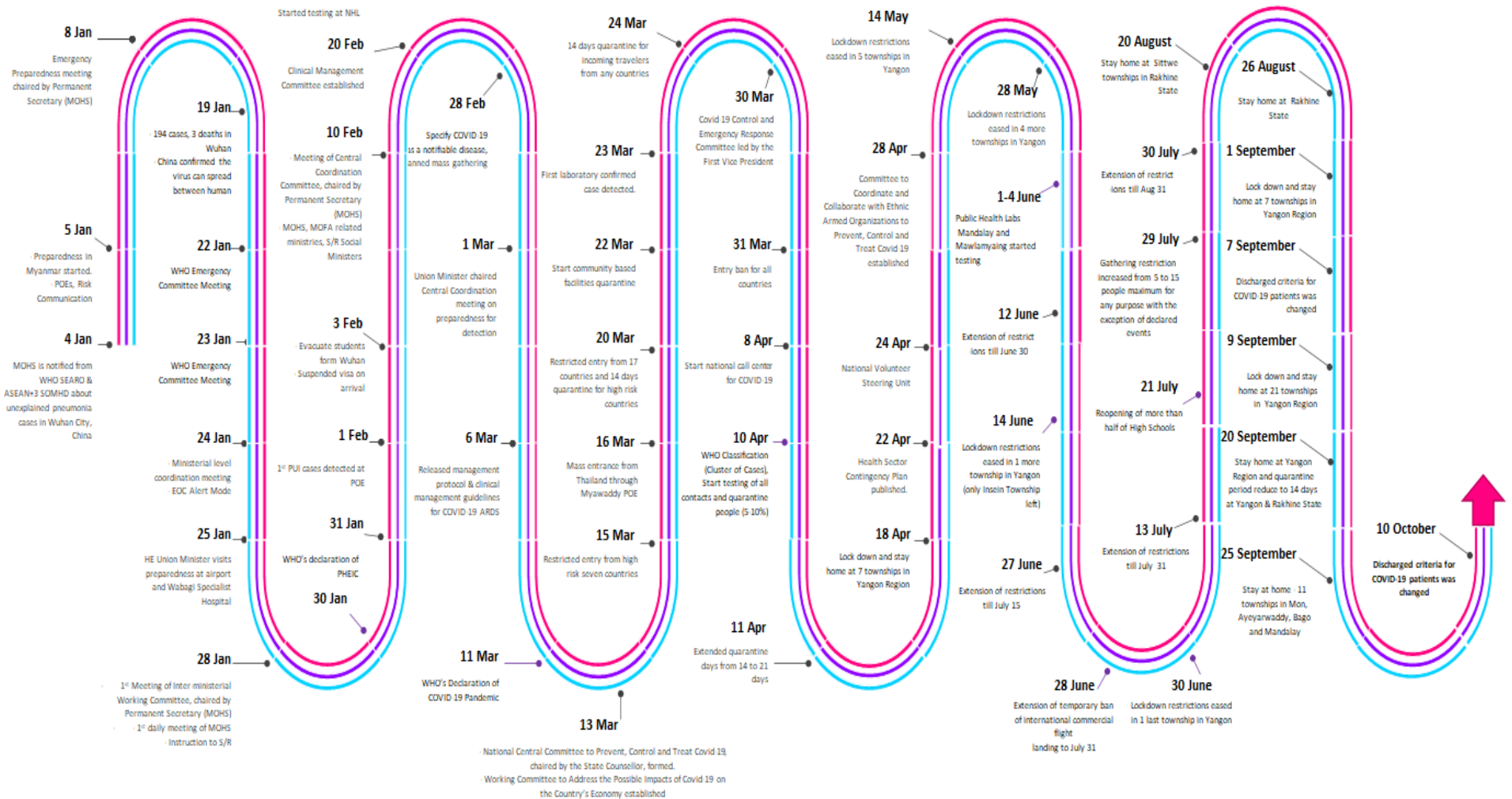
No.	State/Region	PUI	No.	State/Region	No. of facilities	Total no. of quarantine
1	Yangon	14793	1	Yangon	361	21,582
2	Mandalay	2930	2	Bago	1,086	10,228
3	Mon	796	3	Ayeyarwaddy	899	8,499
4	Kayin	541	4	Sagaing	670	4,075
5	Rakhine	488	5	Magway	633	4,033
6	Magway	466	6	Kachin	332	3,570
7	Ayeyarwaddy	416	7	Mandalay	441	3,032
8	Bago	411	8	Kayin	245	1,736
9	Shan(N)	373	9	Mon	43	1,599
10	Thanintharyi	178	10	Shan South	143	1,597
11	Sagaing	159	11	Rakhine	267	1,538
12	Shan(S)	156	12	Tanintharyi	153	1,398
13	Shan ( E)	156	13	Naypyitaw	12	1,084
14	Naypyitaw	133	14	Shan North	382	956
15	Kachin	97	15	Shan East	22	476
16	Kayah	92	16	Chin	28	360
17	Chin	58	17	Kayah	12	338
<b>Total</b>		23,277	<b>Total</b>		5,729	66,101

\*Facility quarantine rule changed from 21 days to 14 days on 11-9-2020 while 7 days home quarantine rule remain unchanged.

## COVID-19 positivity rate by date (as of 14.10.2020)



# Timeline of Preparedness and Response to COVID-19 in Myanmar (as of 14.10.2020)



Hotline Number — 0673 420 268

Data source - CEU, DMS, NHL, PHL (MDY and MLM), DMR, DSGH, State and Region Health Departments