



Ministry of Health and Sports (Myanmar)

Department of Public Health

Central Epidemiology Unit

(17 October 2020)

Situation Report -193

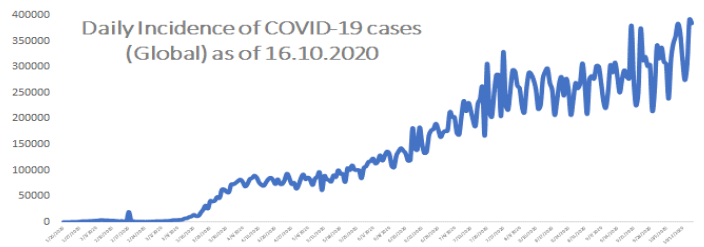
Coronavirus Disease 2019 (COVID-19)

WHO Coronavirus Disease (COVID-19) Dashboard data as of 4:45 PM CEST 16 October 2020

Confirmed cases
38,777,785

Deaths
1,095,054

Case Fatality Rate
2.8%



Myanmar Situation

Data as reported by States and Regions by 16 October 2020

Total Tested-431,005

33,488

Confirmed Cases

15,477

Discharged

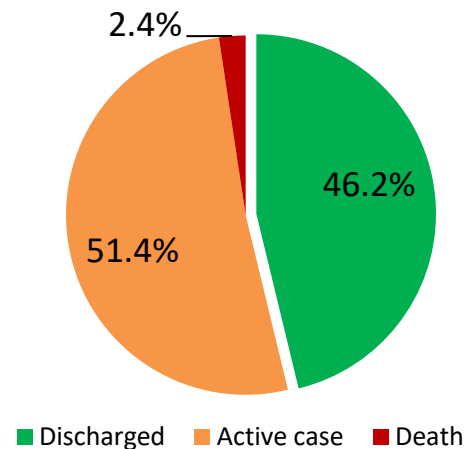
397,587

Negative

799

Death

Current Situation of Confirmed cases (23.3.2020-16.10.2020), n=33,488



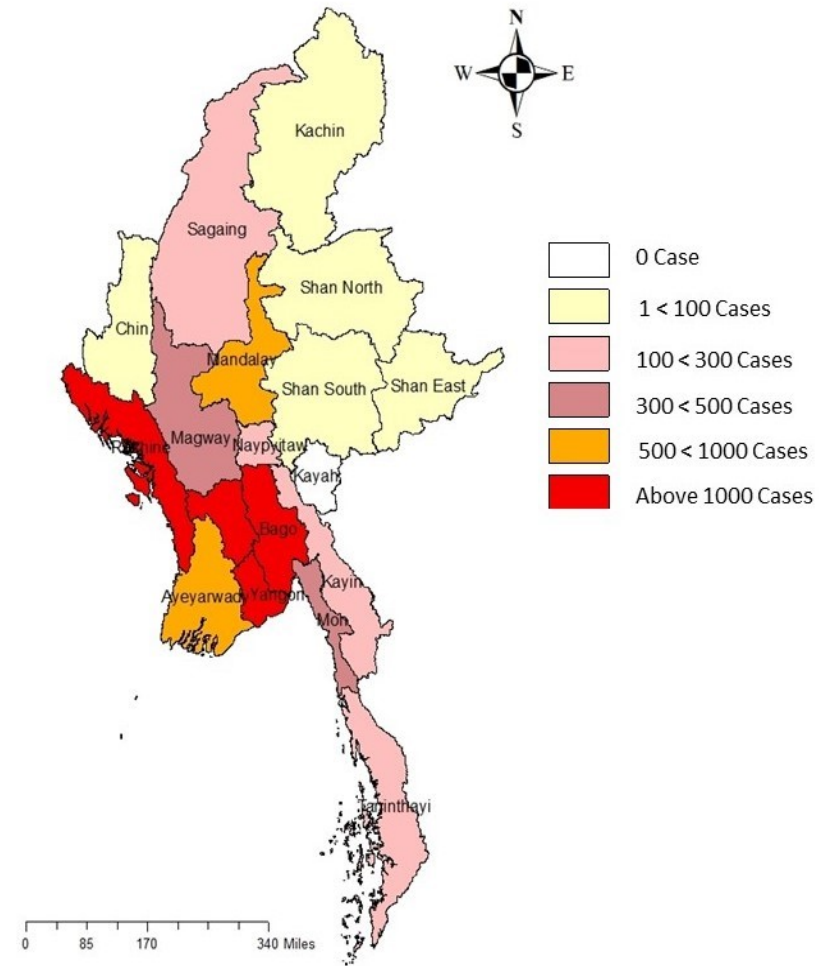
COVID-19 confirmed cases by two phases (23.3.2020 – 16-10-2020), n=33,488

Date	Local transmission		Imported		Total cases	Total Death
	No. of cases	Death	No. of case	Death		
(23.3.2020-15.8.2020)	161	5	213	1	374	6
(16.8.2020-16.10.2020)	32985	793	129	-	33114	793
Total	33146	798	342	1	33488	799

COVID-19 confirmed cases and death by State/Region (23.3.2020 – 16-10-2020), n=33,488

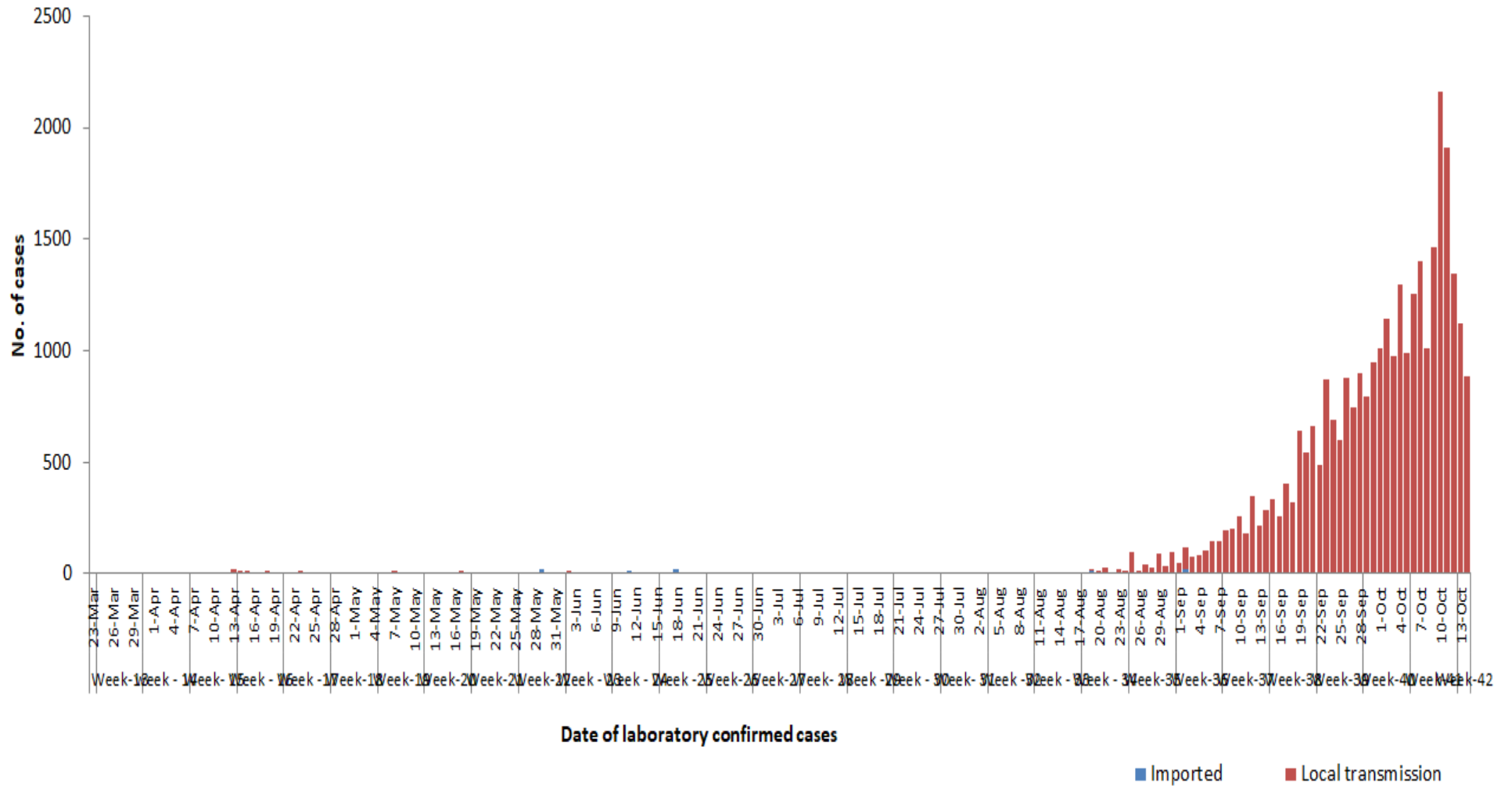
No	State/Region	COVID –19 Confirmed case	New confirmed cases within 24 hours	Deaths
1	Yangon	26,568	896	766
2	Rakhine	2,428	25	9
3	Bago	1,226	89	3
4	Mandalay	955	54	2
5	Ayeyarwaddy	623	32	2
6	Mon	420	4	7
7	Magway	302	14	1
8	Sagaing	255	4	-
9	Naypyitaw	225	4	3
10	Thanintharyi	132	2	1
11	Kayin	130	8	3
12	Kachin	87	1	-
13	Chin	60	2	1
14	Shan (South)	54	2	1
15	Shan (North)	13	1	-
16	Shan (East)	9	-	-
17	Kayah	1	-	-
Total		33,488	1,138	799

Map showing COVID-19 laboratory confirmed cases

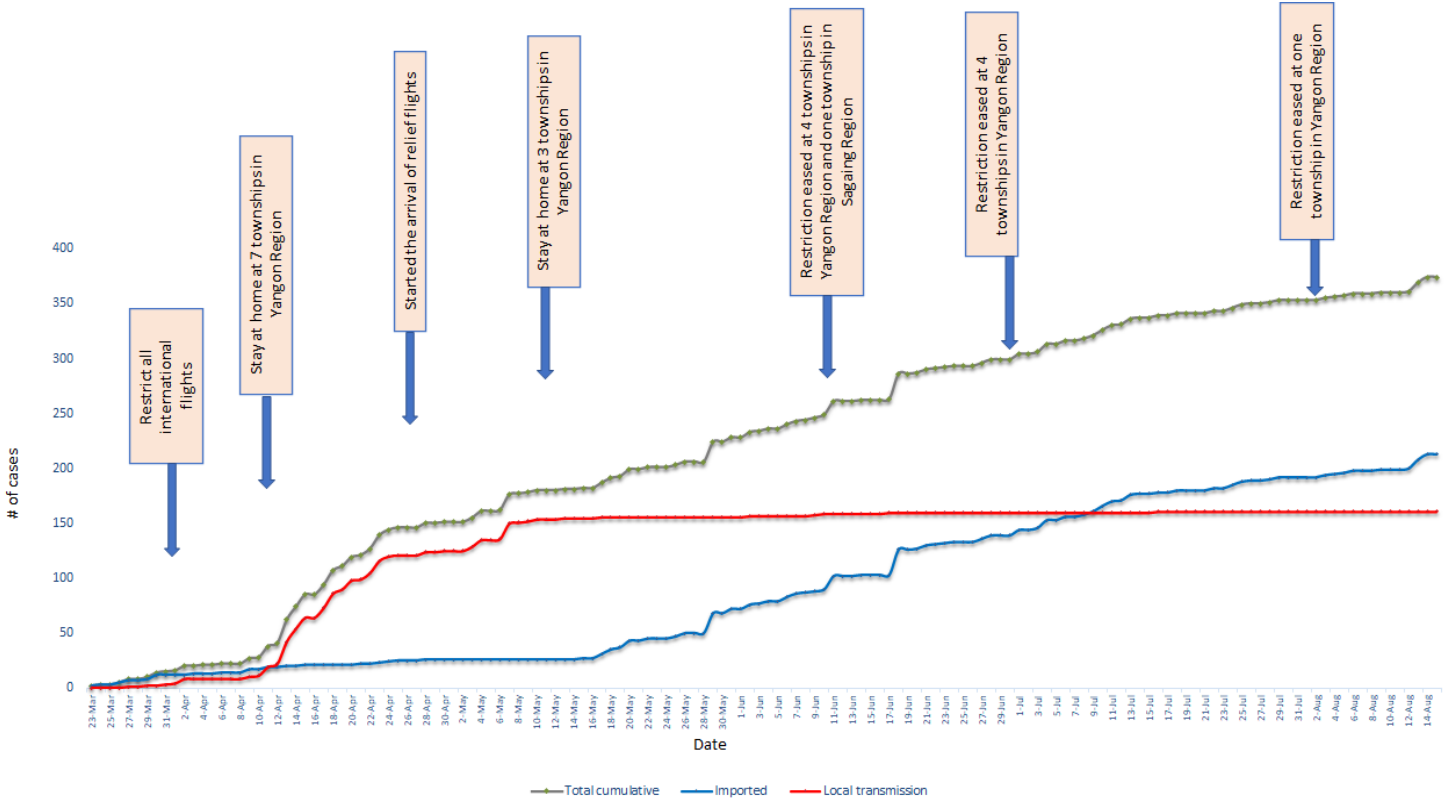


*No. of new cases by State and Region are counted according to epidemiology situation

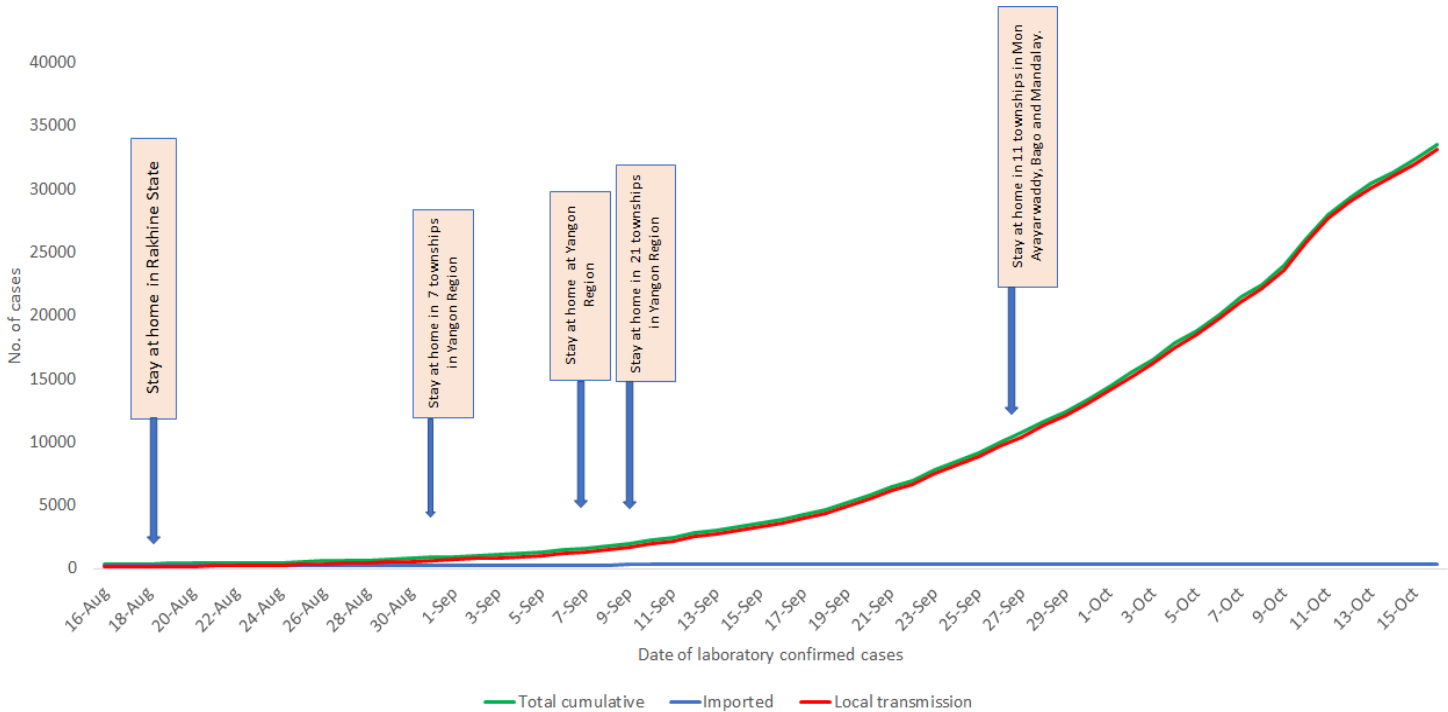
COVID-19 confirmed cases by types of transmissions (as of 16.10.2020) n=33,488



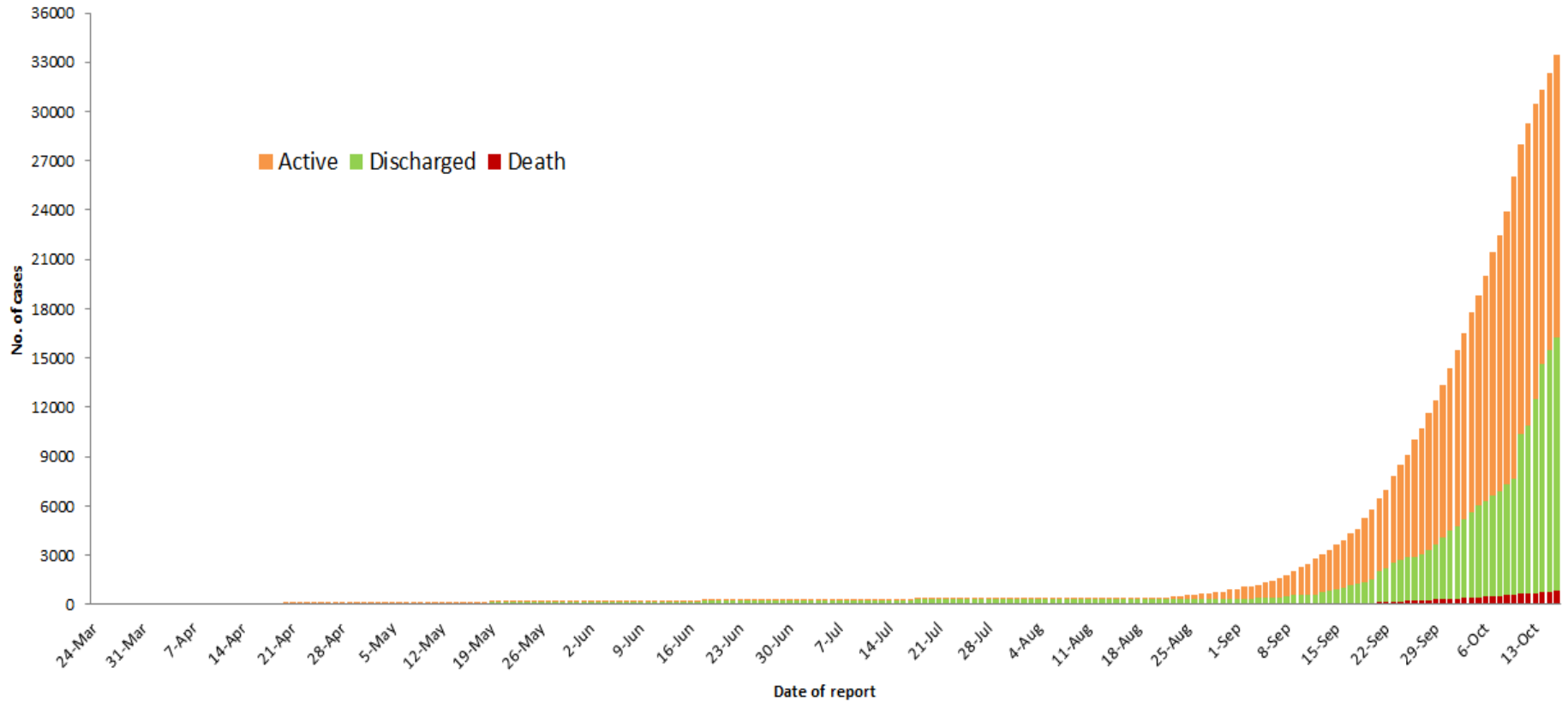
Total cumulative number of cases, imported and local transmission cases by date (23.3.2020- 15.8.2020), n= 374



Total cumulative number of cases, imported and local transmission cases by date (16.8.2020- 16.10.2020)



Cumulative Number of active confirmed cases, discharged and deaths (23.3.2020 – 16.10.2020), n (cumulative)=33,488



* Discharged criteria for COVID-19 patients was changed on 10.10.2020

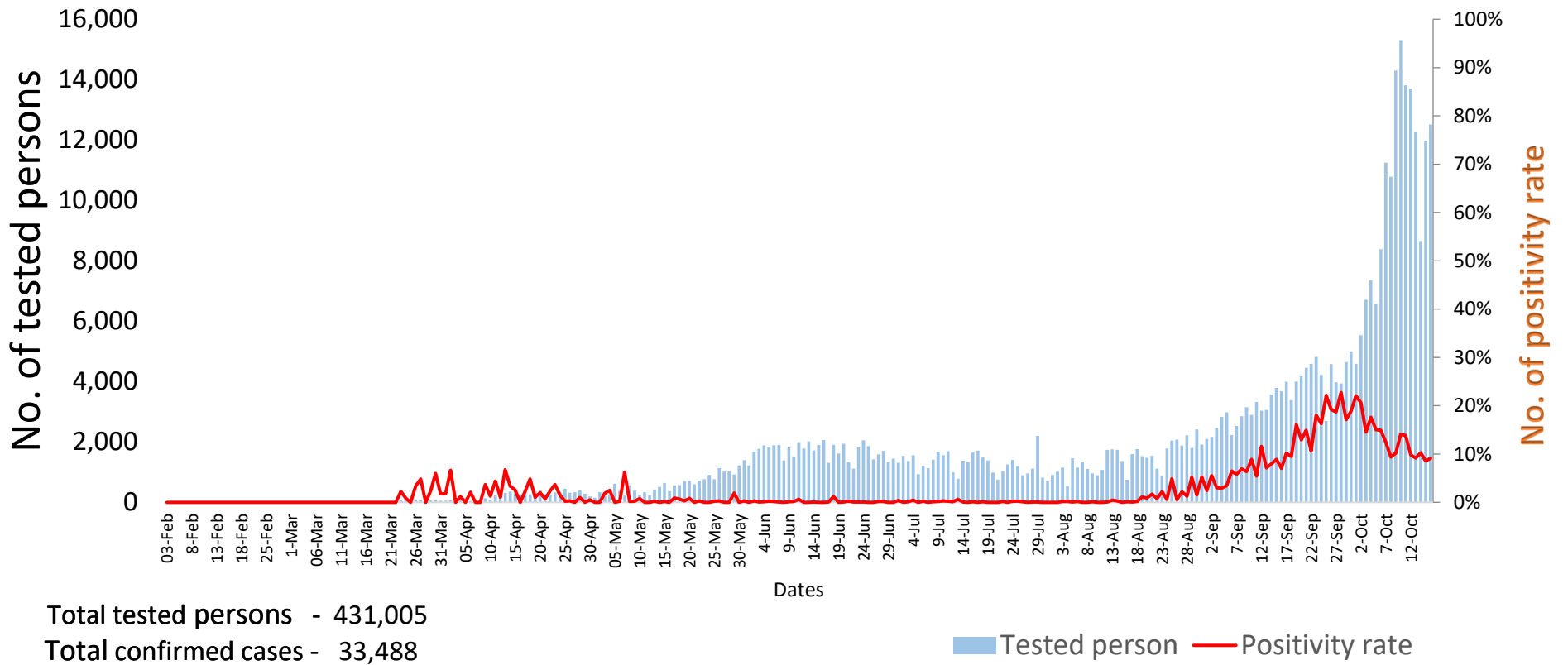
Summary of current situation		
Type	New (15.10.2020-16.10.2020)	Total (on 16.10.2020)
Suspected and Person Under Investigation (PUI)	550	2,074
Hospital Quarantine	55	420
Facility Quarantine	4,162	76,485

Person under Investigation (PUI) by State/Region hospitals (31.1.2020 – 16.10.2020) n= 24,865	No. of Facility Quarantine sites and Quarantined people on 16.10.2020
---	---

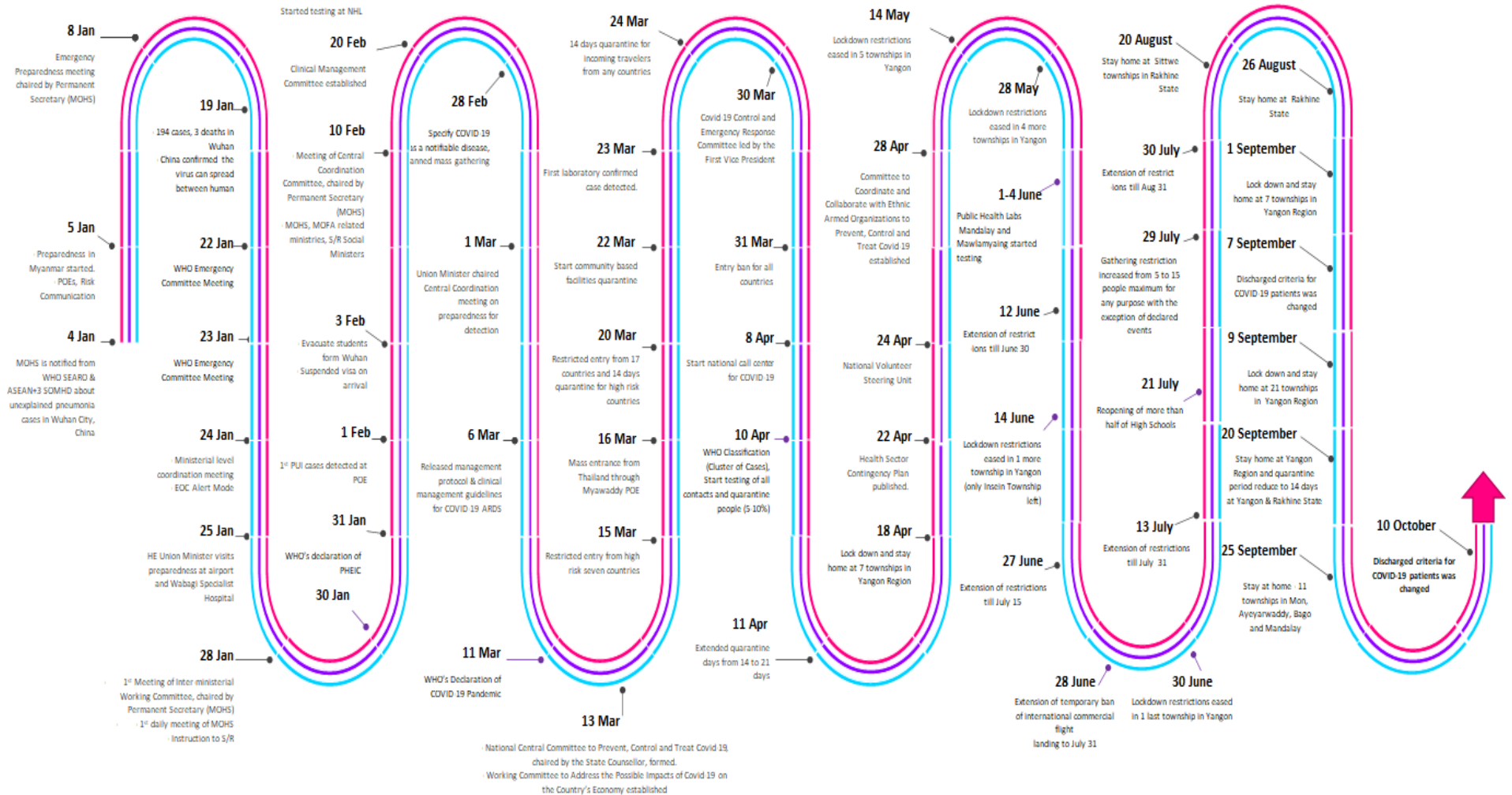
No.	State/Region	PUI	No.	State/Region	No. of facilities	Total no. of quarantine
1	Yangon	16763	1	Yangon	364	29,655
2	Mandalay	3217	2	Bago	1,120	10,561
3	Mon	865	3	Ayeyarwaddy	904	10,201
4	Kayin	578	4	Magway	599	4,409
5	Rakhine	542	5	Sagaing	783	4,039
6	Magway	510	6	Kachin	341	3,255
7	Ayeyarwaddy	453	7	Mandalay	394	3,164
8	Bago	445	8	Kayin	253	1,878
9	Shan(N)	381	9	Rakhine	272	1,710
10	Thanintharyi	210	10	Shan South	143	1,497
11	Sagaing	169	11	Tanintharyi	153	1,378
12	Shan (E)	161	12	Mon	38	1,370
13	Shan(S)	158	13	Shan North	441	1,098
14	Naypyitaw	147	14	Naypyitaw	12	1084
15	Kachin	106	15	Shan East	22	514
16	Kayah	93	16	Kayah	12	369
17	Chin	67	17	Chin	27	303
Total		24,865	Total		5,878	76,485

*Facility quarantine rule changed from 21 days to 14 days on 11-9-2020 while 7 days home quarantine rule remain unchanged.

COVID-19 positivity rate by date (as of 16.10.2020)



Timeline of Preparedness and Response to COVID-19 in Myanmar (as of 16.10.2020)



Hotline Number — 0673 420 268

Data source - CEU, DMS, NHL, PHL (MDY and MLM), DMR, DSGH, State and Region Health Departments