



Ministry of Health and Sports (Myanmar)

Department of Public Health

Central Epidemiology Unit

(30 November 2020)

Situation Report -237

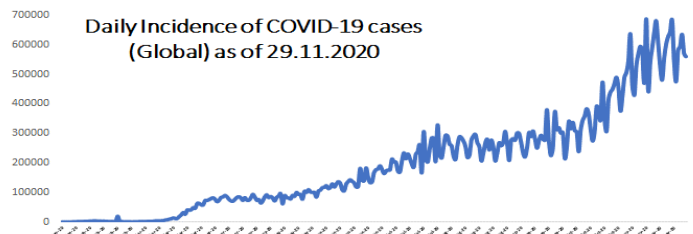
Coronavirus Disease 2019 (COVID-19)

WHO Coronavirus Disease (COVID-19) Dashboard data as of 4:53 PM CEST 29 November 2020

Confirmed cases
61,839,295

Deaths
1,448,018

Case Fatality Rate
2.3%



Myanmar Situation

Data as reported by States and Regions by 29 November 2020

Total Tested-1,147,841

89,486

Confirmed Cases

68,910

Discharged

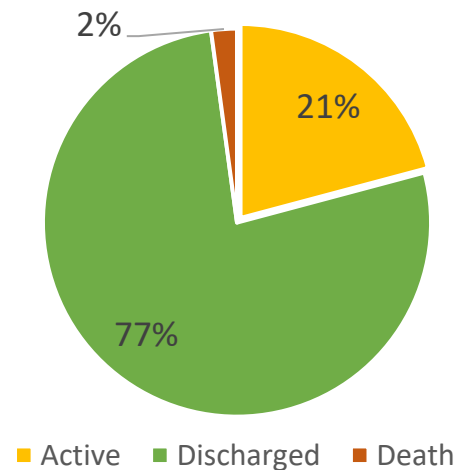
1,058,355

Negative

1,918

Death

Current Situation of Confirmed cases (23.3.2020-29.11.2020), n=89,486



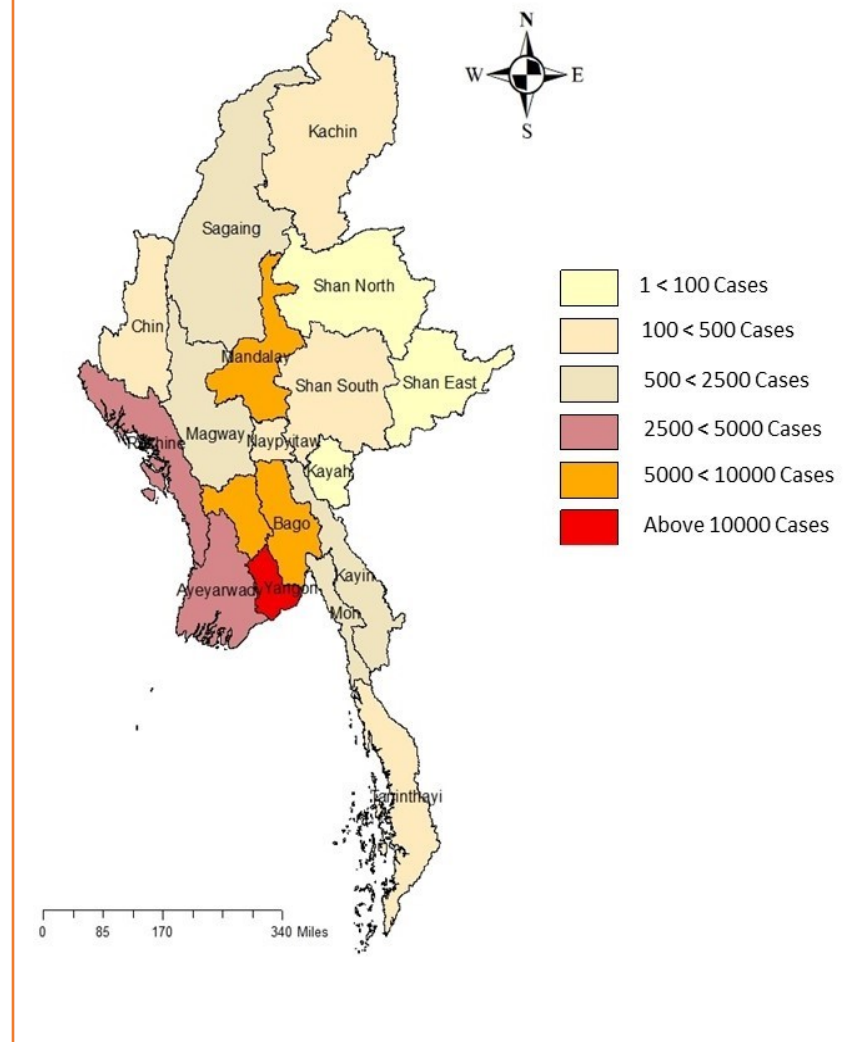
COVID-19 confirmed cases by two phases (23.3.2020 – 29-11-2020), n=89,486

| Date | Local transmission | | Imported | | Total cases | Total Death |
|------------------------|--------------------|-------------|-------------|----------|--------------|-------------|
| | No. of cases | Death | No. of case | Death | | |
| (23.3.2020-15.8.2020) | 161 | 5 | 213 | 1 | 374 | 6 |
| (16.8.2020-29.11.2020) | 88858 | 1912 | 254 | - | 89112 | 1912 |
| Total | 89019 | 1917 | 467 | 1 | 89486 | 1918 |

COVID-19 confirmed cases and death by State/Region (23.3.2020 – 29-11-2020), n=89,486

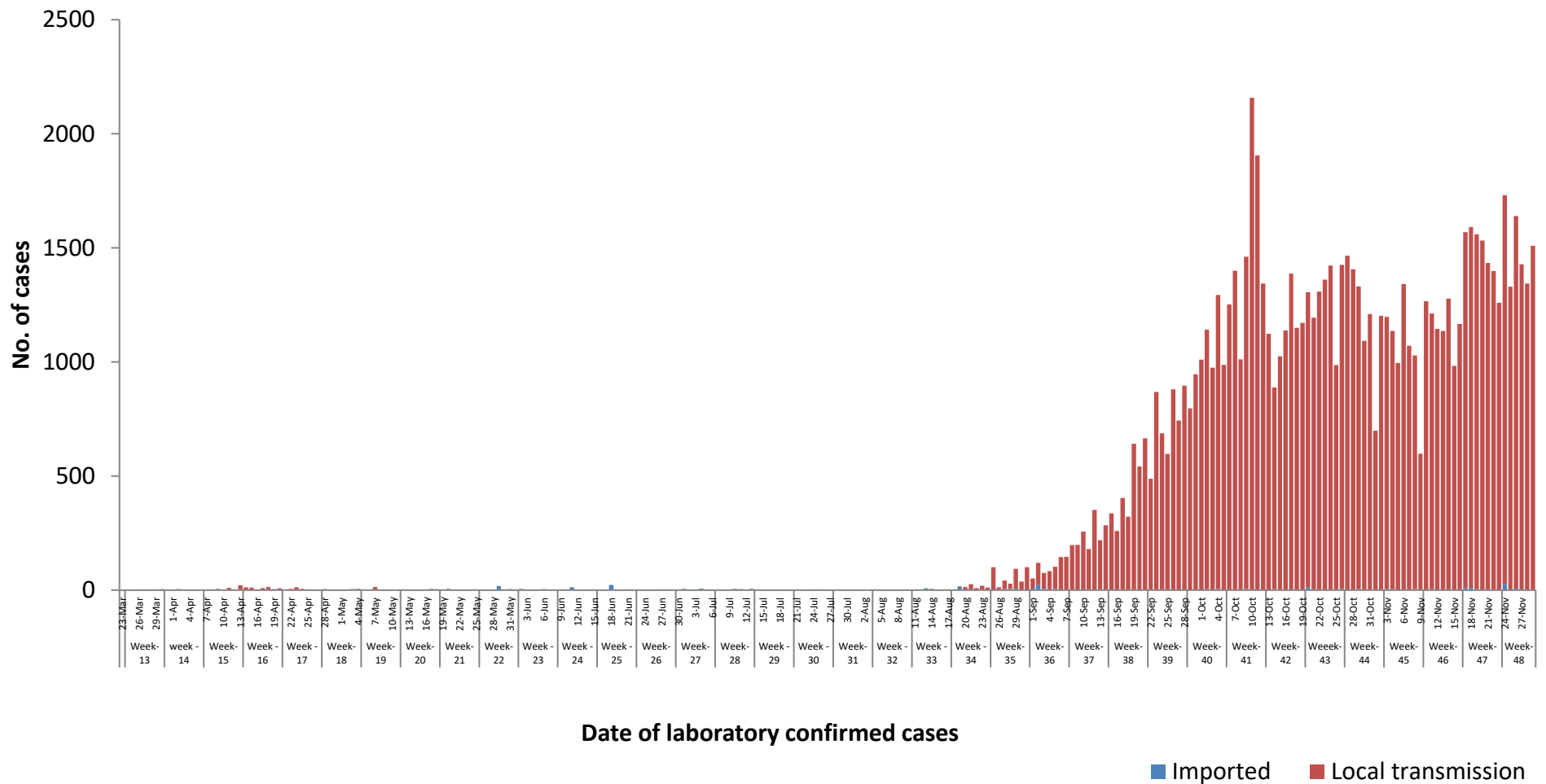
| No | State/Region | COVID –19 Confirmed case | New confirmed cases within 24 hours | Deaths |
|--------------|--------------|--------------------------|-------------------------------------|--------------|
| 1 | Yangon | 66,097 | 914 | 1,802 |
| 2 | Mandalay | 5,881 | 299 | 39 |
| 3 | Bago | 5,163 | 91 | 8 |
| 4 | Rakhine | 3,636 | 21 | 24 |
| 5 | Ayeyarwaddy | 2,937 | 84 | 14 |
| 6 | Magway | 1,520 | 15 | 1 |
| 7 | Mon | 1,300 | 14 | 12 |
| 8 | Sagaing | 827 | 12 | 2 |
| 9 | Kayin | 609 | 1 | 10 |
| 10 | Naypyitaw | 406 | 6 | 3 |
| 11 | Thanintharyi | 405 | 7 | - |
| 12 | Shan (South) | 241 | 23 | 1 |
| 13 | Kachin | 206 | 7 | - |
| 14 | Chin | 114 | 1 | 1 |
| 15 | Shan (North) | 91 | 4 | 1 |
| 16 | Shan (East) | 37 | 10 | - |
| 17 | Kayah | 16 | - | - |
| Total | | 89,486 | 1,509 | 1,918 |

Map showing COVID-19 laboratory confirmed cases

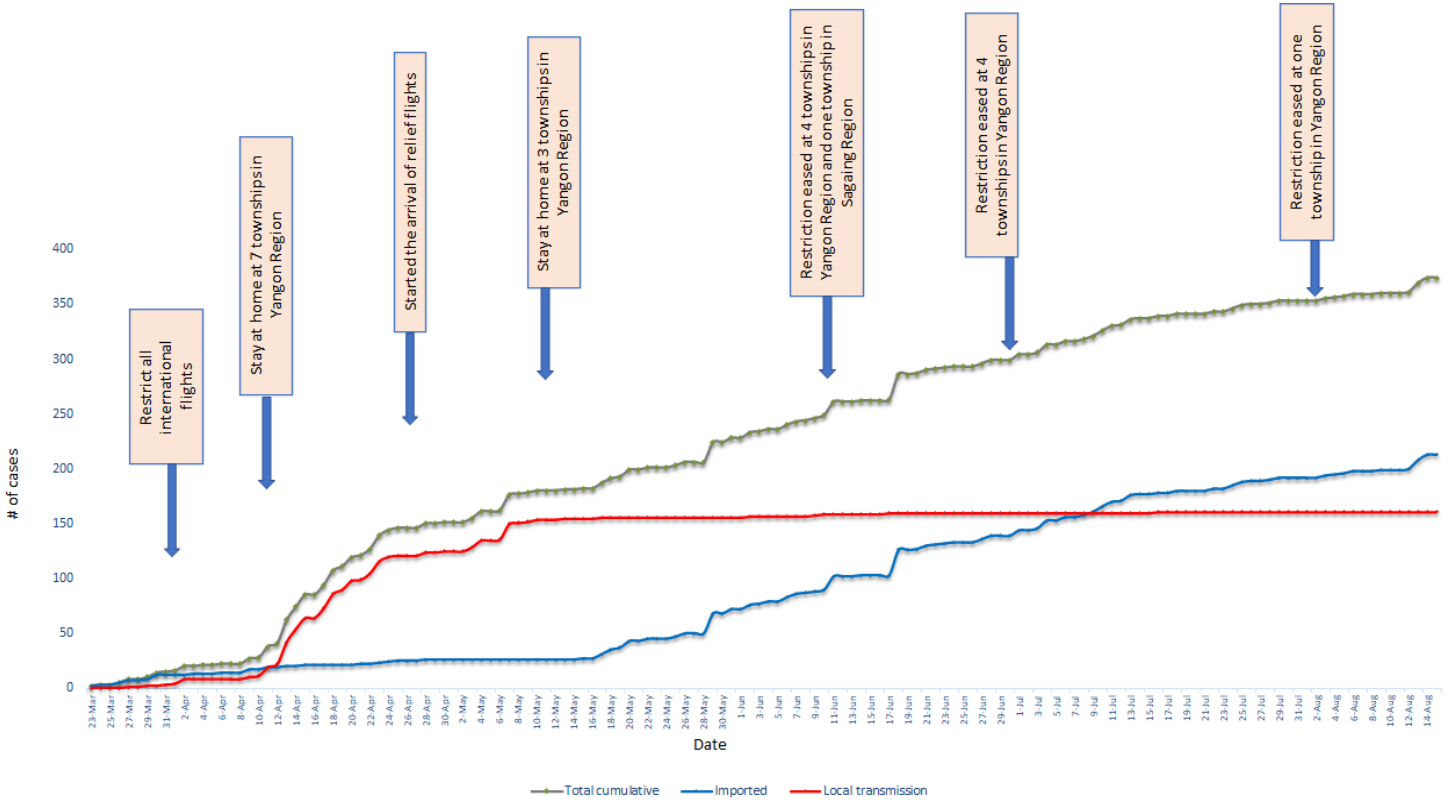


*No. of new cases by State and Region are counted according to epidemiology situation

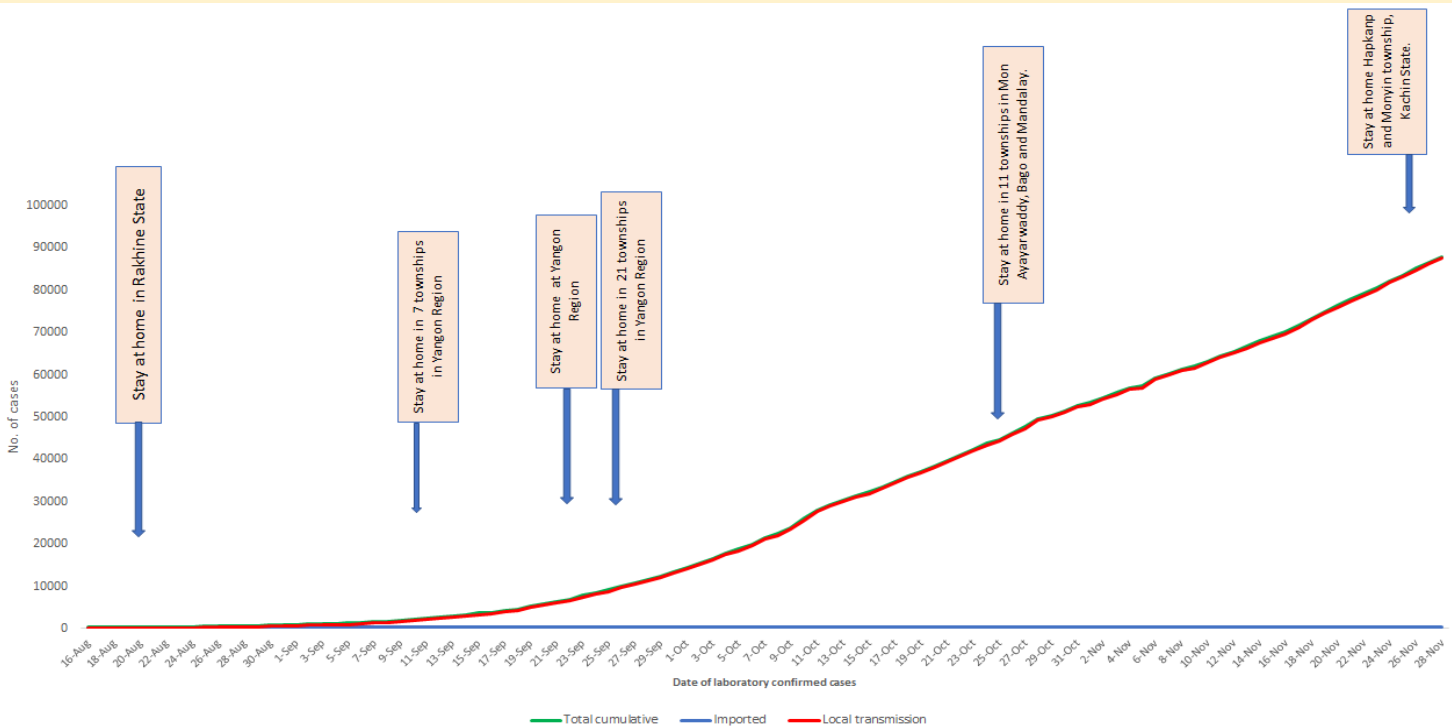
COVID-19 confirmed cases by types of transmissions (as of 29.11.2020) n=89,486



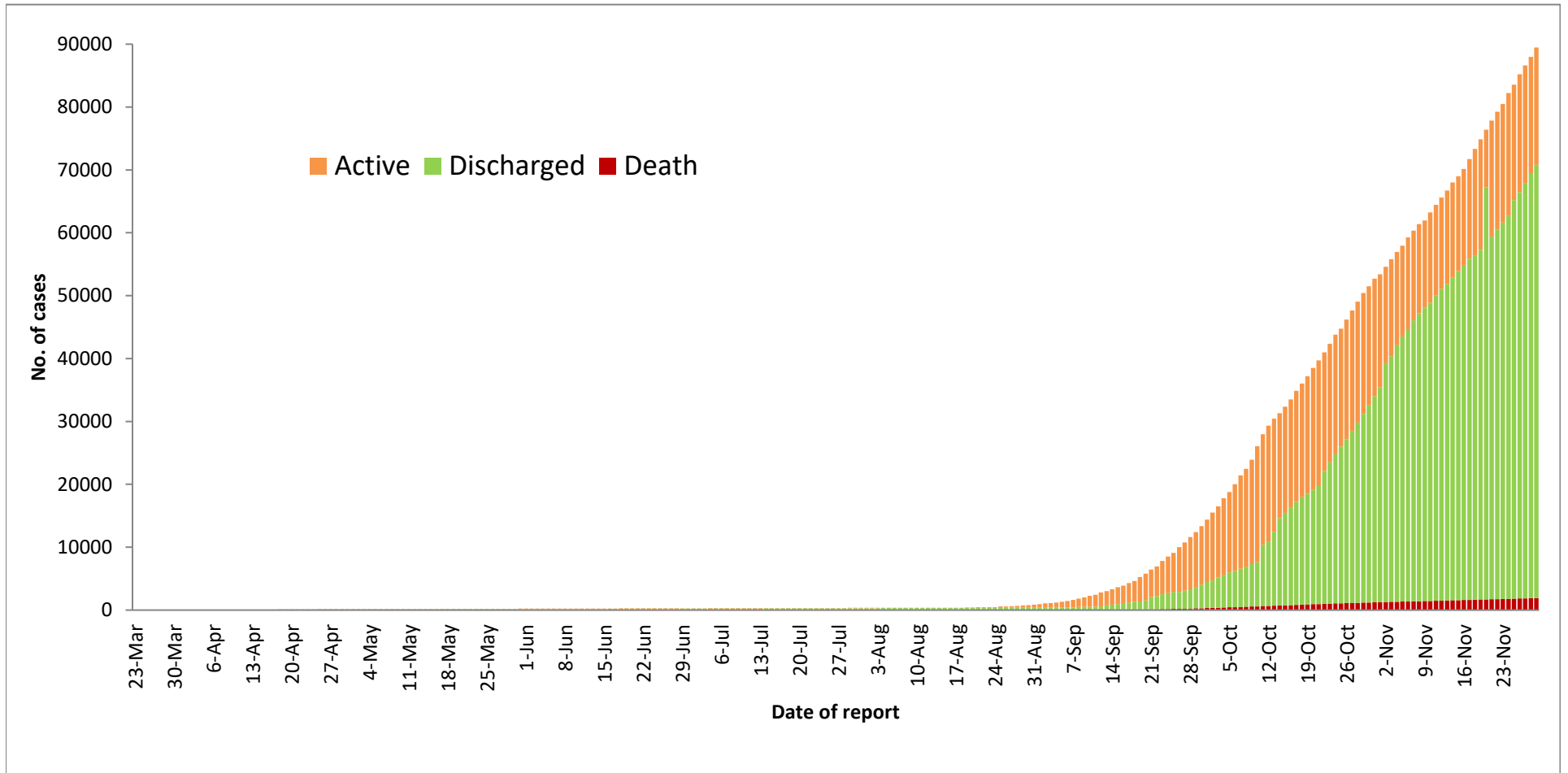
Total cumulative number of cases, imported and local transmission cases by date (23.3.2020- 15.8.2020), n= 374



Total cumulative number of cases, imported and local transmission cases by date (16.8.2020- 29.11.2020)



Cumulative Number of active confirmed cases, discharged and deaths (23.3.2020 – 29.11.2020), n (cumulative)=89,486



* Discharged criteria for COVID-19 patients was changed on 10.10.2020

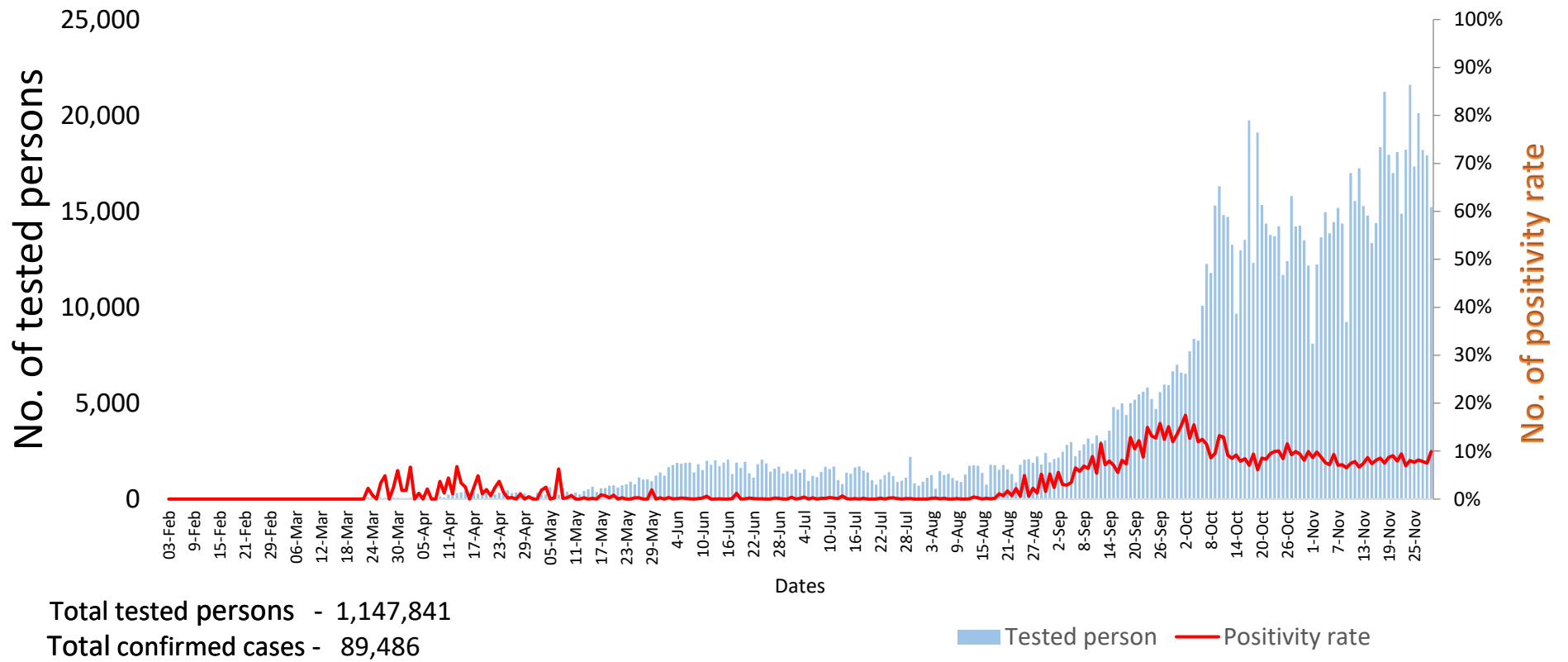
| Summary of current situation | | |
|--|--------------------------------|--------------------------|
| Type | New (28.11.2020-29.11.2020) | Total (on 29.11.2020) |
| Suspected and Person Under Investigation (PUI) | 472 | 1,490 |
| Hospital Quarantine | 18 | 221 |
| Facility Quarantine | 3,563 | 60,033 |

| Person under Investigation (PUI) by State/Region hospitals (31.1.2020 – 29.11.2020) n= 46,846 | No. of Facility Quarantine sites and Quarantined people on 29.11.2020 |
|---|---|
|---|---|

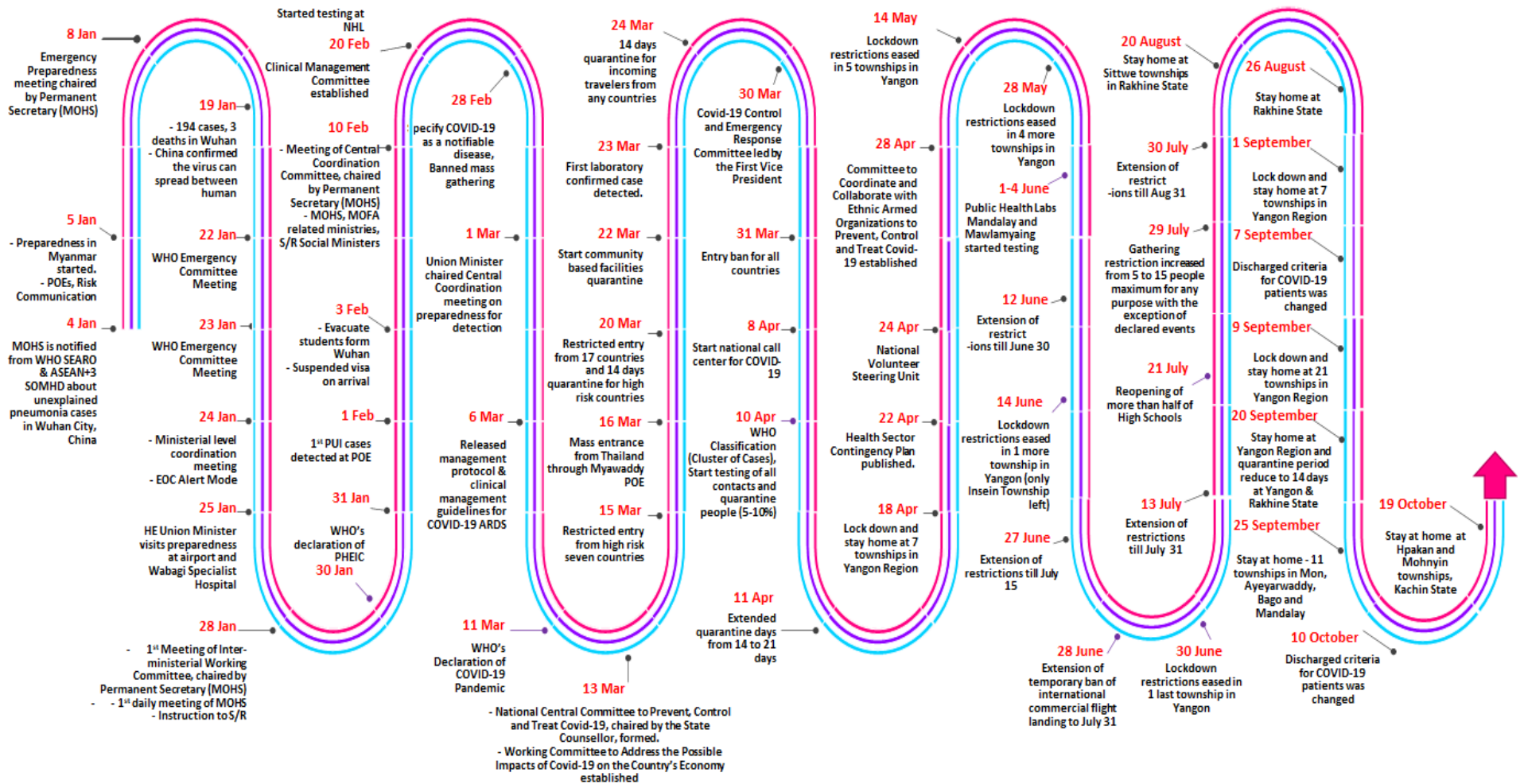
| No. | State/Region | PUI | No. | State/Region | No. of facilities | Total no. of quarantine |
|--------------|--------------|--------|--------------|--------------|-------------------|-------------------------|
| 1 | Yangon | 32673 | 1 | Ayeyarwaddy | 1,499 | 12353 |
| 2 | Mandalay | 5998 | 2 | Yangon | 269 | 9025 |
| 3 | Mon | 1252 | 3 | Bago | 1248 | 7731 |
| 4 | Kayin | 1097 | 4 | Sagaing | 868 | 4773 |
| 5 | Ayeyarwaddy | 1061 | 5 | Mandalay | 265 | 4553 |
| 6 | Bago | 946 | 6 | Magway | 474 | 3504 |
| 7 | Magway | 820 | 7 | Rakhine | 333 | 2620 |
| 8 | Rakhine | 738 | 8 | Shan South | 118 | 2570 |
| 9 | Thanintharyi | 515 | 9 | Kayin | 365 | 2547 |
| 10 | Shan(N) | 505 | 10 | Mon | 37 | 2320 |
| 11 | Naypyitaw | 266 | 11 | Kachin | 208 | 2073 |
| 12 | Sagaing | 257 | 12 | Tanintharyi | 153 | 1710 |
| 13 | Shan (E) | 193 | 13 | Shan North | 448 | 1382 |
| 14 | Shan(S) | 191 | 14 | Naypyitaw | 8 | 1299 |
| 15 | Kachin | 136 | 15 | Kayah | 17 | 541 |
| 16 | Kayah | 99 | 16 | Chin | 29 | 525 |
| 17 | Chin | 99 | 17 | Shan East | 20 | 507 |
| Total | | 46,846 | Total | | 6,359 | 60,033 |

*Facility quarantine rule changed from 21 days to 14 days on 11-9-2020 while 7 days home quarantine rule remain unchanged.

COVID-19 positivity rate by date (as of 29.11.2020)



Timeline of Preparedness and Response to COVID-19 in Myanmar (as of 29.11.2020)



Hotline Number — 0673 420 268

Data source - CEU, DMS, NHL, PHL (MDY and MLM), DMR, DSGH, State and Region Health Departments